






Program/Activity/Project (P/A/P) and Account Title	UACS Code	Allotments Received	Fiscal Year Obligations				Total Obligations	Disbursements				Unobligated Allotment	Balances
			1st Quarter ending March 31	June	2nd Quarter ending June 30	June		1st Quarter ending March 31	June	2nd Quarter ending June 30	Total Disbursements		
<b>310103100003000 (Corn Program) FY 2018</b>		1,600,000.00	383,450.91	361,678.88	1,000,185.66	1,383,636.57	81,745.71	264,728.57	621,964.57	703,710.28	416,363.43	Not Yet Due and	679,926.29
<b>Maintenance &amp; Other Operating Expenses</b>													
Traveling Expenses		630,000.00	42,659.00	53,942.20	122,871.84	165,530.84	40,257.00	47,822.20	119,153.84	159,410.84	464,469.16		6,120.00
Traveling Expenses-Local		2,175,000.00	481,181.39	455,602.25	918,423.33	1,399,604.72	213,675.48	212,227.25	730,654.24	944,329.72	775,395.28		455,275.00
Office Supplies Expenses		70,000.00	15,527.04	449,460.00	494,505.00	647,045.00	33,640.00	45,045.00	45,045.00	78,685.00	22,955.00		25,000.00
Gasoline, Oil and Lubricants Expenses		300,000.00	105,000.00	200,000.00	300,000.00	43,960.37	15,527.04	3,433.33	18,960.37	18,960.37	26,039.63		25,000.00
Agricultural and Marine Supplies Expenses		105,000.00	45,699.00	22,368.00	27,960.00	300,000.00	1,299.00		49,992.00	51,291.00	31,341.00		300,000.00
Telephone Expenses-Mobile		400,000.00	160,772.43	213,027.57	225,282.96	386,055.39	61,273.22	97,975.00	146,180.39	207,453.61	13,944.61		22,568.00
Other Professional Services		100,000.00			100,000.00	100,000.00		100,000.00	100,000.00	100,000.00			178,601.78
Financial Assistance to NGOs/Pros		4,450,000.00	898,378.86	1,419,400.02	2,217,476.46	3,115,855.32	385,671.74	503,069.45	1,194,458.80	1,560,130.54	1,334,144.68		1,555,724.78
<b>Sub-Total: 310103100004000 (HVCDF Program) FY 2018</b>													
<b>Maintenance &amp; Other Operating Expenses</b>													
Traveling Expenses		90,000.00	39,715.00	9,509.00	49,906.05	89,621.05	39,715.00	7,819.00	48,084.00	87,799.00	378.95		1,822.05
Traveling Expenses-Local		2,950,000.00	680,271.05	232,463.92	1,717,601.87	2,397,872.92	178,044.38	151,154.00	766,999.50	944,743.88	552,127.08		1,453,129.04
Scholarship Grants/Expenses		634,500.00	160,000.00	15,000.00	90,657.50	166,357.50		39,400.00	84,260.00	84,260.00	33,642.50		554,500.00
Office Supplies Expenses		200,000.00	75,700.00	15,000.00	42,532.70	87,364.35		42,532.70	87,364.35	87,364.35	87,635.65		82,097.50
Gasoline, Oil and Lubricants Expenses		25,000.00	15,588.00		1,344.00	16,932.00	6,495.00	4,140.00	10,635.00	10,635.00	8,068.00		6,297.00
Telephone Expenses-Mobile		4,224,500.00	1,016,105.70	267,204.38	2,526,542.12	3,542,647.82	289,086.03	370,822.38	1,175,716.30	1,444,802.23	681,852.18		2,097,845.59
Financial Assistance to NGOs/Pros		60,164,367.00	32,332,635.73	6,994,885.82	16,506,221.02	48,838,846.75	2,052,609.80	8,121,825.79	23,294,256.27	25,346,666.07	11,325,520.25		23,491,980.68
<b>Sub-Total: 310103100005000 (Rice Livestock, Corn, HVCDF)</b>													
<b>310103100006000 (Personnel Services - PS REG) FY 2022</b>													
<b>Salaries and Wages</b>													
PERA-Civilian		7,188,260.65	3,070,512.50	2,536,179.35	4,117,748.15	7,188,260.65	2,259,722.92	807,584.69	2,409,460.99	4,669,189.91	2,519,076.74		135,363.64
Representation Allowance (RA)		389,363.64	170,000.00	135,363.64	219,363.64	389,363.64	128,000.00	42,000.00	126,000.00	254,000.00	30,000.00		15,000.00
Transportation Allowance (TA)		45,000.00	20,000.00	15,000.00	25,000.00	45,000.00	15,000.00	5,000.00	15,000.00	30,000.00	30,000.00		15,000.00
Clothing/Uniform Allowance-Civilian		45,000.00	20,000.00	15,000.00	25,000.00	45,000.00	15,000.00	5,000.00	15,000.00	30,000.00	30,000.00		15,000.00
Year End Bonus-Civilian		126,000.00	126,000.00			126,000.00	126,000.00			126,000.00			126,000.00
Collective Negotiation Agreement													
Productivity Enhancement Incentiv													
Mid-Year Bonus - Civilian													
Personnel Benefit Contributions		783,002.00			783,002.00	783,002.00				783,002.00			
PhylHealth-Civilian		19,400.00	8,500.00	8,800.00	10,900.00	19,400.00	6,400.00	2,100.00	6,300.00	12,700.00			6,700.00
ECP-Civilian		141,865.84	58,853.24	66,203.42	83,012.60	141,865.84	43,994.20	15,740.38	47,408.60	91,402.80	50,463.04		6,700.00
Other Personnel Benefits		19,400.00	8,500.00	8,800.00	10,900.00	19,400.00	6,400.00	2,100.00	6,300.00	12,700.00			6,700.00
Lump-sum for Step Increments-Len		10,000.00	10,000.00			10,000.00	5,000.00		5,000.00	10,000.00			
Other Personnel Benefits													
<b>Sub-Total 310103100006000 (Personnel Services - PS REG)</b>		8,787,292.13	3,497,365.74	2,785,346.41	5,274,926.39	8,787,292.13	2,605,517.12	879,535.07	3,413,471.59	6,018,988.71	2,748,303.42		2,748,303.42
<b>310103100006000 (Maintenance &amp; Other Operating Expense - MOOE REG) FY 2022</b>													
<b>Maintenance &amp; Other Operating Expenses</b>													
Traveling Expenses		245,831.00	74,753.00	19,107.00	74,938.00	149,691.00	71,398.00	36,836.00	74,938.00	146,336.00	96,140.00		3,355.00
Traveling Expenses-Local		6,146,935.00	1,128,417.00	2,018,909.35	2,257,160.06	3,385,577.06	619,550.55	397,420.71	697,440.55	1,316,991.10	2,761,357.94		2,068,585.96
Scholarship Grants/Expenses		1,597,000.00	1,347,725.00	189,775.00	189,775.00	1,537,500.00	119,845.00	169,000.00	448,500.00	568,345.00	150,000.00		969,155.00
Agricultural and Marine Supplies Expenses		100,000.00				100,000.00					100,000.00		

Program/Activity/Project (P/A/P) and Account Title	UACS Code	Allotments Received	1st Quarter ending March 31	Current Year Obligations			Disbursements			Balances		
				June	2nd Quarter ending June 30	Total Obligations	1st Quarter ending March 31	June	2nd Quarter ending June 30	Total Disbursements	Unobligated Allotment	Unpaid Obligations (15-20)=(23+24) Not Yet Due and
Electricity Expenses	5-02-04-020-00	660,000.00	9,188.70	206,456.25	295,023.99	304,212.69	9,188.70	85,911.59	95,023.99	104,212.69	355,787.31	200,000.00
Telephone Expenses-Mobile	5-02-05-020-01	220,000.00	15,588.00	69,000.00	128,552.00	144,140.00	15,588.00	2,200.00	7,792.00	23,380.00	75,860.00	120,760.00
Prizes	5-02-06-020-00	50,000.00	50,000.00			50,000.00	50,000.00			50,000.00		
Janitorial Services	5-02-12-020-00	70,000.00	67,856.00	2,144.00	2,144.00	70,000.00	23,511.00	12,869.00	44,345.00	67,856.00		2,144.00
Security Services	5-02-12-030-00	475,000.00	173,432.55	175,663.45	301,567.45	475,000.00	79,004.55	62,952.00	188,856.00	267,860.55		207,139.45
Repairs and Maintenance-Motor Vehicle	5-02-13-060-01	100,000.00	94,970.00	5,030.00	5,030.00	100,000.00	94,970.00		5,030.00	100,000.00		
Financial Assistance to NGOs/Pros	5-02-14-050-00	350,000.00			45,000.00	45,000.00						45,000.00
Fidelity Bond Premiums	5-02-15-030-00	45,000.00	23,784.10	5,752.91	229,701.85	253,485.95	23,784.10	5,752.91	11,429.38	35,213.48	16,514.05	218,272.47
Insurance Expenses	5-02-15-030-00	430,000.00		82,000.00	82,000.00	82,000.00					118,000.00	82,000.00
Printing and Publication Expenses	5-02-99-020-00	200,000.00			3,610,892.35	6,596,606.70	1,106,839.96	772,942.21	1,573,354.92	2,680,194.82	4,183,659.30	3,916,411.88
Sub-Total 310103100006000 (Maintenance & Other Operat		10,780,266.00	2,985,714.35	2,788,807.96	3,610,892.35	6,596,606.70	1,106,839.96	772,942.21	1,573,354.92	2,680,194.82	4,183,659.30	3,916,411.88
<b>310103100006000 (Capital Outlay - CO REG) FY 2018</b>												
Buildings and Other Structures	5-06-04-040-99	250,000.00	196,450.00		4,555.00	201,005.00			201,005.00	201,005.00		48,995.00
Other Structures		250,000.00	196,450.00		4,555.00	201,005.00			201,005.00	201,005.00		48,995.00
Sub-Total 310103100006000 (Capital Outlay) FY 2018		250,000.00	196,450.00		4,555.00	201,005.00			201,005.00	201,005.00		48,995.00
Sub-Total 310103100006000 (PS, MOOE and CO) FY 2018		19,797,558.13	6,674,530.09	5,554,154.37	8,890,373.74	15,564,503.83	3,712,357.02	1,652,467.28	5,187,831.51	8,900,188.53	4,232,654.30	6,664,715.30
<b>310103200009000 NUPAP</b>												
Training Expenses	5-02-02-010-02	323,000.00	28,461.00	35,415.37	115,388.44	143,849.44	25,412.15	102,625.63	111,500.63	136,912.78	179,150.56	6,936.66
Agricultural and Marine Supplies E	5-02-03-100-00	540,000.00	186,210.00	100,000.00	130,000.00	316,210.00		216,210.00	216,210.00	216,210.00	223,790.00	100,000.00
Financial Assistance to NGOs/Pos	5-02-14-050-00	1,077,000.00	250,000.00	500,000.00	820,000.00	1,070,000.00		570,000.00	570,000.00	570,000.00	7,000.00	500,000.00
Sub-Total 310103200001000 (MAINTENANCE) FY 2018		1,940,000.00	464,671.00	635,415.37	1,065,388.44	1,530,059.44	25,412.15	888,835.63	897,710.63	923,122.78	409,940.56	606,936.66
<b>11 AUTOMATIC APPROPRIATIONS - RUP REG</b>												
Automatic Appropriations	5-01-03-010-01	862,591.27	364,216.08	404,836.75	498,375.19	862,591.27	267,535.50	90,352.68	277,602.72	545,138.22		317,453.05
Life and Retirement Insurance cont		862,591.27	364,216.08	404,836.75	498,375.19	862,591.27	267,535.50	90,352.68	277,602.72	545,138.22		317,453.05
Sub-Total (Automatic Appropriations) FY 2018		862,591.27	364,216.08	404,836.75	498,375.19	862,591.27	267,535.50	90,352.68	277,602.72	545,138.22		317,453.05
Sub-Total (Capital Outlay - MPPF) FY 2018												
Sub-Total (PS, MOOE and CO - MPPF) FY 2018												
<b>GRAND TOTAL</b>		82,989,516.40	39,871,992.80	13,752,121.76	27,139,408.39	67,011,401.29	6,066,901.97	10,790,651.93	29,731,721.68	35,798,623.65	15,978,115.11	34,212,777.64
		30,964,446.70										

Prepared by:   
**ELAINE D. JINTALAYAN**  
 BUDGET OFFICER  
 Date: June 30, 2023

Certified Correct:   
**NANIET B. TARUJ**  
 OIC Accountant  
 Date: June 30, 2023

Approved by:   
**IMELDA M. GUILLERIMO**  
 Director, FMS  
 Date: June 30, 2023