

STATEMENT OF APPROPRIATIONS, ALLOTMENTS, OBLIGATIONS, DISBURSEMENTS AND BALANCES
As of the Quarter Ending June 30, 2024

Department: Department of Agriculture (DA)
Agency/Entity: Office of the Secretary
Operating Unit: Agricultural Training
Organization Code (UACS): 05 001 0200001
Fund Cluster: 01 - Regular Agency Fund

Current Year App
 Supplemental App
 Continuing App

Particulars	UACS CODE	Appropriation		Allotments		Current Year Obligations					Current Year Disbursements					Unreleased Appropriations	Unobligated Allotment	Unpaid Obligations (15-20) = (21+22) Net Of Due and Demandable							
		Adjusted (Transfer To/From Modification/ Appropriation)	Adjusted Appropriations	Allotments Received	Transfer From	Adjusted Total Allotments	1st Quarter Ending March 31		2nd Quarter Ending June 30			1st Quarter Ending March 31		2nd Quarter Ending June 30											
		Total	April	May	June	Total	January	February	March	Total	April	May	June	Total											
Fund Cluster 01																									
Agency Specific Budget		76,662,901.1	76,662,901.1	72,178,235.6	4,484,665.47	76,662,901.1	23,357,662.4	11,064,259.7	3,311,874.44	25,662,404.2	40,038,536.4	63,396,200.9	1,110,851.72	1,301,943.76	2,136,270.13	4,551,065.61	3,988,255.36	6,084,116.12	10,644,351.8	20,716,723.3	25,267,788.9	-	13,266,700.2	38,128,411.9	
Specific Budgets of National Government	1101101	76,662,901.1	76,662,901.1	72,178,235.6	4,484,665.47	76,662,901.1	23,357,662.4	11,064,259.7	3,311,874.44	25,662,404.2	40,038,536.4	63,396,200.9	1,110,851.72	1,301,943.76	2,136,270.13	4,551,065.61	3,988,255.36	6,084,116.12	10,644,351.8	20,716,723.3	25,267,788.9	-	13,266,700.2	38,128,411.9	
Operations	0000000000000	76,662,901.1	76,662,901.1	72,178,235.6	4,484,665.47	76,662,901.1	23,357,662.4	11,064,259.7	3,311,874.44	25,662,404.2	40,038,536.4	63,396,200.9	1,110,851.72	1,301,943.76	2,136,270.13	4,551,065.61	3,988,255.36	6,084,116.12	10,644,351.8	20,716,723.3	25,267,788.9	-	13,266,700.2	38,128,411.9	
OO - Productivity in the agricultural	0000000000000	76,662,901.1	76,662,901.1	72,178,235.6	4,484,665.47	76,662,901.1	23,357,662.4	11,064,259.7	3,311,874.44	25,662,404.2	40,038,536.4	63,396,200.9	1,110,851.72	1,301,943.76	2,136,270.13	4,551,065.61	3,988,255.36	6,084,116.12	10,644,351.8	20,716,723.3	25,267,788.9	-	13,266,700.2	38,128,411.9	
TECHNICAL AND SUPPORT SERVICE	0100000000000	76,662,901.1	76,662,901.1	72,178,235.6	4,484,665.47	76,662,901.1	23,357,662.4	11,064,259.7	3,311,874.44	25,662,404.2	40,038,536.4	63,396,200.9	1,110,851.72	1,301,943.76	2,136,270.13	4,551,065.61	3,988,255.36	6,084,116.12	10,644,351.8	20,716,723.3	25,267,788.9	-	13,266,700.2	38,128,411.9	
EXTENSION SUPPORT, EDUCATION	1010300000000	76,662,901.1	76,662,901.1	72,178,235.6	4,484,665.47	76,662,901.1	23,357,662.4	11,064,259.7	3,311,874.44	25,662,404.2	40,038,536.4	63,396,200.9	1,110,851.72	1,301,943.76	2,136,270.13	4,551,065.61	3,988,255.36	6,084,116.12	10,644,351.8	20,716,723.3	25,267,788.9	-	13,266,700.2	38,128,411.9	
ESETS on the National Rice Program	1010310000100	19,733,680.0	19,733,680.0	18,640,480.0	1,093,200.00	19,733,680.0	5,959,892.74	4,926,923.18	779,007.27	6,929,792.29	12,635,722.7	15,194,815.4	-	388,045.23	237,491.88	635,537.11	1,416,621.27	1,616,128.05	3,015,201.00	6,047,958.32	6,663,487.43	-	4,538,864.52	8,511,328.05	
MOOE	5020000000	19,733,680.0	19,733,680.0	18,640,480.0	1,093,200.00	19,733,680.0	5,959,892.74	4,926,923.18	779,007.27	6,929,792.29	12,635,722.7	15,194,815.4	-	388,045.23	237,491.88	635,537.11	1,416,621.27	1,616,128.05	3,015,201.00	6,047,958.32	6,663,487.43	-	4,538,864.52	8,511,328.05	
Traveling Expenses - Lo	5020101000	2,265,000.00	2,265,000.00	2,265,000.00	-	2,265,000.00	84,049.98	47,508.50	-	12,421.44	59,936.04	143,096.02	-	1,520.00	54,236.00	65,736.00	28,514.08	37,287.60	12,421.44	78,224.02	143,880.02	-	2,051,019.98	-	
Training Expenses	5020201002	12,571,805.00	12,571,805.00	11,518,605.00	1,053,200.00	12,571,805.00	1,873,417.76	1,174,154.50	779,007.27	6,917,107.05	8,670,542.70	10,540,990.46	-	388,045.23	237,491.88	635,537.11	1,416,621.27	1,616,128.05	3,015,201.00	6,047,958.32	6,663,487.43	-	4,538,864.52	8,511,328.05	
Scholarship Grants/Eq	5020202000	4,506,875.00	4,506,875.00	4,506,875.00	-	4,506,875.00	801,625.00	3,705,250.00	-	-	3,705,250.00	4,506,875.00	-	-	-	-	504,000.00	438,625.00	599,900.00	1,452,125.00	1,452,125.00	-	-	3,054,750.00	
Other Professional Serv	5021990000	450,000.00	450,000.00	450,000.00	-	450,000.00	-	-	-	-	-	-	-	-	-	-	-	-	-	-	-	-	-	450,000.00	-
ESETS on the National Livestock Program	1010310000200	20,140,000.00	20,140,000.00	20,140,000.00	-	20,140,000.00	11,740,380.50	368,659.21	190,408.59	3,420,826.62	3,979,694.42	15,720,064.9	-	16,891.00	142,316.03	159,199.03	702,495.34	775,069.29	508,203.65	1,098,708.32	2,145,907.35	-	4,419,915.06	13,574,177.5	
MOOE	5020000000	16,750,000.00	16,750,000.00	16,750,000.00	-	16,750,000.00	11,740,380.50	368,659.21	190,408.59	3,420,826.62	3,979,694.42	15,720,064.9	-	16,891.00	142,316.03	159,199.03	702,495.34	775,069.29	508,203.65	1,098,708.32	2,145,907.35	-	4,419,915.06	13,574,177.5	
Traveling Expenses	5020101002	6,480,000.00	6,480,000.00	6,480,000.00	-	6,480,000.00	368,659.21	190,408.59	190,408.59	3,420,826.62	3,979,694.42	15,720,064.9	-	16,891.00	142,316.03	159,199.03	702,495.34	775,069.29	508,203.65	1,098,708.32	2,145,907.35	-	799,915.06	3,574,177.50	
Financial Assistance to	5021465000	10,300,000.00	10,300,000.00	10,300,000.00	-	10,300,000.00	-	-	-	-	-	10,200,000.00	-	-	-	-	-	-	-	-	-	-	-	300,000.00	-
Printing and Publication	5023962000	300,000.00	300,000.00	300,000.00	-	300,000.00	-	-	-	-	-	-	-	-	-	-	-	-	-	-	-	-	-	300,000.00	-
CO	5000000000	3,350,000.00	3,350,000.00	3,350,000.00	-	3,350,000.00	-	-	-	-	-	-	-	-	-	-	-	-	-	-	-	-	-	3,350,000.00	-
Other Structures	5004040000	3,350,000.00	3,350,000.00	3,350,000.00	-	3,350,000.00	-	-	-	-	-	-	-	-	-	-	-	-	-	-	-	-	-	3,350,000.00	-
ESETS on the National Corn Program	1010310000300	5,550,000.00	5,550,000.00	5,550,000.00	-	5,550,000.00	556,817.65	387,785.21	960,385.83	2,869,661.66	4,317,832.70	4,874,650.39	-	19,210.33	231,868.41	251,078.74	224,012.71	245,725.72	1,090,836.57	1,560,575.00	1,811,654.74	-	675,348.65	3,062,995.61	
MOOE	5020000000	5,550,000.00	5,550,000.00	5,550,000.00	-	5,550,000.00	556,817.65	387,785.21	960,385.83	2,869,661.66	4,317,832.70	4,874,650.39	-	19,210.33	231,868.41	251,078.74	224,012.71	245,725.72	1,090,836.57	1,560,575.00	1,811,654.74	-	675,348.65	3,062,995.61	
Traveling Expenses - Lo	5020101000	60,000.00	60,000.00	60,000.00	-	60,000.00	-	9,876.93	-	9,876.93	9,876.93	9,876.93	-	3,189.93	6,496.90	-	-	-	9,876.93	9,876.93	-	-	-	50,323.07	-
Training Expenses	5020201002	5,190,000.00	5,190,000.00	5,190,000.00	-	5,190,000.00	556,817.65	378,108.28	919,385.83	2,810,661.06	4,008,155.77	4,504,973.42	-	19,210.33	231,868.41	251,078.74	224,012.71	239,226.72	940,836.57	1,400,958.07	1,651,977.81	-	625,026.58	2,912,995.61	
Financial Assistance to	5021465000	300,000.00	300,000.00	300,000.00	-	300,000.00	-	-	159,036.00	160,000.00	300,000.00	300,000.00	-	-	-	-	-	-	150,000.00	150,000.00	-	-	-	150,000.00	-
Printing and Publication	5023962000	85,000.00	85,000.00	85,000.00	-	85,000.00	-	-	-	-	-	-	-	-	-	-	-	-	-	-	-	-	-	85,000.00	-
ESETS on the National High-Value Crops	1010310000400	2,660,000.00	2,660,000.00	2,660,000.00	-	2,660,000.00	349,518.44	432,996.00	446,543.48	1,263,844.29	2,082,383.77	2,431,902.21	-	16,467.46	16,467.46	33,247.50	233,468.48	1,115,373.17	1,382,095.15	1,398,596.60	-	228,097.79	1,033,345.61		
MOOE	5020000000	2,660,000.00	2,660,000.00	2,660,000.00	-	2,660,000.00	349,518.44	432,996.00	446,543.48	1,263,844.29	2,082,383.77	2,431,902.21	-	16,467.46	16,467.46	33,247.50	233,468.48	1,115,373.17	1,382,095.15	1,398,596.60	-	228,097.79	1,033,345.61		
Traveling Expenses - Lo	5020101000	35,000.00	35,000.00	35,000.00	-	35,000.00	-	-	-	-	-	-	-	-	-	-	-	-	-	-	-	-	-	35,000.00	-
Training Expenses	5020201002	2,380,000.00	2,380,000.00	2,380,000.00	-	2,380,000.00	349,518.44	432,996.00	296,543.48	1,128,844.29	1,867,383.77	2,206,980.21	-	16,467.46	16,467.46	33,247.50	233,468.48	1,115,373.17	1,382,095.15	1,398,596.60	-	228,097.79	1,033,345.61		
Financial Assistance to	5021465000	150,000.00	150,000.00	150,000.00	-	150,000.00	-	-	159,036.00	160,000.00	300,000.00	300,000.00	-	-	-	-	-	-	150,000.00	150,000.00	-	-	-	150,000.00	-
Printing and Publication	5023962000	85,000.00	85,000.00	85,000.00	-	85,000.00	-	-	-	-	-	-	-	-	-	-	-	-	-	-	-	-	-	85,000.00	-
ESETS on the Promotion and Development of Agriculture	1010310000500	7,548,700.00	7,548,700.00	4,800,000.00	2,748,700.00	7,548,700.00	511,463.94	2,389,347.10	402,035.91	3,524,285.60	6,315,668.61	6,827,132.59	-	63,345.19	63,345.19	61,804.60	673,510.81	1,551,191.66	2,286,507.17	2,348,852.38	-	721,567.45	4,477,280.19		
MOOE	5020000000	7,548,700.00	7,548,700.00	4,800,000.00	2,748,700.00	7,548,700.00	511,463.94	2,389,347.10	402,035.91	3,524,285.60	6,315,668.61	6,827,132.59	-	63,345.19	63,345.19	61,804.60	673,510.81	1,551,191.66	2,286,507.17	2,348,852.38	-	721,567.45	4,477,		

GRAND TOTAL	100,291,568	100,291,568	95,364,483.1	4,927,165.47	100,291,568	27,359,874.7	13,060,620.6	6,174,142.88	34,425,984.4	53,660,747.5	81,819,822.6	1,284,252.52	1,456,541.89	2,493,474.51	5,144,268.83	5,228,783.59	8,798,667.21	15,825,844.4	29,853,385.2	34,997,864.1	-	19,271,945.9	46,021,958.9
PS	8,982,923.13	8,982,923.13	8,982,923.13	-	8,982,923.13	6,242,366.47	44,228.76	-	2,852,155.12	2,696,383.88	8,938,750.39	947,706.04	909,870.51	1,046,870.61	2,904,447.26	918,080.26	1,596,123.59	888,944.83	3,394,148.59	6,298,595.85	-	44,172.79	2,640,184.59
MOOE	87,958,645.4	87,958,645.4	83,831,480.0	4,927,165.47	87,958,645.4	21,116,509.2	13,816,391.8	6,174,142.88	31,773,829.3	50,964,364.0	72,880,872.3	256,546.48	546,671.19	1,436,603.90	2,239,821.57	4,310,763.33	7,212,543.71	14,835,999.8	26,469,248.6	28,699,068.2	-	15,877,773.1	43,381,804.0
FmEX	-	-	-	-	-	-	-	-	-	-	-	-	-	-	-	-	-	-	-	-	-	-	-
CO	3,358,000.00	3,358,000.00	3,350,000.00	-	3,350,000.00	-	-	-	-	-	-	-	-	-	-	-	-	-	-	-	-	-	-

CERTIFIED CORRECT:


DIANNE D. RIVERA
 Budget Officer - Designate

CERTIFIED CORRECT:


ROSVEL R. SISTORIAS
 OIC - Accountant I

APPROVED BY:


MARY ANN A. RAMOS
 Center Director

Less: Other Non-Cash Disbursements	0.00	0.00	0.00	0.00
Disbursements effected through outright deduction	0.00	0.00	0.00	0.00
Overpayment of expenses (e.g. personal benefits)		0.00	0.00	0.00
Restitution for loss of government property		0.00	0.00	0.00
Liquidated Damages		0.00	0.00	0.00
Disallowance		0.00	0.00	0.00
and other similar items (please specify...)		0.00	0.00	0.00
and other similar items (please specify...)		0.00	0.00	0.00
and other similar items (please specify...)		0.00	0.00	0.00
Add/less: Adjustments	0.00	0.00	0.00	0.00
Adjustments on MDS Accounts	0.00	0.00	0.00	0.00
Less: Adjustments (e.g. cancelled/stale checks)	0.00	0.00	0.00	0.00
Replacement of Cancelled Checks/LDDAP-ADA		0.00	0.00	0.00
please specify...		0.00	0.00	0.00
please specify...		0.00	0.00	0.00
Add: Adjustments (e.g. cancelled check/staled ch	0.00	0.00	0.00	0.00
Cancelled Checks/LDDAP-ADA		0.00	0.00	0.00
Staled Checks		0.00	0.00	0.00
please specify...		0.00	0.00	0.00
Adjustments on Current Account	0.00	0.00	0.00	0.00
Less: Adjustments (e.g. cancelled/stale checks)	0.00	0.00	0.00	0.00
Replacement of Cancelled Checks		0.00	0.00	0.00
please specify...		0.00	0.00	0.00
please specify...		0.00	0.00	0.00
Add: Adjustments (e.g. cancelled check/staled ch	0.00	0.00	0.00	0.00
Cancelled Checks		0.00	0.00	0.00
Staled Checks		0.00	0.00	0.00
please specify...		0.00	0.00	0.00
Balance of Disbursement Authorities as at date	0.00	0.00	1,147,157.39	1,147,157.39

(Over)/Under spendin 0.00 0.00 0.00 0.00 0.00

0.00 0.00 0.00 0.00 0.00

FAR No. 4
0.00 0.00 0.00 0.00 0.00

Certified Correct:


ROSVEL R. SISTORIAS
OIC- Accountant I

Approved by:


MARY ANN A. RAMOS
Center Director

Disbursements**	8,900,768.89	6,169,588.76	15,070,357.65
Less: Other Non-Cash Disbursements	0.00	0.00	0.00
Disbursements effected through outright deduction	0.00	0.00	0.00
Overpayment of expenses (e.g. personal benefits)	0.00	0.00	0.00
Restitution for loss of government property	0.00	0.00	0.00
Liquidated Damages	0.00	0.00	0.00
Disallowance	0.00	0.00	0.00
and other similar items (please specify...)	0.00	0.00	0.00
and other similar items (please specify...)	0.00	0.00	0.00
and other similar items (please specify...)	0.00	0.00	0.00
Add/Less: Adjustments	0.00	0.00	0.00
Adjustments on MDS Accounts	0.00	0.00	0.00
Less: Adjustments (e.g. cancelled/stale checks)	0.00	0.00	0.00
Replacement of Cancelled Checks/LDDAP-ADA	0.00	0.00	0.00
please specify...	0.00	0.00	0.00
please specify...	0.00	0.00	0.00
Add: Adjustments (e.g. cancelled check/staled ch	0.00	0.00	0.00
Cancelled Checks/LDDAP-ADA	0.00	0.00	0.00
Staled Checks	0.00	0.00	0.00
please specify...	0.00	0.00	0.00
Adjustments on Current Accounts	0.00	0.00	0.00
Less: Adjustments (e.g. cancelled/stale checks)	0.00	0.00	0.00
Replacement of Cancelled Checks	0.00	0.00	0.00
please specify...	0.00	0.00	0.00
please specify...	0.00	0.00	0.00
Add: Adjustments (e.g. cancelled check/staled ch	0.00	0.00	0.00
Cancelled Checks	0.00	0.00	0.00
Staled Checks	0.00	0.00	0.00
please specify...	0.00	0.00	0.00
Balance of Disbursement Authorities as at date	0.00	1,147,157.39	581,563.34
			1,728,720.73

Less: Actual Disburs:	0.00	0.00	0.00	0.00	0.00
(Over)/Under spend:	0.00	0.00	0.00	0.00	0.00

0.00	0.00	0.00	0.00	0.00
0.00	0.00	0.00	0.00	0.00

FAR No. 4					
0.00	0.00	0.00	0.00	0.00	0.00
0.00	0.00	0.00	0.00	0.00	0.00

Certified Correct:


 ROSAL R. SITORIAS
 OIC- Accountant I

Approved by:


 MARY ANN A. RAMOS
 Center Director

Disbursements**	15,070,357.62	11,596,796.67	26,667,154.32
Less: Other Non-Cash Disbursements	0.00	0.00	0.00
Disbursement effected through outright deduction	0.00	0.00	0.00
Overpayment of expenses (e.g. personal benefits)	0.00	0.00	0.00
Restitution for loss of government property	0.00	0.00	0.00
Liquidated Damages	0.00	0.00	0.00
Disallowance	0.00	0.00	0.00
and other similar items (please specify...)	0.00	0.00	0.00
and other similar items (please specify...)	0.00	0.00	0.00
and other similar items (please specify...)	0.00	0.00	0.00
Add/Leave: Adjustments	0.00	0.00	0.00
Adjustments on MDS Accounts	0.00	0.00	0.00
Less: Adjustments (e.g. cancelled/stale checks)	0.00	0.00	0.00
Replacement of Cancelled Checks/LDDAP-ADA	0.00	0.00	0.00
please specify...	0.00	0.00	0.00
please specify...	0.00	0.00	0.00
Add: Adjustments (e.g. cancelled check/staled ch	0.00	0.00	0.00
Cancelled Checks/LDDAP-ADA	0.00	0.00	0.00
Staled Checks	0.00	0.00	0.00
please specify...	0.00	0.00	0.00
Adjustments on Current Accounts	0.00	0.00	0.00
Less: Adjustments (e.g. cancelled/stale checks)	0.00	0.00	0.00
Replacement of Cancelled Checks	0.00	0.00	0.00
please specify...	0.00	0.00	0.00
please specify...	0.00	0.00	0.00
Add: Adjustments (e.g. cancelled check/staled ch	0.00	0.00	0.00
Cancelled Checks	0.00	0.00	0.00
Staled Checks	0.00	0.00	0.00
please specify...	0.00	0.00	0.00
Balance of Disbursement Authorities as at date	0.00	1,728,720.73	(1,728,720.73)

Low: Actual Disburse	0.00	0.00	0.00	0.00	0.00
(Over)/Under spend	0.00	0.00	0.00	0.00	0.00

0.00	0.00	0.00	0.00	0.00
0.00	0.00	0.00	0.00	0.00

FAR No. 4				
0.00	0.00	0.00	0.00	0.00
0.00	0.00	0.00	0.00	0.00

Certified Correct:


 ROSVEL R. SISTORIAS
 OIC- Accountant I

Approved by:


 MARY ANN A. RAMOS
 Center Director

Disbursements**	321,789.38	592,518.82	914,308.20
Less: Other Non-Cash Disbursements	0.00	0.00	0.00
Disbursements effected through outright deduction	0.00	0.00	0.00
Overpayment of expenses (e.g. personal benefits)	0.00	0.00	0.00
Restitution for loss of government property	0.00	0.00	0.00
Liquidated Damages	0.00	0.00	0.00
Disallowance	0.00	0.00	0.00
and other similar items (please specify...)	0.00	0.00	0.00
and other similar items (please specify...)	0.00	0.00	0.00
and other similar items (please specify...)	0.00	0.00	0.00
Add/Less: Adjustments	0.00	0.00	0.00
Adjustments on MDS Accounts	0.00	0.00	0.00
Less: Adjustments (e.g. cancelled/stale checks)	0.00	0.00	0.00
Replacement of Cancelled Checks/LDDAP-ADA	0.00	0.00	0.00
please specify...	0.00	0.00	0.00
please specify...	0.00	0.00	0.00
Add: Adjustments (e.g. cancelled check/staled ch	0.00	0.00	0.00
Cancelled Checks/LDDAP-ADA	0.00	0.00	0.00
Staled Checks	0.00	0.00	0.00
please specify...	0.00	0.00	0.00
Adjustments on Current Accounts	0.00	0.00	0.00
Less: Adjustments (e.g. cancelled/stale checks)	0.00	0.00	0.00
Replacement of Cancelled Checks	0.00	0.00	0.00
please specify...	0.00	0.00	0.00
please specify...	0.00	0.00	0.00
Add: Adjustments (e.g. cancelled check/staled ch	0.00	0.00	0.00
Cancelled Checks	0.00	0.00	0.00
Staled Checks	0.00	0.00	0.00
please specify...	0.00	0.00	0.00
Balance of Disbursement Authorities as at date	0.00	0.00	502,437.64

Less: Actual Disbursements	0.00	0.00	0.00	0.00	0.00
(Over)/Under spending	0.00	0.00	0.00	0.00	0.00

0.00	0.00	0.00	0.00	0.00
0.00	0.00	0.00	0.00	0.00

0.00	0.00	0.00	0.00	0.00
0.00	0.00	0.00	0.00	0.00

Certified Correct:

R. Sistorias
ROSVEL R. SISTORIAS
 OIC - Accountant I

Approved by:

M. Ann Ramos
MARY ANN A. RAMOS
 Center Director

MAY

PARTICULARS	Current Year Budget (Current Appropriations)					Prior Year's Budget										TOTAL	SUB-TOTAL	TRUST LIABILITIES				Grand Total					Remarks	
	PS	MOOE	FINEX	CO	TOTAL	Prior Year's Accounts Payable (PVO)					Prior Year's Accounts Payable (Continuing App)							PS	MOOE	CO	TOTAL	PS	MOOE	FINEX	CO	TOTAL		
						PS	MOOE	FINEX	CO	TOTAL	PS	MOOE	FINEX	CO	TOTAL													PS
1	2	3	4	5	6=(2+3+4+5)	7	8	9	10	11=(7+8+9)	12	13	14	15	16=(12+13+14)	17=(11+16)	18=(6+17)	19	20	21	22=(19+20+21)	23	24	25	26	27=(23+24+25+26)	28	
CASH DISBURSEMENTS																												
MDS Disbursements	0.00	886,082.04	0.00	0.00	886,082.04	0.00	0.00	0.00	0.00	0.00	0.00	0.00	0.00	0.00	0.00	0.00	886,082.04	0.00	0.00	0.00	0.00	0.00	886,082.04	0.00	0.00	0.00	886,082.04	
Notice of Cash Allocation (NCA)	0.00	0.00	0.00	0.00	0.00	0.00	0.00	0.00	0.00	0.00	0.00	0.00	0.00	0.00	0.00	0.00	0.00	0.00	0.00	0.00	0.00	0.00	0.00	0.00	0.00	0.00	0.00	
MDS Check Issued					0.00					0.00					0.00		0.00					0.00					0.00	
Advise to Debit Account					0.00					0.00					0.00		0.00					0.00					0.00	
Notice of Transfer Allocation (NTA)	0.00	886,082.04	0.00	0.00	886,082.04	0.00	0.00	0.00	0.00	0.00	0.00	0.00	0.00	0.00	0.00	0.00	886,082.04	0.00	0.00	0.00	0.00	0.00	886,082.04	0.00	0.00	0.00	886,082.04	
MDS Check Issued		886,082.04			886,082.04					0.00					0.00		886,082.04					0.00				886,082.04		
Advise to Debit Account					0.00					0.00					0.00		0.00					0.00				0.00	0.00	
Working Fund for PAs					0.00					0.00					0.00		0.00					0.00				0.00	0.00	
Cash Disbursement Ceiling (CDC)					0.00					0.00					0.00		0.00					0.00				0.00	0.00	
TOTAL CASH DISBURSEMENTS	0.00	886,082.04	0.00	0.00	886,082.04	0.00	0.00	0.00	0.00	0.00	0.00	0.00	0.00	0.00	0.00	0.00	886,082.04	0.00	0.00	0.00	0.00	0.00	886,082.04	0.00	0.00	0.00	886,082.04	
NON-CASH DISBURSEMENTS																												
Tax Remittance Advice (TRA)		36,366.77			36,366.77					0.00					0.00		36,366.77				0.00		36,366.77				36,366.77	
Non-Cash Availment Authority (NCAA)					0.00					0.00					0.00		0.00					0.00				0.00	0.00	
Disbursements effected through outright	0.00	0.00	0.00	0.00	0.00	0.00	0.00	0.00	0.00	0.00	0.00	0.00	0.00	0.00	0.00	0.00	0.00	0.00	0.00	0.00	0.00	0.00	0.00	0.00	0.00	0.00	0.00	
Overpayment of expenses (e.g. personal benefits)					0.00					0.00					0.00		0.00					0.00				0.00	0.00	
Restitution for loss of government property					0.00					0.00					0.00		0.00					0.00				0.00	0.00	
Liquidated Damages					0.00					0.00					0.00		0.00					0.00				0.00	0.00	
Disallowance					0.00					0.00					0.00		0.00					0.00				0.00	0.00	
and other similar items (please specify...)					0.00					0.00					0.00		0.00					0.00				0.00	0.00	
and other similar items (please specify...)					0.00					0.00					0.00		0.00					0.00				0.00	0.00	
and other similar items (please specify...)					0.00					0.00					0.00		0.00					0.00				0.00	0.00	
Others	0.00	0.00	0.00	0.00	0.00	0.00	0.00	0.00	0.00	0.00	0.00	0.00	0.00	0.00	0.00	0.00	0.00	0.00	0.00	0.00	0.00	0.00	0.00	0.00	0.00	0.00	0.00	
TEF					0.00					0.00					0.00		0.00					0.00				0.00	0.00	
BTI Doc Stamp Tax					0.00					0.00					0.00		0.00					0.00				0.00	0.00	
and other similar items (please specify...)					0.00					0.00					0.00		0.00					0.00				0.00	0.00	
and other similar items (please specify...)					0.00					0.00					0.00		0.00					0.00				0.00	0.00	
and other similar items (please specify...)					0.00					0.00					0.00		0.00					0.00				0.00	0.00	
TOTAL NON-CASH DISBURSEMENTS	0.00	36,366.77	0.00	0.00	36,366.77	0.00	0.00	0.00	0.00	0.00	0.00	0.00	0.00	0.00	0.00	0.00	36,366.77	0.00	0.00	0.00	0.00	0.00	36,366.77	0.00	0.00	0.00	36,366.77	
GRAND TOTAL	0.00	922,448.81	0.00	0.00	922,448.81	0.00	0.00	0.00	0.00	0.00	0.00	0.00	0.00	0.00	0.00	0.00	922,448.81	0.00	0.00	0.00	0.00	0.00	922,448.81	0.00	0.00	0.00	922,448.81	

SUMMARY:

Total Disbursement Authorities Received	Carry Over Balance from Previous Report		This Month		As of Date	Previous Report					This Period					As of To Date				
	Total	Available	Total	Available		Total	MDS	WF	IRA	NCAA	Total	MDS	WF	IRA	NCAA	Total	MDS	WF	IRA	NCAA
	0.00	0.00	0.00	0.00		0.00	0.00	0.00	0.00	0.00	0.00	0.00	0.00	0.00	0.00	0.00	0.00	0.00	0.00	0.00
NCA					0.00	0.00	0.00	0.00	0.00	0.00	0.00	0.00	0.00	0.00	0.00	0.00	0.00	0.00	0.00	0.00
NTA	0.00	1,403,955.60	675,560.20		2,079,515.80	914,308.20	961,517.96	0.00	12,790.24	0.00	922,448.81	886,082.04	0.00	36,366.77	0.00	1,836,757.01	1,787,600.00	0.00	49,157.01	0.00
Add: Notice of Transfer of Allocations (NTA) Received			675,560.20		2,079,515.80															
Less: Notice of Transfer of Allocations (NTA) Issued			0.00		0.00															
Working Fund	0.00	0.00	0.00		0.00															
Released by DBM					0.00															
Add: LP/GP Received from CO/PSO (with ASA)					0.00															
Less: LP/GP Issued by CO/PSO (with ASA)					0.00															
Add: LP/GP Received from CO/PSO (without ASA)					0.00															
Less: LP/GP Issued by CO/PSO (without ASA)					0.00															
TRA				12,790.24	36,366.77	49,157.01														
CDC				0.00	0.00	0.00														
NCAA				0.00	0.00	0.00														
Total Disbursement Authorities Available	0.00	1,416,745.84	711,936.97		2,128,672.81	914,308.20	961,517.96	0.00	12,790.24	0.00	922,448.81	886,082.04	0.00	36,366.77	0.00	1,836,757.01	1,787,600.00	0.00	49,157.01	0.00
Less:																				
Lapsed NCA				0.00	0.00	0.00														
Trust Receipts Total Disbursement P						0.00	0.00	0.00	0.00	0.00	0.00	0.00	0.00	0.00	0.00	0.00	0.00	0.00	0.00	0.00

Disbursements**	914,308.20	922,448.81	1,836,757.01
Less: Other Non-Cash Disbursements	0.00	0.00	0.00
Disbursement effected through outright deduction	0.00	0.00	0.00
Overpayment of expenses (e.g. personal benefits)	0.00	0.00	0.00
Restitution for loss of government property	0.00	0.00	0.00
Liquidated Damages	0.00	0.00	0.00
Disallowance	0.00	0.00	0.00
and other similar items (please specify...)	0.00	0.00	0.00
and other similar items (please specify...)	0.00	0.00	0.00
and other similar items (please specify...)	0.00	0.00	0.00
Add/Less: Adjustments	0.00	0.00	0.00
Adjustments on MDS Accounts	0.00	0.00	0.00
Less: Adjustments (e.g. cancelled/stale checks)	0.00	0.00	0.00
Replacement of Cancelled Checks/LDDAP-ADA	0.00	0.00	0.00
please specify...	0.00	0.00	0.00
please specify...	0.00	0.00	0.00
Add: Adjustments (e.g. cancelled check/staled checks)	0.00	0.00	0.00
Cancelled Checks/LDDAP-ADA	0.00	0.00	0.00
Staled Checks	0.00	0.00	0.00
please specify...	0.00	0.00	0.00
Adjustments on Current Accounts	0.00	0.00	0.00
Less: Adjustments (e.g. cancelled/stale checks)	0.00	0.00	0.00
Replacement of Cancelled Checks	0.00	0.00	0.00
please specify...	0.00	0.00	0.00
please specify...	0.00	0.00	0.00
Add: Adjustments (e.g. cancelled check/staled checks)	0.00	0.00	0.00
Cancelled Checks	0.00	0.00	0.00
Staled Checks	0.00	0.00	0.00
please specify...	0.00	0.00	0.00
Balance of Disbursement Authorities as at date	0.00	502,437.64	(210,521.84)

Less: Actual Disburs	0.00	0.00	0.00	0.00	0.00
(Over)/Under specifi	0.00	0.00	0.00	0.00	0.00

0.00	0.00	0.00	0.00	0.00
0.00	0.00	0.00	0.00	0.00

0.00	0.00	0.00	0.00	0.00
0.00	0.00	0.00	0.00	0.00

Certified Correct:

ROSVEL R. HISTORIAS
OIC- Accountant I

Approved by:

MARY ANN A. RAMOS
Center Director

Disbursements**	1,836,757.01	1,862,453.08	3,699,210.09
Less: Other Non-Cash Disbursements	0.00	0.00	0.00
Disbursements effected through outright deduction	0.00	0.00	0.00
Overpayment of expenses (e.g. personal benefits)	0.00	0.00	0.00
Restitution for loss of government property	0.00	0.00	0.00
Liquidated Damages	0.00	0.00	0.00
Disallowance	0.00	0.00	0.00
and other similar items (please specify...)	0.00	0.00	0.00
and other similar items (please specify...)	0.00	0.00	0.00
and other similar items (please specify...)	0.00	0.00	0.00
Add/Less: Adjustments	0.00	0.00	0.00
Adjustments on MDS Accounts	0.00	0.00	0.00
Less: Adjustments (e.g. cancelled/stale checks)	0.00	0.00	0.00
Replacement of Cancelled Checks/LDDAP-ADA	0.00	0.00	0.00
please specify...	0.00	0.00	0.00
please specify...	0.00	0.00	0.00
Add: Adjustments (e.g. cancelled check/staled ch	0.00	0.00	0.00
Cancelled Checks/LDDAP-ADA	0.00	0.00	0.00
Staled Checks	0.00	0.00	0.00
please specify...	0.00	0.00	0.00
Adjustments on Current Accounts	0.00	0.00	0.00
Less: Adjustments (e.g. cancelled/stale checks)	0.00	0.00	0.00
Replacement of Cancelled Checks	0.00	0.00	0.00
please specify...	0.00	0.00	0.00
please specify...	0.00	0.00	0.00
Add: Adjustments (e.g. cancelled check/staled ch	0.00	0.00	0.00
Cancelled Checks	0.00	0.00	0.00
Staled Checks	0.00	0.00	0.00
please specify...	0.00	0.00	0.00
Balance of Disbursement Authorities as at date	0.00	291,915.80	(291,915.80)

Less: Actual Disbursements	0.00	0.00	0.00	0.00	0.00	0.00	0.00	0.00	0.00	0.00	0.00	0.00
(Over)/Under spending	0.00	0.00	0.00	0.00	0.00	0.00	0.00	0.00	0.00	0.00	0.00	0.00

FAR No. 4

Certified Correct:


ROSVEL R. SISTORIAS
 OIC- Accountant I

Approved by:


MARY ANN A. RAMOS
 Center Director

Disbursements**	0.00	558,142.49	558,142.49
Less: Other Non-Cash Disbursements	0.00	0.00	0.00
Disbursements effected through outright deduction	0.00	0.00	0.00
Overpayment of expenses (e.g. personal benefits)	0.00	0.00	0.00
Restitution for loss of government property	0.00	0.00	0.00
Liquidated Damages	0.00	0.00	0.00
Disallowance	0.00	0.00	0.00
and other similar items (please specify...)	0.00	0.00	0.00
and other similar items (please specify...)	0.00	0.00	0.00
and other similar items (please specify...)	0.00	0.00	0.00
Add/Less: Adjustments	0.00	0.00	0.00
Adjustments on MDS Accounts	0.00	0.00	0.00
Less: Adjustments (e.g. cancelled/stale checks)	0.00	0.00	0.00
Replacement of Cancelled Checks/LDDAP-ADA	0.00	0.00	0.00
please specify...	0.00	0.00	0.00
please specify...	0.00	0.00	0.00
Add: Adjustments (e.g. cancelled check/staled ch	0.00	0.00	0.00
Cancelled Checks/LDDAP-ADA	0.00	0.00	0.00
Staled Checks	0.00	0.00	0.00
please specify...	0.00	0.00	0.00
Adjustments on Current Accounts	0.00	0.00	0.00
Less: Adjustments (e.g. cancelled/stale checks)	0.00	0.00	0.00
Replacement of Cancelled Checks	0.00	0.00	0.00
please specify...	0.00	0.00	0.00
please specify...	0.00	0.00	0.00
Add: Adjustments (e.g. cancelled check/staled ch	0.00	0.00	0.00
Cancelled Checks	0.00	0.00	0.00
Staled Checks	0.00	0.00	0.00
please specify...	0.00	0.00	0.00
Balance of Disbursement Authorities as at date	0.00	13,906,141.45	13,906,141.45

Less: Actual Disburse	0.00	0.00	0.00	0.00	0.00
(Over)/Under spendin	0.00	0.00	0.00	0.00	0.00

558,142.49	548,858.51	0.00	9,283.98	0.00
-558,142.49	-548,858.51	0.00	-9,283.98	0.00

558,142.49	548,858.51	0.00	9,283.98	0.00
-558,142.49	-548,858.51	0.00	-9,283.98	0.00

Certified Correct:


ROSVIL R. ASTORIAS
 OIC- Accountant I

Approved by:


MARY ANN A. RAMOS
 Center Director

MAY

PARTICULARS	Current Year Budget (Current Appropriations)					Prior Year's Budget										TOTAL	SUB-TOTAL	TRUST LIABILITIES				Grand Total					Remark	
	PS	MOOE	FINEX	CD	TOTAL	Prior Year's Accounts Payable (PVO)					Prior Year's Accounts Payable (Continuing App)							PS	MOOE	CO	TOTAL	PS	MOOE	FINEX	CD	TOTAL		
						PS	MOOE	FINEX	CD	TOTAL	PS	MOOE	FINEX	CD	TOTAL													PS
1	2	3	4	5	6=(2+3+4+5)	7	8	9	10	11=(7+8+9)	12	13	14	15	16=(12+13+14)	17=(11+16)	18=(6+17)	19	20	21	22=(19+20+21)	23	24	25	26	27=(23+24+25+26)	28	
CASH DISBURSEMENTS																												
MDS Disbursements	0.00	0.00	0.00	0.00	0.00	0.00	0.00	0.00	0.00	0.00	0.00	0.00	0.00	0.00	0.00	0.00	0.00	0.00	1,715	0.00	1,715	0.00	1,715,913.63	0.00	0.00	0.00	1,715,913.63	
Notice of Cash Allocation (NCA)	0.00	0.00	0.00	0.00	0.00	0.00	0.00	0.00	0.00	0.00	0.00	0.00	0.00	0.00	0.00	0.00	0.00	0.00	0.00	0.00	0.00	0.00	0.00	0.00	0.00	0.00	0.00	
MDS Check Issued					0.00					0.00					0.00							0.00					0.00	
Advise to Debit Account					0.00					0.00					0.00							0.00					0.00	
Notice of Transfer Allocation (NTA)	0.00	0.00	0.00	0.00	0.00	0.00	0.00	0.00	0.00	0.00	0.00	0.00	0.00	0.00	0.00	0.00	0.00	0.00	0.00	1,715	0.00	1,715	0.00	1,715,913.63	0.00	0.00	1,715,913.63	
MDS Check Issued					0.00					0.00					0.00							0.00					0.00	
Advise to Debit Account					0.00					0.00					0.00						1,715		1,715	0.00	1,715,913.63	0.00	0.00	1,715,913.63
Working Fund for PAs					0.00					0.00					0.00							0.00					0.00	
Cash Disbursement Ceiling (CDC)					0.00					0.00					0.00							0.00					0.00	
TOTAL CASH DISBURSEMENTS	0.00	0.00	0.00	0.00	0.00	0.00	0.00	0.00	0.00	0.00	0.00	0.00	0.00	0.00	0.00	0.00	0.00	0.00	1,715	0.00	1,715	0.00	1,715,913.63	0.00	0.00	1,715,913.63		
NON-CASH DISBURSEMENTS																												
Tax Remittance Advice (TRA)					0.00					0.00					0.00							0.00					0.00	
Non-Cash Availment Authority (NCAA)					0.00					0.00					0.00							0.00					0.00	
Disbursements effected through outright	0.00	0.00	0.00	0.00	0.00	0.00	0.00	0.00	0.00	0.00	0.00	0.00	0.00	0.00	0.00	0.00	0.00	0.00	0.00	0.00	0.00	0.00	0.00	0.00	0.00	0.00		
Overpayment of expenses (e.g. personal benefits)					0.00					0.00					0.00							0.00					0.00	
Restitution for loss of government property					0.00					0.00					0.00							0.00					0.00	
Liquidated Damages					0.00					0.00					0.00							0.00					0.00	
Disallowance					0.00					0.00					0.00							0.00					0.00	
and other similar items (please specify...)					0.00					0.00					0.00							0.00					0.00	
and other similar items (please specify...)					0.00					0.00					0.00							0.00					0.00	
and other similar items (please specify...)					0.00					0.00					0.00							0.00					0.00	
and other similar items (please specify...)					0.00					0.00					0.00							0.00					0.00	
and other similar items (please specify...)					0.00					0.00					0.00							0.00					0.00	
and other similar items (please specify...)					0.00					0.00					0.00							0.00					0.00	
and other similar items (please specify...)					0.00					0.00					0.00							0.00					0.00	
and other similar items (please specify...)					0.00					0.00					0.00							0.00					0.00	
and other similar items (please specify...)					0.00					0.00					0.00							0.00					0.00	
and other similar items (please specify...)					0.00					0.00					0.00							0.00					0.00	
and other similar items (please specify...)					0.00					0.00					0.00							0.00					0.00	
and other similar items (please specify...)					0.00					0.00					0.00							0.00					0.00	
and other similar items (please specify...)					0.00					0.00					0.00							0.00					0.00	
and other similar items (please specify...)					0.00					0.00					0.00							0.00					0.00	
and other similar items (please specify...)					0.00					0.00					0.00							0.00					0.00	
and other similar items (please specify...)					0.00					0.00					0.00							0.00					0.00	
and other similar items (please specify...)					0.00					0.00					0.00							0.00					0.00	
and other similar items (please specify...)					0.00					0.00					0.00							0.00					0.00	
and other similar items (please specify...)					0.00					0.00					0.00							0.00					0.00	
and other similar items (please specify...)					0.00					0.00					0.00							0.00					0.00	
and other similar items (please specify...)					0.00					0.00					0.00							0.00					0.00	
and other similar items (please specify...)					0.00					0.00					0.00							0.00					0.00	
and other similar items (please specify...)					0.00					0.00					0.00							0.00					0.00	
and other similar items (please specify...)					0.00					0.00					0.00							0.00					0.00	
and other similar items (please specify...)					0.00					0.00					0.00							0.00					0.00	
and other similar items (please specify...)					0.00					0.00					0.00							0.00					0.00	
and other similar items (please specify...)					0.00					0.00					0.00							0.00					0.00	
and other similar items (please specify...)					0.00					0.00					0.00							0.00					0.00	
and other similar items (please specify...)					0.00					0.00					0.00							0.00					0.00	
and other similar items (please specify...)					0.00					0.00					0.00							0.00					0.00	
and other similar items (please specify...)					0.00					0.00					0.00							0.00					0.00	
and other similar items (please specify...)					0.00					0.00					0.00							0.00					0.00	
and other similar items (please specify...)					0.00					0.00					0.00							0.00					0.00	
and other similar items (please specify...)					0.00					0.00					0.00							0.00					0.00	
and other similar items (please specify...)					0.00					0.00					0.00							0.00					0.00	
and other similar items (please specify...)					0.00					0.00					0.00							0.00					0.00	
and other similar items (please specify...)					0.00					0.00					0.00							0.00					0.00	
and other similar items (please specify...)					0.00					0.00					0.00							0.00					0.00	
and other similar items (please specify...)					0.00					0.00					0.00							0.00					0.00	
and other similar items (please specify...)					0.00					0.00					0.00							0.00					0.00	
and other similar items (please specify...)					0.00					0.00					0.00							0.00					0.00	
and other similar items (please specify...)					0.00					0.00					0.00							0.00					0.00	
and other similar items (please specify...)					0.00					0.00					0.00							0.00					0.00	
and other similar items (please specify...)					0.00					0.00					0.00							0.00					0.00	
and other similar items (please specify...)					0.00					0.00					0.00							0.00					0.00	
and other similar items (please specify...)					0.00					0.00					0.00							0.00					0.00	
and other similar items (please specify...)					0.00					0.00					0.00							0.00					0.00	
and other similar items (please specify...)					0.00					0.00					0.00							0.00					0.00	
and other similar items (please specify...)					0.00					0.00					0.00							0.00					0.00	
and other similar items (please specify...)					0.00					0.00					0.00							0.00					0.00	
and other similar items (please specify...)					0.00					0.00					0.00							0.00					0.00	
and other similar items (please specify...)			</																									

Disbursements**	558,142.49	1,706,629.65	2,264,772.14
Less: Other Non-Cash Disbursements	0.00	0.00	0.00
Disbursements effected through outright deduction	0.00	0.00	0.00
Overpayment of expenses (e.g. personal benefits)	0.00	0.00	0.00
Restitution for loss of government property	0.00	0.00	0.00
Liquidated Damages	0.00	0.00	0.00
Disallowance	0.00	0.00	0.00
and other similar items (please specify...)	0.00	0.00	0.00
and other similar items (please specify...)	0.00	0.00	0.00
and other similar items (please specify...)	0.00	0.00	0.00
Add/Less: Adjustments	0.00	0.00	0.00
Adjustments on MDS Accounts	0.00	0.00	0.00
Less: Adjustments (e.g. cancelled/stale checks)	0.00	0.00	0.00
Replacement of Cancelled Checks/LDDAP-ADA	0.00	0.00	0.00
please specify...	0.00	0.00	0.00
please specify...	0.00	0.00	0.00
Add: Adjustments (e.g. cancelled check/staled ch	0.00	0.00	0.00
Cancelled Checks/LDDAP-ADA	0.00	0.00	0.00
Staled Checks	0.00	0.00	0.00
please specify...	0.00	0.00	0.00
Adjustments on Current Accounts	0.00	0.00	0.00
Less: Adjustments (e.g. cancelled/stale checks)	0.00	0.00	0.00
Replacement of Cancelled Checks	0.00	0.00	0.00
please specify...	0.00	0.00	0.00
please specify...	0.00	0.00	0.00
Add: Adjustments (e.g. cancelled check/staled ch	0.00	0.00	0.00
Cancelled Checks	0.00	0.00	0.00
Staled Checks	0.00	0.00	0.00
please specify...	0.00	0.00	0.00
Balance of Disbursement Authorities as at date	0.00	13,906,141.48 (1,715,913.63)	12,190,227.86

Less: Actual Disburse	558,142.49	548,858.51	0.00	9,283.98	0.00
(Over)/Under spendin	-586,142.49	-548,858.51	0.00	-9,283.98	0.00

1,706,629.65	1,715,913.63	0.00	-9,283.98	0.00
-1,706,629.65	-1,715,913.63	0.00	9,283.98	0.00

2,264,772.14	2,264,772.14	0.00	0.00	0.00
-2,264,772.14	-2,264,772.14	0.00	0.00	0.00

Certified Correct:

Rosvel R. Sistorias
ROSVEL R. SISTORIAS
 OIC- Accountant I

Approved by:

Mary Ann A. Ramos
MARY ANN A. RAMOS
 Center Director

Disbursements**	2,264,772.14	3,233,666.87	5,498,439.01
Less: Other Non-Cash Disbursements	0.00	0.00	0.00
Disbursement effected through outright deduction	0.00	0.00	0.00
Overpayment of expenses (e.g. personal benefits)	0.00	0.00	0.00
Restitution for loss of government property	0.00	0.00	0.00
Liquidated Damages	0.00	0.00	0.00
Disallowance	0.00	0.00	0.00
and other similar items (please specify...)	0.00	0.00	0.00
and other similar items (please specify...)	0.00	0.00	0.00
and other similar items (please specify...)	0.00	0.00	0.00
Add/ Less: Adjustments	0.00	0.00	0.00
Adjustments on MDS Accounts	0.00	0.00	0.00
Less: Adjustments (e.g. cancelled/stale checks)	0.00	0.00	0.00
Replacement of Cancelled Checks/LDDAP-ADA	0.00	0.00	0.00
please specify...	0.00	0.00	0.00
please specify...	0.00	0.00	0.00
Add: Adjustments (e.g. cancelled check/staled ch	0.00	0.00	0.00
Cancelled Checks/LDDAP-ADA	0.00	0.00	0.00
Staled Checks	0.00	0.00	0.00
please specify...	0.00	0.00	0.00
Adjustments on Current Accounts	0.00	0.00	0.00
Less: Adjustments (e.g. cancelled/stale checks)	0.00	0.00	0.00
Replacement of Cancelled Checks	0.00	0.00	0.00
please specify...	0.00	0.00	0.00
please specify...	0.00	0.00	0.00
Add: Adjustments (e.g. cancelled check/staled ch	0.00	0.00	0.00
Cancelled Checks	0.00	0.00	0.00
Staled Checks	0.00	0.00	0.00
please specify...	0.00	0.00	0.00
Balance of Disbursement Authorities as at date	0.00	12,190,227.84 (3,233,666.87)	8,956,560.99

Less: Actual Disburs	2,264,772.14	2,264,772.14	0.00	0.00	0.00
(Over)/Under spending	2,264,772.14	-2,264,772.14	0.00	0.00	0.00

3,233,666.87	3,233,666.87	0.00	0.00	0.00
-3,233,666.87	-3,233,666.87	0.00	0.00	0.00

5,498,439.01	5,498,439.01	0.00	0.00
-5,498,439.01	-5,498,439.01	0.00	0.00

Certified Correct:


 ROSVEL R. SISTORIAS
 OIC- Accountant I




Approved by:


 MARY ANN A. RAMOS
 Center Director

**SUMMARY OF APPROVED BUDGET, UTILIZATIONS, DISBURSEMENTS AND BALANCES BY OBJECT OF EXPENDITURES
(FOR OFF-BUDGETARY FUNDS)
As of the Quarter Ending June 30, 2024**

Department : DEPARTMENT OF AGRICULTURE
 Agency : OFFICE OF THE SECRETARY
 Operating Unit : AGRICULTURAL TRAINING INSTITUTE (ATI) - REGION 6
 Organization Code (UACS) : 5061620001
 Funding Source Code (as clustered) : FUND CLUSTER 06 (REVOLVING FUND)

Particulars	UACS CODE	Approved Budget			Budget Utilization					Disbursements					BALANCES		
		Approved Budgeted Revenue	Adjustments (Additions, Reductions, Reassignment)	Adjusted Budgeted Revenue	1st Quarter	2nd Quarter	3rd Quarter	4th Quarter	Total	1st Quarter	2nd Quarter	3rd Quarter	4th Quarter	Total	Unutilized Budget	Unpaid Utilizations (10-15) = (17+18)	
					Ending March 31	Ending June 30	Ending Sept. 30	Ending 31-Dec		Ending March 31	Ending June 30	Ending Sept. 30	Ending 31-Dec			15=(11+12+13+14)	16=(5-16)
1	2	3	4	5=(3+4)	6	7	8	9	10=(6+7+8+9)	11	12	13	14	15=(11+12+13+14)	16=(5-16)	17	18
SUMMARY																	
A. AGENCY SPECIFIC BUDGET																	
Maintenance & Other Operating Expenses																	
Utility Expenses	50204000 00	986,238.14	551,160.00	1,537,398.14	263,277.85	383,377.17	-	-	646,655.03	181,468.85	416,490.18	-	-	598,959.03	890,743.11	-	46,696.00
Water Expenses	50204010 00	272,728.33	59,256.21	331,984.54	122,726.33	209,256.21	-	-	331,984.54	83,916.32	269,066.22	-	-	331,984.54	-	-	-
Electricity Expenses	50204020 00	16,117.35	16,169.37	32,286.72	16,117.35	16,169.37	-	-	32,286.72	8,750.80	23,535.92	-	-	32,286.72	-	-	-
Gas/Heating Expenses	50204030 00	256,610.98	43,086.84	299,697.82	106,610.98	193,086.84	-	-	299,697.82	55,167.52	244,530.30	-	-	299,697.82	-	-	-
Communication Expenses	50205010 00	55,932.00	-	55,932.00	14,533.00	13,983.00	-	-	28,516.00	14,533.00	9,322.00	-	-	23,855.00	27,416.00	-	4,661.00
Postage and Courier Services	50205010 00	-	-	-	-	-	-	-	-	-	-	-	-	-	-	-	-
Telephone Expenses	50205020 00	-	-	-	-	-	-	-	-	-	-	-	-	-	-	-	-
Mobile	50205020 01	-	-	-	-	-	-	-	-	-	-	-	-	-	-	-	-
Landline	50205020 02	-	-	-	-	-	-	-	-	-	-	-	-	-	-	-	-
Internet Subscription Expenses	50205030 00	49,332.00	-	49,332.00	12,333.00	12,333.00	-	-	24,666.00	12,333.00	8,222.00	-	-	20,555.00	24,666.00	-	4,111.00
Cable, Satellite, Telegraph and Radio Expenses	50205040 00	6,600.00	-	6,600.00	2,200.00	1,650.00	-	-	3,850.00	2,200.00	1,100.00	-	-	3,300.00	2,750.00	-	550.00
General Services	50212000 00	657,577.81	491,903.79	1,149,481.60	126,016.53	160,137.96	-	-	286,154.49	103,017.53	141,101.96	-	-	244,119.49	863,327.11	-	42,035.00
Environmental/Sanitary Services	50212010 00	-	-	-	-	-	-	-	-	-	-	-	-	-	-	-	-
Janitorial Services	50212020 00	-	-	-	-	-	-	-	-	-	-	-	-	-	-	-	-
Security Expenses	50212030 00	-	-	-	-	-	-	-	-	-	-	-	-	-	-	-	-
Other Services	50212960 00	657,577.81	491,903.79	1,149,481.60	126,016.53	160,137.96	-	-	286,154.49	103,017.53	141,101.96	-	-	244,119.49	863,327.11	-	42,035.00
Other General Services - ICT Services	50212960 01	-	-	-	-	-	-	-	-	-	-	-	-	-	-	-	-
Other General Services	50212960 02	657,577.81	491,903.79	1,149,481.60	126,016.53	160,137.96	-	-	286,154.49	103,017.53	141,101.96	-	-	244,119.49	863,327.11	-	42,035.00
GRAND TOTAL		986,238.14	551,160.00	1,537,398.14	263,277.86	383,377.17	-	-	646,655.03	181,468.85	416,490.18	-	-	598,959.03	890,743.11	-	46,696.00

Certified Correct:  DIANNE D. RIVERA Budget Officer - Designate Date:	Certified Correct:  ROSVEL R. SISTORIAS OIC - Accountant I Date:	Approved By:  MARY ANN A. RAMOS Center Director Date:
--	---	--

QUARTERLY REPORT OF REVENUE AND OTHER RECEIPTS
As of the Quarter Ending June 30, 2024

Department : DEPARTMENT OF AGRICULTURE
 Agency : OFFICE OF THE SECRETARY
 Operating Unit : AGRICULTURAL TRAINING INSTITUTE (ATI) - REGION 6
 Organization Code (UAC : 500102000001
 Funding Source Code (as clustered) : FUND CLUSTER 06 - BUSINESS RELATED/REVOLVING FUND

CLASSIFICATION / SOURCES OF REVENUE AND OTHER RECEIPTS	UACS Code	REVENUE TARGET (Annual)	ACTUAL REVENUE AND OTHER RECEIPTS COLLECTIONS					CUMULATIVE REMITTANCE / DEPOSITS TO DAT			VARIANCE		REMARKS
			1st Quarter	2nd Quarter	3rd Quarter	4th Quarter	TOTAL	Remittance to BTr	Deposited with AGDB	TOTAL	AMOUNT	%	
1	2	3	4	5	6	7	8=(4+5+6+7)	9	10	11=(9+10)	12=(8-3)	13=(12/3)	14
A. Regular Agency Fund (Fund Cluster Code 01)													
A.1. Revenue Collections													
A.1.1 Cash Revenue													
Business Income													
Affiliation Fees	40202020 00						-						#DIV/0!
Examination Fees	40202030 00						-						#DIV/0!
Seminar/Training Fees	40202040 00						-						#DIV/0!
Rent/Lease Income	40202050 00						-						#DIV/0!
Income from Hostels/Dormitories and Other Lik	40202130 00		373,400.00	551,160.00			924,560.00		924,560.00	924,560.00	924,560.00		#DIV/0!
Slaughterhouse Operation	40202140 00						-						#DIV/0!
Income from Printing and Publication	40202150 00						-						#DIV/0!
Interest Income													
Interest on NG Deposits	40202200 01						-						#DIV/0!
Interest on Advances to GOCCs	40202200 02						-						#DIV/0!
Others	40202200 03						-						#DIV/0!
Fines and Penalties-Business Income	40202230 00						-						#DIV/0!
Other Business Income													
Income from Compromise Agreeen	40202990 01						-						#DIV/0!
Pasture Income	40202990 02						-						#DIV/0!
Warehousing Fees	40202990 03						-						#DIV/0!
Other Business Income	40202990 99						-						#DIV/0!
TOTAL			373,400.00	551,160.00			924,560.00		924,560.00	924,560.00	924,560.00		

Certified Correct :

Approved By :

ROSVEL R. SISTORIAS
OIC - Accountant I


MARY ANN A. RAMOS
Center Director