


Department : Department of Agriculture (DA)
Agency/Entity : Office of the Secretary
Operating Unit : Agric RTC 06
Organization Code (UAACS): 05 001 0200001
Fund Cluster : 01 - Regular Agency Fund

Table with 2 columns: X (checkbox) and Current Year Appropriations (Supplemental Appropriations, Continuing Appropriations)

Main budget table with columns: Particulars, UAACS CODE, Allotments Received, Adjustments, Transfer From, Adjusted Total Allotments, Current Year Obligations (1st-4th Quarter, Total), Current Year Disbursements (1st-4th Quarter, Total), Balances (Unreleased Appropriations, Unobligated Allotment, Due and Demandable, Unpaid Obligations).

Telephone Expense - Mobile	502502001	230,000.00			230,000.00		24,172.92	22,507.64	46,680.56			46,680.56		24,172.92	22,507.64	46,680.56			46,680.56			173,318.44	
Postage	5029602000			15,000.00																			
Printing Services	5021202000	70,000.00			70,000.00		4,750.00	11,725.00	16,475.00			16,475.00		4,750.00	7,730.00	12,480.00						12,480.00	15,000.00
Security Services	5021205000	475,000.00			475,000.00																		475,000.00
RM - Motor Vehicles	5021306001	100,000.00			100,000.00		26,220.00		26,220.00			26,220.00			26,220.00	26,220.00						26,220.00	3,995.00
Financial Assistance to NGOs/POs	5021405000	350,000.00			350,000.00																		350,000.00
Fidelity Bond Premiums	5021502000	45,000.00			45,000.00				5,400.00			5,400.00				5,400.00						5,400.00	39,600.00
Insurance Expenses	5021503000	430,000.00			430,000.00		11,695.34	11,735.74	23,931.08			23,931.08		11,695.34	11,735.74	23,931.08						23,931.08	407,068.92
Printing and Publication Expenses	5029902000	200,000.00			200,000.00																		200,000.00
ITEMS ON THE NATIONAL ORGAN AND	310103100009000	2,100,000.00			2,100,000.00			250,000.00	250,000.00			250,000.00											200,000.00
MOOE	5020000000	2,100,000.00			2,100,000.00			250,000.00	250,000.00			250,000.00											1,850,000.00
Training Expenses	5020318002	400,000.00			400,000.00																		400,000.00
Agricultural and Marine Supplies Expen	5020310000	200,000.00			200,000.00																		200,000.00
Financial Assistance to NGOs/POs	5021405000	1,500,000.00			1,500,000.00																		1,500,000.00
III. Automatic Appropriations	375,342.24				375,342.24				250,000.00			250,000.00											250,000.00
Specific Budgets of National Government Agencies	375,342.24				375,342.24				277,696.20			277,696.20											277,696.20
Retirement and Life Insurance Pre	1104102	375,342.24			375,342.24	90,025.08	93,835.56	93,835.56	277,696.20	85,756.32	94,362.24	90,150.60	270,269.16	270,269.16	270,269.16	270,269.16							97,646.04
Extension Support, Education and Tra	310103000000000	375,342.24			375,342.24	90,025.08	93,835.56	93,835.56	277,696.20	85,756.32	94,362.24	90,150.60	270,269.16	270,269.16	270,269.16	270,269.16							97,646.04
Other Extension Support, Education a	310103100009000	375,342.24			375,342.24	90,025.08	93,835.56	93,835.56	277,696.20	85,756.32	94,362.24	90,150.60	270,269.16	270,269.16	270,269.16	270,269.16							97,646.04
PS	5010000000	375,342.24			375,342.24	90,025.08	93,835.56	93,835.56	277,696.20	85,756.32	94,362.24	90,150.60	270,269.16	270,269.16	270,269.16	270,269.16							97,646.04
Retirement and Life Insurance Premi	5010301000	375,342.24			375,342.24	90,025.08	93,835.56	93,835.56	277,696.20	85,756.32	94,362.24	90,150.60	270,269.16	270,269.16	270,269.16	270,269.16							97,646.04
GRAND TOTAL	65,160,718.28	240,450.00	115,000.00		65,516,168.28	822,498.26	3,598,220.39	6,993,577.30	11,514,235.97	11,514,235.97	1,485,123.45	2,703,350.24	5,073,332.96	5,073,332.96	5,073,332.96	5,073,332.96							54,001,932.31
PS	3,990,551.28				3,990,551.28				7,985,713.90	884,859.57	1,485,123.45	2,703,350.24	5,073,332.96	5,073,332.96	5,073,332.96	5,073,332.96							6,440,903.01
MOOE	56,128,167.00	240,450.00	115,000.00		56,475,617.00				7,995,713.90	884,859.57	1,485,123.45	2,703,350.24	5,073,332.96	5,073,332.96	5,073,332.96	5,073,332.96							201,381.23
FinEX																							
CD																							
		5,050,000.00			5,050,000.00																		5,050,000.00
		0.00	0.00	0.00																			

Certified Correct:

 ERAULOGEN N. BERNALDO, CPA
 Budget Officer-Designate


 BRA A. RAMOS, CPA
 Accountant


Approved by:

 MARY ANN A. RAMOS
 Officer-in-Charge

Department : Department of Agriculture (DA)
 Agency/Entity : Office of the Secretary
 Operating Unit : Ag RTC 06
 Organization Code (UACS): 05 001 0200001
 Fund Cluster : 01 - Regular Agency Fund

X	Current Year Appropriations
	Supplemental Appropriations
	Continuing Appropriations

Particulars	UACS CODE	Allotments		Transfer To	Transfer From	Adjusted Total Allotments	Current Year Obligations								Current Year Disbursements								Balances			
		6	7				1st Quarter				2nd Quarter				3rd Quarter				Total	Unreleased Appropriations		Unpaid Obligations				
							January	February	March	Ending Mar. 31	Ending June 30	Ending Sept. 30	Ending Dec. 31	January	February	March	Ending Mar. 31	Ending June 30		Ending Sept. 30	Ending Dec. 31	21=(5-10)	22=(10-15)	23	24	
							Column1	Column2	Column3	11	12	13	14	15	16	17	18	19								
		MOP	EALIGNEM	TT	Additional Activity	10=(6+7-9+9)	Column1	Column2	Column3	11	12	13	14	15	16	17	18	19	20=(10+11+12+13+14+15+16+17+18+19)	21=(5-10)	22=(10-15)	23	24			
RICE COMPETITIVENESS EN	310600100003000	10,600,000.00	-	-	-	10,600,000.00	-	-	1,943,695.70	1,943,695.70	-	-	-	1,943,695.70	-	-	527,548.57	527,548.57	-	-	-	527,548.57	-	8,656,304.30	-	1,416,147.13
MOOE	5020000000	10,600,000.00	-	-	-	10,600,000.00	-	-	1,943,695.70	1,943,695.70	-	-	-	1,943,695.70	-	-	527,548.57	527,548.57	-	-	-	527,548.57	-	8,656,304.30	-	1,416,147.13
Traveling Expenses - Local	5020101000	425,000.00	-	-	-	425,000.00	-	-	-	-	-	-	-	-	-	-	-	-	-	-	-	-	-	425,000.00	-	-
Training Expenses	5020201002	8,309,040.00	-	-	-	8,309,040.00	-	-	1,795,238.58	1,795,238.58	-	-	-	1,795,238.58	-	-	426,825.65	426,825.65	-	-	-	426,825.65	-	6,513,801.42	-	1,368,412.93
Other Professional Services	5021199000	415,960.00	-	-	-	415,960.00	-	-	148,457.12	148,457.12	-	-	-	148,457.12	-	-	100,722.92	100,722.92	-	-	-	100,722.92	-	267,502.88	-	47,734.20
Donations	5029908000	1,450,000.00	-	-	-	1,450,000.00	-	-	-	-	-	-	-	-	-	-	-	-	-	-	-	-	-	1,450,000.00	-	-
GRAND TOTAL		10,600,000.00	-	-	-	10,600,000.00	-	-	1,943,695.70	1,943,695.70	-	-	-	1,943,695.70	-	-	527,548.57	527,548.57	-	-	-	527,548.57	-	8,656,304.30	-	1,416,147.13
RS		-	-	-	-	-	-	-	-	-	-	-	-	-	-	-	-	-	-	-	-	-	-	-	-	-
MOOE		10,600,000.00	-	-	-	10,600,000.00	-	-	1,943,695.70	1,943,695.70	-	-	-	1,943,695.70	-	-	527,548.57	527,548.57	-	-	-	527,548.57	-	8,656,304.30	-	1,416,147.13
FINEX		-	-	-	-	-	-	-	-	-	-	-	-	-	-	-	-	-	-	-	-	-	-	-	-	-
CO		-	-	-	-	-	-	-	-	-	-	-	-	-	-	-	-	-	-	-	-	-	-	-	-	-

Certified Correct:

 ERALDO N. BERNALDO, CPA
 Budget Officer-Designate


 BEA A. SMITH, CPA
 Accountant I

Approved by:


 MARY ANN A. RAMOS
 Officer-in-Charge

0.00 0.00 0.00 0.00


Department : Department of Agriculture (DA)
 Agency/Entity : Office of the Secretary
 Operating Unit : Agricultural RTC 06
 Organization Code (UACS): 05 001 020001
 Fund Cluster : Trust Fund

X	Current Year Appropriations
	Supplemental Appropriations
	Continuing Appropriations

Particulars	UACS CODE	Allotments				Adjusted Total Allotments	Current Year Obligations								Current Year Disbursements								Balances							
		Allotments Received	Adjustments (Reductions)	Transfer To	Transfer From		1st Quarter				2nd Quarter	3rd Quarter	4th Quarter	Total	1st Quarter				2nd Quarter	3rd Quarter	4th Quarter	Total	Unreleased Appropriations	Unobligated Allotment	Unpaid Obligations					
							January	February	March	Ending Mar. 31					January	February	March	Ending Mar. 31							Ending June 30	Ending Sept. 30	Ending Dec. 31	15-(5-10)	22-(10-15)	23
1	2	6	7	8	9	10=(6+7-8+9)	Column1	Column2	Column3	11	12	13	14	15=(11+12+13+14)	Column1	Column2	Column3	Column4	16	17	18	19	20=(16+17+18+19)	21=(5-10)	22=(10-15)	23	24			
B. Special Purpose Fund																														
TRUST FUND	7308	10,680,000.00	-	-	-	10,680,000.00	-	-	-	450,132.87	450,132.87	-	-	450,132.87	-	-	-	-	281,923.37	281,923.37	-	-	-	-	281,923.37	-	10,229,867.13	-	168,209.50	
COCONUT AND FARMERS INDUSTRY DEVELOPMENT	7308	10,680,000.00	-	-	-	10,680,000.00	-	-	-	450,132.87	450,132.87	-	-	450,132.87	-	-	-	-	281,923.37	281,923.37	-	-	-	-	281,923.37	-	10,229,867.13	-	168,209.50	
MOOE	5020000000	10,680,000.00	-	-	-	10,680,000.00	-	-	-	450,132.87	450,132.87	-	-	450,132.87	-	-	-	-	281,923.37	281,923.37	-	-	-	-	281,923.37	-	10,229,867.13	-	168,209.50	
Traveling Expenses - Local	5020101000	100,000.00	-	-	-	100,000.00	-	-	-	-	-	-	-	-	-	-	-	-	-	-	-	-	-	-	-	-	-	-	-	
Training Expenses	5020201002	9,550,000.00	-	-	-	9,550,000.00	-	-	-	450,132.87	450,132.87	-	-	450,132.87	-	-	-	-	281,923.37	281,923.37	-	-	-	-	281,923.37	-	9,099,867.13	-	168,209.50	
Office Supplies Expenses	5020301002	50,000.00	-	-	-	50,000.00	-	-	-	-	-	-	-	-	-	-	-	-	-	-	-	-	-	-	-	-	-	-	-	
Fuel, Oil and Lubricants Expenses	5020305000	50,000.00	-	-	-	50,000.00	-	-	-	-	-	-	-	-	-	-	-	-	-	-	-	-	-	-	-	-	-	-	-	
Financial Assistance to NGOs/POs	5021405000	750,000.00	-	-	-	750,000.00	-	-	-	-	-	-	-	-	-	-	-	-	-	-	-	-	-	-	-	-	-	-	-	
Printing and Publication Expenses	5029902000	180,000.00	-	-	-	180,000.00	-	-	-	-	-	-	-	-	-	-	-	-	-	-	-	-	-	-	-	-	-	-	-	
GRAND TOTAL		10,680,000.00				10,680,000.00				450,132.87	450,132.87			450,132.87					281,923.37	281,923.37				281,923.37		10,229,867.13		168,209.50		
PS																														
MOOE		10,680,000.00				10,680,000.00				450,132.87	450,132.87			450,132.87					281,923.37	281,923.37				281,923.37		10,229,867.13		168,209.50		
FinEX																														
CO																														
		0.00	0.00	0.00	0.00																									

Certified Correct:

 ERAULINDA N. BERNALDO, CPA
 Budget Officer-Designate


 BEA A. RAMOS, CPA
 Accountant I

Approved by:

 MARY ANN A. RAMOS
 Officer-in-Charge


A/P
Regular

FAR No. 1

Department : Department of Agriculture (DA)
 Agency/Entity : Office of the Secretary
 Operating Unit : Agricultural Training Institute -
 Organization Code (UACS): 05 001 020001
 Fund Cluster : 01 - Regular Agency Fund

X	Current Year Appropriations
	Supplemental Appropriations
	Continuing Appropriations

Particulars	UACS CODE	Current Year													Balances		
		Total	1st Quarter				2nd Quarter	3rd Quarter	4th Quarter	Total	Unreleased Appropriations	Unobligated Allotment	Unpaid Obligations				
			January	February	March	Ending							Ending	Ending	Ending	Due and	Not Yet Due and
			Column13	Column14	Column15	18							17	18	19	20=(16+17+18+19)	23
1	2	15=(11+12+13+14)															
II. Agency Specific Budget																	
Specific Budgets of National Government Agencies		8,339,641.41	-	101,927.17	704,275.00	806,202.17	-	-	806,202.17	-	-	-	-	7,533,439.24			
Operations	1101101	8,339,641.41	-	101,927.17	704,275.00	806,202.17	-	-	806,202.17	-	-	-	-	7,533,439.24			
TECHNICAL AND SUPPORT SERVICES PROGRAM	30000300000000	8,088,521.98	-	100,936.17	557,565.00	658,501.17	-	-	658,501.17	-	-	-	-	7,430,020.81			
EXTENSION SUPPORT, EDUCATION AND TRAINING SERVICES (ESET)	31010300000000	8,088,521.98	-	100,936.17	557,565.00	658,501.17	-	-	658,501.17	-	-	-	-	7,430,020.81			
ESETs on the National Rice Program	310103100001000	2,008,801.97	-	7,899.00	483,657.97	491,556.97	-	-	491,556.97	-	-	-	-	1,517,245.00			
MOOE	5020000000	2,008,801.97	-	7,899.00	483,657.97	491,556.97	-	-	491,556.97	-	-	-	-	1,517,245.00			
Training Expenses	5020201002	880,051.97	-	7,899.00	483,657.97	491,556.97	-	-	491,556.97	-	-	-	-	1,517,245.00			
Rents - Motor Vehicles	5029905003	0.00	-	-	-	-	-	-	-	-	-	-	-	388,495.00			
Other Maintenance and Operating Expenses	5029999099	90,000.00	-	-	-	-	-	-	-	-	-	-	-	0.00			
Scholarship Grants/Expenses	5020202000	1,038,750.00	-	-	-	-	-	-	-	-	-	-	-	90,000.00			
ESETs on the National Livestock Program	310103100002000	4,857,176.20	-	-	-	-	-	-	-	-	-	-	-	1,038,750.00			
MOOE	5020000000	4,857,176.20	-	-	-	-	-	-	-	-	-	-	-	4,857,176.20			
Training Expenses	5020201002	4,857,176.20	-	-	-	-	-	-	-	-	-	-	-	4,857,176.20			
Donations	5029508000	84,286.00	-	-	-	-	-	-	-	-	-	-	-	84,286.00			
CO	5060000000	872,890.20	-	-	-	-	-	-	-	-	-	-	-	4,000,000.00			
Other Structures	5060404099	872,890.20	-	-	-	-	-	-	-	-	-	-	-	872,890.20			
ESETs on the National Corn Program	310103100003000	(0.00)	-	-	-	-	-	-	-	-	-	-	-	872,890.20			
MOOE	5020000000	(0.00)	-	-	-	-	-	-	-	-	-	-	-	(0.00)			
Training Expenses	5020201002	(0.00)	-	-	-	-	-	-	-	-	-	-	-	(0.00)			
ESETs on the National High-Value Crops Development Program	310103100004000	(0.00)	-	-	-	-	-	-	-	-	-	-	-	(0.00)			
MOOE	5020000000	(0.00)	-	-	-	-	-	-	-	-	-	-	-	(0.00)			
Fuel, Oil and Lubricants Expenses	5020309000	(0.00)	-	-	-	-	-	-	-	-	-	-	-	(0.00)			
Other extension support, education and training services activities	3000000000000000	1,122,543.81	-	93,037.17	73,907.03	166,944.20	-	-	166,944.20	-	-	-	-	(0.00)			
PS	5020000000	40,893.85	-	40,242.10	40,242.10	40,242.10	-	-	40,242.10	-	-	-	-	955,599.61			
Basic Salary - Civilian	5010101001	39,693.85	-	39,042.10	39,042.10	39,042.10	-	-	39,042.10	-	-	-	-	631.75			
Pay-BIG - Civilian	5010302001	200.00	-	200.00	200.00	200.00	-	-	200.00	-	-	-	-	631.75			
PhilHealth - Civilian	5010303001	(0.00)	-	-	-	-	-	-	-	-	-	-	-	(0.00)			
ECIP - Civilian	5010304001	1,000.00	-	1,000.00	1,000.00	1,000.00	-	-	1,000.00	-	-	-	-	(0.00)			
MOOE	5020000000	1,081,649.96	-	52,795.07	73,907.03	126,702.10	-	-	126,702.10	-	-	-	-	954,947.86			
Training Expenses	5020201002	917,649.96	-	52,795.07	65,907.03	118,702.10	-	-	118,702.10	-	-	-	-	798,947.86			
Scholarship Grants/Expenses	5020202000	164,000.00	-	-	8,000.00	8,000.00	-	-	8,000.00	-	-	-	-	156,000.00			
RM - Motor Vehicles	5021306001	0.00	-	-	-	-	-	-	-	-	-	-	-	0.00			
LOCALLY-FUNDED PROJECTS		251,119.43	-	991.00	146,710.00	147,701.00	-	-	147,701.00	-	-	-	-	103,418.43			
Bimng Pag-asa Program	310500200051000	251,119.43	-	991.00	146,710.00	147,701.00	-	-	147,701.00	-	-	-	-	103,418.43			
MOOE	5020000000	251,119.43	-	991.00	146,710.00	147,701.00	-	-	147,701.00	-	-	-	-	103,418.43			
Training Expenses	5020201002	251,119.43	-	991.00	146,710.00	147,701.00	-	-	147,701.00	-	-	-	-	103,418.43			
III. Automatic Appropriations																	
Specific Budgets of National Government Agencies		35,074.58	-	34,205.59	-	34,205.59	-	-	34,205.59	-	-	-	-	868.99			
Retirement and Life Insurance Premiums	1104102	35,074.58	-	34,205.59	-	34,205.59	-	-	34,205.59	-	-	-	-	868.99			
Extension Support, Education and Training Services (ESETs)	3101030000000000	35,074.58	-	34,205.59	-	34,205.59	-	-	34,205.59	-	-	-	-	868.99			
Other Extension Support, Education and Training Services	310103100006000	35,074.58	-	34,205.59	-	34,205.59	-	-	34,205.59	-	-	-	-	868.99			
PS	5010000000	35,074.58	-	34,205.59	-	34,205.59	-	-	34,205.59	-	-	-	-	868.99			
Retirement and Life Insurance Premiums	5010301000	35,074.58	-	34,205.59	-	34,205.59	-	-	34,205.59	-	-	-	-	868.99			
GRAND TOTAL		8,374,715.99	-	136,132.76	704,275.00	840,407.76	-	-	840,407.76	-	-	-	-	7,534,308.23			
PS		75,968.43	-	74,447.69	-	74,447.69	-	-	74,447.69	-	-	-	-	1,520.74			
MOOE		7,425,857.36	-	61,685.07	704,275.00	765,960.07	-	-	765,960.07	-	-	-	-	6,659,897.29			
FinEX		-	-	-	-	-	-	-	-	-	-	-	-	-			
CO		872,890.20	-	-	-	-	-	-	-	-	-	-	-	872,890.20			

Certified Correct:

 ERALDO N. BERNALDO, CPA
 Budget Officer-Designate


 BEA A. RAMOS, CPA
 Accountant I

Approved by:

 MARY ANN A. RAMOS
 Officer-in-Charge

Department : Department of Agriculture (DA)
 Agency/Entity : Office of the Secretary
 Operating Unit : Agricultural Training Institute -
 Organization Code (UACS): 05 001 0200001
 Fund Cluster : 03 - Special Account

X	Current Year Appropriations
	Supplemental Appropriations
	Continuing Appropriations

Particulars	UACS CODE	Current Year Total	Current Year Disbursements							Balances								
			1st Quarter				2nd Quarter	3rd Quarter	4th Quarter	Total	Unreleased Appropriations	Unobligated Allotment	Unpaid Obligations					
			January Column 13	February Column 14	March Column 15	Ending 16	Ending 17	Ending 18	Ending 19				20=(16+17+18+19)	21=(5-10)	22=(10-15)	Due and 23	Not Yet Due and 24	
1	2	15=(11+12+13+14)																
III. Automatic Appropriations		68,407.92	-	-	55,607.92	55,607.92	-	-	-	-	55,607.92	-	-	-	-	-	-	12,800.00
Rice Competitiveness Enhancement Program	100000100001000	68,407.92	-	-	55,607.92	55,607.92	-	-	-	-	55,607.92	-	-	-	-	-	-	12,800.00
MOOE	5020000000	68,407.92	-	-	55,607.92	55,607.92	-	-	-	-	55,607.92	-	-	-	-	-	-	12,800.00
Training Expenses	5020201002	68,407.92	-	-	55,607.92	55,607.92	-	-	-	-	55,607.92	-	-	-	-	-	-	12,800.00
Other Professional Services	5021199000	-	-	-	-	-	-	-	-	-	-	-	-	-	-	-	-	-
GRAND TOTAL		68,407.92	-	-	55,607.92	55,607.92	-	-	-	-	55,607.92	-	-	-	-	-	-	12,800.00
PS		-	-	-	-	-	-	-	-	-	-	-	-	-	-	-	-	-
MOOE		68,407.92	-	-	55,607.92	55,607.92	-	-	-	-	55,607.92	-	-	-	-	-	-	12,800.00
FinEX		-	-	-	-	-	-	-	-	-	-	-	-	-	-	-	-	-
CO		-	-	-	-	-	-	-	-	-	-	-	-	-	-	-	-	-

Certified Correct:


 ERALDO A. BERNALDO, CPA
 Budget Officer-Designate


 BEA A. ISMIL, CPA
 Accountant I

Approved by:



 MARY ANN A. RAMOS
 Officer-in-Charge

QUARTERLY REPORT OF REVENUE AND OTHER RECEIPTS
As at the Quarter Ending March 31, 2023

FAR No. 5

Department : DEPARTMENT OF AGRICULTURE
 Agency : OFFICE OF THE SECRETARY
 Operating Unit : AGRICULTURAL TRAINING INSTITUTE - REGION 6
 Organization Code (UACS) : 050010200001
 Funding Source Code (as clustered) : FUND CLUSTER 06 - BUSINESS RELATED/REVOLVING FUND

CLASSIFICATION / SOURCES OF REVENUE AND OTHER RECEIPTS	UACS Code	REVENUE TARGET (Annual)	ACTUAL REVENUE AND OTHER RECEIPTS COLLECTIONS					CUMULATIVE REMITTANCE / DEPOSITS TO DATE			VARIANCE		REMARKS
			1st Quarter	2nd Quarter	3rd Quarter	4th Quarter	TOTAL	Remittance to BTr	Deposited with AGDB	TOTAL	AMOUNT	%	
1	2	3	4	5	6	7	8=(4+5+6+7)	9	10	11=(9+10)	12=(8-3)	13=(12/3)	14
A. Regular Agency Fund (Fund Cluster Code 01)													
A.1. Revenue Collections													
A.1.1 Cash Revenue													
Business Income													
Affiliation Fees	40202020 00						-			-	-	-	#DIV/0!
Examination Fees	40202030 00						-			-	-	-	#DIV/0!
Seminar/Training Fees	40202040 00						-			-	-	-	#DIV/0!
Rent/Lease Income	40202050 00						-			-	-	-	#DIV/0!
Income from Hostels/Dormitories and Other Like Facilities	40202130 00		598,400.00				598,400.00		598,400.00	598,400.00	598,400.00	-	#DIV/0!
Slaughterhouse Operation	40202140 00						-			-	-	-	#DIV/0!
Income from Printing and Publication	40202150 00						-			-	-	-	#DIV/0!
Interest Income													
Interest on NG Deposits	40202200 01						-			-	-	-	#DIV/0!
Interest on Advances to GOCCs	40202200 02						-			-	-	-	#DIV/0!
Others	40202200 03						-			-	-	-	#DIV/0!
Fines and Penalties-Business Income	40202230 00						-			-	-	-	#DIV/0!
Other Business Income	40202990 00												
Income from Compromise Agreement 1 Pasture Income	40202990 01						-			-	-	-	#DIV/0!
Pasture Income	40202990 02						-			-	-	-	#DIV/0!
Warehousing Fees	40202990 03						-			-	-	-	#DIV/0!
Other Business Income	40202990 99						-			-	-	-	#DIV/0!
TOTAL			598,400.00	-	-	-	598,400.00	-	598,400.00	598,400.00	598,400.00	-	

Certified Correct

 BEA A. ISMIL-DPA
 Accountant

Approved By :



 MARY ANN A. RAMOS
 CENTER DIRECTOR


**SUMMARY OF APPROVED BUDGET, UTILIZATIONS, DISBURSEMENTS AND BALANCES BY OBJECT OF EXPENDITURES
(FOR OFF-BUDGETARY FUNDS)**

As at the Quarter Ending March 31, 2023

Department : DEPARTMENT OF AGRICULTURE
 Agency : OFFICE OF THE SECRETARY
 Operating Unit : AGRICULTURAL TRAINING INSTITUTE (ATI)
 Organization Code (UACS) : 5001020001
 Funding Source Code (as clustered) : FUND CLUSTER 06 (REVOLVING FUND)

Particulars	UACS CODE	Approved Budget			Budget Utilization					Disbursements					BALANCES		
		Approved Budgeted Revenue	Adjustments (Additions, Reductions, Realignment)	Adjusted Budgeted Revenue	1st Quarter Ending March 31	2nd Quarter Ending December 31	3rd Quarter Ending Sept. 30	4th Quarter Ending Dec. 31	Total	1st Quarter Ending March 31	2nd Quarter Ending December 31	3rd Quarter Ending Sept. 30	4th Quarter Ending Dec. 31	Total	Unutilized Budget	Unpaid Utilizations (10-15) = (17+18)	
																Due and Demandable / Accounts Payable	Net Yet Due and Demandable
1	2	3	4	5=[3+(-)4]	6	7	8	9	10=(6+7+8+9)	11	12	13	14	15=(11+12+13+14)	16=(5-10)	17	18
SUMMARY																	
A. AGENCY SPECIFIC BUDGET																	
Maintenance & Other Operating Expenses		598,400.00	-	598,400.00	286,750.45	-	-	-	286,750.45	256,298.45	-	-	-	256,298.45	311,649.55	-	30,452.00
Utility Expenses	50204000 00																
Water Expenses	50204010 00	19,455.72		19,455.72	19,455.72				19,455.72	19,455.72				19,455.72			
Electricity Expenses	50204020 00	114,526.56		114,526.56	114,526.56				114,526.56	114,526.56				114,526.56			
Gas/Heating Expenses	50204030 00																
Communication Expenses	50205010 00																
Postage and Courier Services	50205010 00																
Telephone Expenses	50205020 00																
Mobile	50205020 01																
Landline	50205020 02																
Internet Subscription Expenses	50205030 00	8,222.00		8,222.00	8,222.00				8,222.00	8,222.00				8,222.00			
Cable, Satellite, Telegraph and Radio Expenses	50205040 00	1,100.00		1,100.00	1,100.00				1,100.00	1,100.00				1,100.00			
General Services	50212000 00																
Environmental/Sanitary Services	50212010 00																
Janitorial Services	50212020 00																
Security Expenses	50212030 00																
Other Services	50212990 00																
Other General Services - ICT Services	50212990 01																
Other General Services	50212990 02	455,095.72		455,095.72	143,446.17				143,446.17	112,994.17				112,994.17	311,649.55		30,452.00
GRAND TOTAL		598,400.00	-	598,400.00	286,750.45	-	-	-	286,750.45	256,298.45	-	-	-	256,298.45	311,649.55	-	30,452.00

Certified Correct:

 ERALDO N. BERNALDO, CPA
 Budget Officer

Certified Correct:

 BEA A. SAMAL, CPA
 Accountant

Approved By:

 MARY ANN A. RAMOS
 Center Director

Date:


Date:


Date:


**SUMMARY OF APPROVED BUDGET, UTILIZATIONS, DISBURSEMENTS AND BALANCES BY OBJECT OF EXPENDITURES
(FOR OFF-BUDGETARY FUNDS)
As at the Quarter Ending March 31, 2023**

Department : DEPARTMENT OF AGRICULTURE
 Agency : OFFICE OF THE SECRETARY
 Operating Unit : AGRICULTURAL TRAINING INSTITUTE (ATI)
 Organization Code (UACS : 50010200001
 Funding Source Code (as clustered) : FUND CLUSTER 06 (REVOLVING FUND)

Particulars	UACS CODE	Approved Budget			Budget Utilization					Disbursements					BALANCES		
		Approved Budgeted Revenue	Adjustments (Additions, Reductions, Realignment)	Adjusted Budgeted Revenue	1st Quarter	2nd Quarter	3rd Quarter	4th Quarter	Total	1st Quarter	2nd Quarter	3rd Quarter	4th Quarter	Total	Unutilized Budget	Unpaid Utilizations (10-15) = (17+18)	
					Ending March 31	Ending December 31	Ending Sept. 30	Ending Dec. 31		Ending March 31	Ending December 31	Ending Sept. 30	Ending Dec. 31			Due and Demandable / Accounts Payable	Not Yet Due and Demandable
1	2	3	4	5=[3+(-)4]	6	7	8	9	10=[6+7+8+9]	11	12	13	14	15=[11+12+13+14]	16=(5-10)	17	18
SUMMARY																	
A. AGENCY SPECIFIC BUDGET																	
Maintenance & Other Operating Expenses		-	213,239.14	213,239.14	-	-	-	213,239.14	213,239.14	213,239.14	-	-	-	213,239.14	-	-	(0.00)
Water Expenses	50204010 00		225.00	225.00				225.00	225.00	225.00				225.00	-	-	-
Electricity Expenses	50204020 00		33,286.58	33,286.58				33,286.58	33,286.58	33,286.58				33,286.58	-	-	(0.00)
Internet Subscription Expenses	50205030 00		4,111.00	4,111.00				4,111.00	4,111.00	4,111.00				4,111.00	-	-	-
Cable, Satellite, Telegraph and Radio Expenses	50205040 00		550.00	550.00				550.00	550.00	550.00				550.00	-	-	-
Other General Services	50212990 02		175,066.56	175,066.56				175,066.56	175,066.56	175,066.56				175,066.56	-	-	(0.00)
GRAND TOTAL		-	213,239.14	213,239.14	-	-	-	213,239.14	213,239.14	213,239.14	-	-	-	213,239.14	-	-	(0.00)

Certified Correct:

 ERALD GEN N. BERNALDO, CPA
 Budget Officer
 Date:

Certified Correct:

 BEA A. ISMIL, CPA
 Accountant
 Date:

Approved By:

 MARY ANN A. RAMOS
 Center Director
 Date: