







MOOE		8,532,500.00	8,532,500.00	7,940,000.00	592,500.00	8,532,500.00	1,187,143.77	5,188,894.47	165,536.79	285,451.01	9,111,890.98	1,342.04	-	7,716,079.00	321,788.38	3,377,420.71	1,136,792.78	849,483.78	877,918.55	2,886,195.4	-	6,565,405.20	-	816,421.00	1,150,673.80	
Fund Cluster 07		15,249,644.0	15,249,644.0	14,455,000.0	794,644.0	15,249,644.0	2,286,236.80	8,174,502.78	66,682.65	112,486.57	3,235,618.64	3,414.78	-	13,875,537.8	-	5,498,439.01	1,021,778.37	720,153.82	1,925,088.84	3,686,941.0	-	9,165,380.04	-	1,374,106.16	4,716,157.80	
TRUST FUND		15,249,644.0	15,249,644.0	14,455,000.0	794,644.0	15,249,644.0	2,286,236.80	8,174,502.78	66,682.65	112,486.57	3,235,618.64	3,414.78	-	13,875,537.8	-	5,498,439.01	1,021,778.37	720,153.82	1,925,088.84	3,686,941.0	-	9,165,380.04	-	1,374,106.16	4,716,157.80	
COCONUT AND FARMERS INDUSTRY DEVELOPMEN		15,249,644.0	15,249,644.0	14,455,000.0	794,644.0	15,249,644.0	2,286,236.80	8,174,502.78	66,682.65	112,486.57	3,235,618.64	3,414.78	-	13,875,537.8	-	5,498,439.01	1,021,778.37	720,153.82	1,925,088.84	3,686,941.0	-	9,165,380.04	-	1,374,106.16	4,716,157.80	
MOOE	5020000000	14,506,000.0	14,506,000.0	14,455,000.0	51,000.00	14,506,000.0	2,286,236.80	8,174,502.78	66,682.65	112,486.57	2,544,348.32	2,723.52	-	13,184,268.5	-	5,498,439.01	1,021,778.37	720,153.82	1,647,239.52	3,389,171.7	-	8,887,610.72	-	1,321,731.48	4,286,657.80	
Traveling Expenses - Loc	5020101000	475,000.00	475,000.00	475,000.00	-	475,000.00	21,189.05	22,890.00	45,179.32	23,971.82	46,444.02	117,635.11	-	161,504.24	-	43,969.05	36,748.32	32,402.82	29,621.52	98,772.66	-	142,641.74	-	313,485.76	16,862.50	
Training Expenses	5020201002	12,501,000.00	12,501,000.00	12,450,000.00	51,000.00	12,501,000.00	2,265,047.72	6,629,627.78	21,503.33	88,275.15	2,488,860.30	2,598,898	-	11,492,764.26	-	5,281,574.93	893,038.96	537,751.00	1,460,813.00	2,593,394.65	-	8,264,968.98	-	1,008,236.72	3,227,796.30	
Financial Assistance to F	5021405000	1,350,000.00	1,350,000.00	1,350,000.00	-	1,350,000.00	-	1,350,000.00	-	-	-	-	-	1,350,000.00	-	-	-	150,000.00	100,000.00	300,000.00	-	308,900.00	-	-	1,058,810.00	
Printing and Publications	5029802000	180,000.00	180,000.00	180,000.00	-	180,000.00	-	172,985.00	-	-	7,015.00	7,015.00	-	150,000.00	-	172,985.00	-	-	7,086.60	7,006.00	-	188,980.00	-	-	-	
COCONUT AND FARMERS INDUSTRY	70399061A	743,644.00	743,644.00	-	743,644.00	743,644.00	-	-	-	-	691,289.32	691,289	-	691,289.32	-	691,289.32	-	-	-	277,769.32	277,769.32	-	277,769.32	-	52,374.68	413,506.00
MOOE	5020000000	743,644.00	743,644.00	-	743,644.00	743,644.00	-	-	-	-	691,289.32	691,289	-	691,289.32	-	691,289.32	-	-	-	277,769.32	277,769.32	-	277,769.32	-	52,374.68	413,506.00
Other Professional Serv	5021103000	450,144.00	450,144.00	-	450,144.00	450,144.00	-	-	-	-	367,769.32	367,769.3	-	367,769.32	-	367,769.32	-	-	-	277,769.32	277,769.32	-	277,769.32	-	52,374.68	120,000.00
Supplies - ICT Eq	5020321003	293,500.00	293,500.00	-	293,500.00	293,500.00	-	-	-	-	283,500.00	283,500.0	-	283,500.00	-	283,500.00	-	-	-	-	-	-	-	-	-	293,500.00
Sub-Total Fund Cluster 07		15,249,644.0	15,249,644.0	14,455,000.0	794,644.0	15,249,644.0	2,286,236.80	8,174,502.78	66,682.65	112,486.57	3,209,426.60	5,488.60	-	13,875,537.8	-	5,498,439.01	1,021,778.37	720,153.82	1,925,088.84	3,686,941.0	-	9,165,380.04	-	1,374,106.16	4,716,157.80	
MOOE		15,249,644.0	15,249,644.0	14,455,000.0	794,644.0	15,249,644.0	2,286,236.80	8,174,502.78	66,682.65	112,486.57	3,209,426.60	5,488.60	-	13,875,537.8	-	5,498,439.01	1,021,778.37	720,153.82	1,925,088.84	3,686,941.0	-	9,165,380.04	-	1,374,106.16	4,716,157.80	
GRAND TOTAL		137,191,789	137,191,789	99,992,985.8	37,276,259.4	137,191,789	27,358,874.7	53,680,747.5	650,252.50	840,619.10	16,286,767.9	17,877.6	-	125,349,446	5,144,268.83	29,853,395.2	4,744,286.68	11,644,191.0	17,968,632.5	34,357,119	-	69,354,774.3	-	11,842,340.7	55,994,674.4	
PS		13,534,050.1	13,534,050.1	13,611,505.8	-	13,534,050.1	6,242,386.47	2,696,393.88	-	10,000.00	1,626,803.56	1,636.86	-	10,575,553.9	2,904,447.28	3,394,148.58	896,851.50	885,851.50	1,455,371.10	3,238,074.1	-	9,536,669.95	-	2,958,466.28	1,038,863.96	
MOOE		120,307,739	120,307,739	83,031,480.0	37,276,259.4	120,307,739	21,116,508.2	50,964,364.0	650,252.50	830,619.10	11,217,067.6	12,887.8	-	111,430,868	2,239,821.57	26,459,246.6	3,847,435.16	10,759,339.5	16,513,261.4	31,119,836	-	58,818,104.3	-	8,876,741.25	51,612,893.8	
FinEX		-	-	-	-	-	-	-	-	-	-	-	-	-	-	-	-	-	-	-	-	-	-	-	-	-

CERTIFIED CORRECT:

  
**DIANNE D. RIVERA**  
 Budget Officer - Designate

CERTIFIED CORRECT:

  
**ROSVEL R. SISTORIAS**  
 OIC - Accountant I

APPROVED BY:

  
**MARY ANN A. RAMOS**  
 Center Director








**SUMMARY OF APPROVED BUDGET, UTILIZATIONS, DISBURSEMENTS AND BALANCES BY OBJECT OF EXPENDITURES  
(FOR OFF-BUDGETARY FUNDS)**

As at the Quarter Ending September 30, 2024

Department : DEPARTMENT OF AGRICULTURE  
 Agency : OFFICE OF THE SECRETARY  
 Operating Unit : AGRICULTURAL TRAINING INSTITUTE (ATI) - REGION 6  
 Organization Code (UACS) : 5001020001  
 Funding Source Code (as clustered) : FUND CLUSTER 06 (REVOLVING FUND)

Particulars	UACS CODE	Approved Budget			Budget Utilization					Disbursements					BALANCES		
		Approved Budgeted Revenue	Adjustments (Additions, Reductions, Reassignment)	Adjusted Budgeted Revenue	1st Quarter Ending March 31	2nd Quarter Ending June 30	3rd Quarter Ending Sept. 30	4th Quarter Ending 31-Dec	Total	1st Quarter Ending March 31	2nd Quarter Ending June 30	3rd Quarter Ending Sept. 30	4th Quarter Ending 31-Dec	Total	Unutilized Budget	Unpaid Utilizations (10-15) = (17+18)	
																Due and Demandable / Accounts Payable	Not Yet Due and Demandable
1	2	3	4	5=[3+(-)4]	6	7	8	9	10=(6+7+8+9)	11	12	13	14	15=(11+12+13+14)	16=(5-10)	17	18
<b>SUMMARY</b>																	
<b>A. AGENCY SPECIFIC BUDGET</b>																	
<b>Maintenance &amp; Other Operating Expenses</b>		986,238.14	782,560.00	1,768,798.14	263,277.88	383,377.17	703,839.10	-	1,350,494.13	181,468.85	416,490.18	351,453.10	-	951,412.13	418,304.01	-	399,082.00
Utility Expenses	50004000 00	272,728.33	228,044.64	500,772.97	122,728.33	209,256.21	168,788.43	-	500,772.97	63,916.32	258,066.22	168,788.43	-	500,772.97	-	-	-
Water Expenses	50004010 00	16,117.35	37,764.70	53,882.05	16,117.35	16,169.37	21,695.33	-	53,882.05	8,750.80	23,535.92	21,595.33	-	53,882.05	-	-	-
Electricity Expenses	50004020 00	256,610.98	190,279.94	446,820.52	106,610.98	193,086.84	147,193.10	-	446,890.32	65,167.52	244,530.39	147,193.10	-	446,890.32	-	-	-
Gas/Heating Expenses	50004030 00	-	-	-	-	-	-	-	-	-	-	-	-	-	-	-	-
Communication Expenses	50006010 00	65,932.00	-	65,932.00	14,533.00	13,983.00	13,983.00	-	42,499.00	14,533.00	9,322.00	14,533.00	-	38,388.00	13,433.00	-	4,111.00
Postage and Courier Services	50006010 00	-	-	-	-	-	-	-	-	-	-	-	-	-	-	-	-
Telephone Expenses	50006020 00	-	-	-	-	-	-	-	-	-	-	-	-	-	-	-	-
Mobile	50006020 01	-	-	-	-	-	-	-	-	-	-	-	-	-	-	-	-
Landline	50006020 02	-	-	-	-	-	-	-	-	-	-	-	-	-	-	-	-
Internet Subscription Expenses	50006020 00	49,332.00	49,332.00	12,333.00	12,333.00	12,333.00	-	36,998.00	12,333.00	8,222.00	12,333.00	-	32,888.00	12,333.00	-	4,111.00	
Cable, Satellite, Telegraph and Radio Expenses	50006040 00	6,600.00	-	6,600.00	2,200.00	1,650.00	1,650.00	-	5,500.00	2,200.00	1,100.00	2,200.00	-	5,500.00	1,100.00	-	-
General Services	50212000 00	657,577.81	554,515.36	1,212,093.17	126,016.53	160,137.96	521,067.67	-	807,222.16	103,017.53	141,101.96	168,131.67	-	412,251.16	404,871.01	-	384,971.00
Environmental/Sanitary Services	50212010 00	-	-	-	-	-	-	-	-	-	-	-	-	-	-	-	-
Janitorial Services	50212020 00	-	-	-	-	-	-	-	-	-	-	-	-	-	-	-	-
Security Expenses	50212030 06	-	-	-	-	-	-	-	-	-	-	-	-	-	-	-	-
Other Services	50212990 00	657,577.81	554,515.36	1,212,093.17	126,016.53	160,137.96	521,067.67	-	807,222.16	103,017.53	141,101.96	168,131.67	-	412,251.16	404,871.01	-	384,971.00
Other General Services - ICT Services	50212990 01	-	-	-	-	-	-	-	-	-	-	-	-	-	-	-	-
Other General Services	50212990 02	657,577.81	554,515.36	1,212,093.17	126,016.53	160,137.96	521,067.67	-	807,222.16	103,017.53	141,101.96	168,131.67	-	412,251.16	404,871.01	-	384,971.00
<b>GRAND TOTAL</b>		986,238.14	782,560.00	1,768,798.14	263,277.88	383,377.17	703,839.10	-	1,350,494.13	181,468.85	416,490.18	351,453.10	-	951,412.13	418,304.01	-	399,082.00
Certified Correct:		Certified Correct:										Approved By:					
 DIANN M.D. RIVERA Budget Officer - Designate Date: _____		 ROSMEL R. SITORIAS OIC - Accountant / Date: _____										 MARY ANN A. RAMOS Center Director Date: _____					



CDC	0.00	0.00	0.00
NCAA	0.00	0.00	0.00
<b>Total Disbursement Authorities Available</b>	<b>0.00</b>	<b>0.00</b>	<b>15,079,747.64</b>
<b>Less:</b>			
Lapsed NCA	0.00	0.00	0.00
Disbursements**	0.00	2,583,715.54	2,583,715.54
<b>Less: Other Non-Cash Disbursements</b>	<b>0.00</b>	<b>0.00</b>	<b>0.00</b>
Disbursements effected through outright deduction	0.00	0.00	0.00
Overpayment of expenses (e.g. personal benefits)	0.00	0.00	0.00
Reimbursement for loss of government property	0.00	0.00	0.00
Liquidated Damages	0.00	0.00	0.00
Disallowance	0.00	0.00	0.00
and other similar items (please specify...)	0.00	0.00	0.00
and other similar items (please specify...)	0.00	0.00	0.00
and other similar items (please specify...)	0.00	0.00	0.00
<b>Add/Less: Adjustments</b>	<b>0.00</b>	<b>0.00</b>	<b>0.00</b>
<b>Adjustments on MDS Accounts</b>	<b>0.00</b>	<b>0.00</b>	<b>0.00</b>
Less: Adjustments (e.g. cancelled/stale checks)	0.00	0.00	0.00
Replacement of Cancelled Checks/LDDAP-ADA	0.00	0.00	0.00
please specify...	0.00	0.00	0.00
please specify...	0.00	0.00	0.00
Add: Adjustments (e.g. cancelled check/staled che	0.00	0.00	0.00
Cancelled Checks/LDDAP-ADA	0.00	0.00	0.00
Staled Checks	0.00	0.00	0.00
please specify...	0.00	0.00	0.00
<b>Adjustments on Current Accounts</b>	<b>0.00</b>	<b>0.00</b>	<b>0.00</b>
Less: Adjustments (e.g. cancelled/stale checks)	0.00	0.00	0.00
Replacement of Cancelled Checks	0.00	0.00	0.00
please specify...	0.00	0.00	0.00
please specify...	0.00	0.00	0.00
Add: Adjustments (e.g. cancelled check/staled che	0.00	0.00	0.00
Cancelled Checks	0.00	0.00	0.00
Staled Checks	0.00	0.00	0.00
please specify...	0.00	0.00	0.00
<b>Balance of Disbursement Authorities as at date</b>	<b>0.00</b>	<b>0.00</b>	<b>12,496,032.10</b>

Certified Correct:

  
**ROSEL R. SISTORIAS**  
 OIC - Accountant I

Approved by:

  
**MARY ANN A. RAMOS**  
 Center Director

Total Disbursements P	0.00	0.00	0.00	0.00	0.00
Less: Actual Disburse	0.00	0.00	0.00	0.00	0.00
Prior Year's Obligations (Over)/Under spendin	0.00	0.00	0.00	0.00	0.00
Total Disbursement P	0.00	0.00	0.00	0.00	0.00
Less: Actual Disburse	0.00	0.00	0.00	0.00	0.00
Total Receipts (Over)/Under spendin	0.00	0.00	0.00	0.00	0.00

0.00	0.00	0.00	0.00	0.00
0.00	0.00	0.00	0.00	0.00
0.00	0.00	0.00	0.00	0.00
0.00	0.00	0.00	0.00	0.00
0.00	0.00	0.00	0.00	0.00
0.00	0.00	0.00	0.00	0.00

FAR No. 4				
0.00	0.00	0.00	0.00	0.00
0.00	0.00	0.00	0.00	0.00
0.00	0.00	0.00	0.00	0.00
0.00	0.00	0.00	0.00	0.00
0.00	0.00	0.00	0.00	0.00







NCAA	0.00	0.00	0.00
<b>Total Disbursement Authorities Available:</b>	<b>0.00</b>	<b>15,079,747.64</b>	<b>5,460,528.12</b>
<b>Less:</b>			
Lapsed NCA	0.00	140,800.00	140,800.00
Disbursements**	2,583,715.54	10,074,553.41	12,658,268.97
<b>Less: Other Non-Cash Disbursements</b>	<b>0.00</b>	<b>0.00</b>	<b>0.00</b>
Disbursements effected through outright deduction	0.00	0.00	0.00
Overpayment of expenses (e.g. personal benefits)	0.00	0.00	0.00
Restitution for loss of government property	0.00	0.00	0.00
Liquidated Damages	0.00	0.00	0.00
Disallowance	0.00	0.00	0.00
and other similar items (please specify...)	0.00	0.00	0.00
and other similar items (please specify...)	0.00	0.00	0.00
and other similar items (please specify...)	0.00	0.00	0.00
<b>Add/Less: Adjustments</b>	<b>0.00</b>	<b>0.00</b>	<b>0.00</b>
<b>Adjustments on MDS Accounts</b>	<b>0.00</b>	<b>0.00</b>	<b>0.00</b>
Less: Adjustments (e.g. cancelled/stale checks)	0.00	0.00	140,800.00
Replacement of Cancelled Checks/LDDAP-ADA	0.00	140,800.00	140,800.00
please specify...	0.00	0.00	0.00
please specify...	0.00	0.00	0.00
Add: Adjustments (e.g. cancelled check/staled che	0.00	0.00	140,800.00
Cancelled Checks/LDDAP-ADA	0.00	140,800.00	140,800.00
Staled Checks	0.00	0.00	0.00
please specify...	0.00	0.00	0.00
<b>Adjustments on Current Accounts</b>	<b>0.00</b>	<b>0.00</b>	<b>0.00</b>
Less: Adjustments (e.g. cancelled/stale checks)	0.00	0.00	0.00
Replacement of Cancelled Checks	0.00	0.00	0.00
please specify...	0.00	0.00	0.00
please specify...	0.00	0.00	0.00
Add: Adjustments (e.g. cancelled check/staled che	0.00	0.00	0.00
Cancelled Checks	0.00	0.00	0.00
Staled Checks	0.00	0.00	0.00
please specify...	0.00	0.00	0.00
<b>Balance of Disbursement Authorities as at date</b>	<b>0.00</b>	<b>12,496,032.11</b>	<b>(4,754,825.31)</b>

Prior Year's Obligations	Less: Actual Disbursements	0.00	0.00	0.00	0.00	0.00
	(Over)/Under specify	0.00	0.00	0.00	0.00	0.00
Total Receipts	Total Disbursement P	0.00	0.00	0.00	0.00	0.00
	Less: Actual Disbursements	0.00	0.00	0.00	0.00	0.00
	(Over)/Under specify	0.00	0.00	0.00	0.00	0.00

0.00	0.00	0.00	0.00	0.00
0.00	0.00	0.00	0.00	0.00
0.00	0.00	0.00	0.00	0.00
0.00	0.00	0.00	0.00	0.00
0.00	0.00	0.00	0.00	0.00

FAR No. 4				
0.00	0.00	0.00	0.00	0.00
0.00	0.00	0.00	0.00	0.00
0.00	0.00	0.00	0.00	0.00
0.00	0.00	0.00	0.00	0.00
0.00	0.00	0.00	0.00	0.00

Certified Correct:

  
**ROVEL R. SITORIAS**  
 OIC- Accountant I

Approved by:

  
**MARY ANN A. RAMOS**  
 Center Director





NCAA	0.00	0.00	0.00
<b>Total Disbursement Authorities Available</b>	<b>0.00</b>	<b>20,540,275.71</b>	<b>7,474,498.32</b>
<b>Less:</b>			
Lapsed NCA	140,800.00		140,800.00
Disbursements**	12,658,268.97	15,215,705.11	27,873,974.08
<b>Less: Other Non-Cash Disbursements</b>	<b>0.00</b>	<b>0.00</b>	<b>0.00</b>
Disbursements effected through outright deduction:	0.00	0.00	0.00
Overpayment of expenses (e.g. personal benefits)	0.00	0.00	0.00
Restitution for loss of government property	0.00	0.00	0.00
Liquidated Damages	0.00	0.00	0.00
Disallowance	0.00	0.00	0.00
and other similar items (please specify...)	0.00	0.00	0.00
and other similar items (please specify...)	0.00	0.00	0.00
and other similar items (please specify...)	0.00	0.00	0.00
<b>Add/Less: Adjustments</b>	<b>0.00</b>	<b>0.00</b>	<b>0.00</b>
<b>Adjustments on MDS Accounts</b>	<b>0.00</b>	<b>0.00</b>	<b>0.00</b>
Less: Adjustments (e.g. cancelled/stale checks)	0.00	140,800.00	0.00
Replacement of Cancelled Checks/LDDAP-ADA	140,800.00		140,800.00
please specify...	0.00		0.00
please specify...	0.00		0.00
Add: Adjustments [e.g. cancelled check/staled che	0.00	140,800.00	0.00
Cancelled Checks/LDDAP-ADA	140,800.00		140,800.00
Staled Checks	0.00		0.00
please specify...	0.00		0.00
<b>Adjustments on Current Accounts</b>	<b>0.00</b>	<b>0.00</b>	<b>0.00</b>
Less: Adjustments (e.g. cancelled/stale checks)	0.00	0.00	0.00
Replacement of Cancelled Checks	0.00		0.00
please specify...	0.00		0.00
please specify...	0.00		0.00
Add: Adjustments [e.g. cancelled check/staled che	0.00	0.00	0.00
Cancelled Checks	0.00		0.00
Staled Checks	0.00		0.00
please specify...	0.00		0.00
<b>Balance of Disbursement Authorities as at date</b>	<b>0.00</b>	<b>7,741,206.79</b>	<b>(7,741,206.79)</b>

Prior Year's Obligations	Less: Actual Disburse	0.00	0.00	0.00	0.00	0.00
	(Over)/Under spendin	0.00	0.00	0.00	0.00	0.00
	Total Disbursement P	0.00	0.00	0.00	0.00	0.00
Trust Receipt	Less: Actual Disburse	0.00	0.00	0.00	0.00	0.00
	(Over)/Under spendin	0.00	0.00	0.00	0.00	0.00

0.00	0.00	0.00	0.00	0.00
0.00	0.00	0.00	0.00	0.00
0.00	0.00	0.00	0.00	0.00
0.00	0.00	0.00	0.00	0.00
0.00	0.00	0.00	0.00	0.00

FAR No. 4					
0.00	0.00	0.00	0.00	0.00	0.00
0.00	0.00	0.00	0.00	0.00	0.00
0.00	0.00	0.00	0.00	0.00	0.00
0.00	0.00	0.00	0.00	0.00	0.00
0.00	0.00	0.00	0.00	0.00	0.00

Certified Correct:

  
**ROSVEL R. SISTORIAS**  
 OIC- Accountant I

Approved by:

  
**MARY ANN A. RAMOS**  
 Center Director

REVENUE AND OTHER RECEIPTS  
 Ending September 30, 2024

Department : DEPARTMENT OF AGRICULTURE  
 Agency : OFFICE OF THE SECRETARY  
 Operating Unit : AGRICULTURAL TRAINING INSTITUTE (ATI) - REGION 6  
 Organization Code (UAC) : 500102000001  
 Funding Source Code (as clustered) : FUND CLUSTER 06 - BUSINESS RELATED/REVOLVING FUND

FUNCTION / SOURCES OTHER RECEIPTS	UACS Code	REVENUE TARGET (Annual)	OTHER RECEIPTS COLLECTIONS				CUMULATIVE REMITTANCE / DEPOSITS TO DATE				VARIANCE		REMARKS
			1st Quarter	2nd Quarter	3rd Quarter	4th Quarter	TOTAL	Remittance to BTr	Deposited with AGDB	TOTAL	AMOUNT	%	
1	2	3	4	5	6	7	8=(4+5+6+7)	9	10	11=(9+10)	12=(8-3)	13=(12/3)	14
<b>A. Regular Agency Fund (Fund Cluster Code 01)</b>													
<b>A.1. Revenue Collections</b>													
<b>A.1.1 Cash Revenue</b>													
Business Income													
Affiliation Fees	40202020 00						-						#DIV/0!
Examination Fees	40202030 00						-						#DIV/0!
Seminar/Training Fees	40202040 00						-						#DIV/0!
Rent/Lease Income	40202050 00						-						#DIV/0!
Income from Hostels/Dormitories and Other Lik	40202130 00		373,400.00	551,160.00	231,400.00		1,155,960.00		1,155,960.00	1,155,960.00	1,155,960.00		#DIV/0!
Slaughterhouse Operation	40202140 00						-						#DIV/0!
Income from Printing and Publication	40202150 00						-						#DIV/0!
Interest Income													
Interest on NG Deposits	40202200 01						-						#DIV/0!
Interest on Advances to GOCCs	40202200 02						-						#DIV/0!
Others	40202200 03						-						#DIV/0!
Fines and Penalties-Business Income	40202230 00						-						#DIV/0!
Other Business Income	40202990 00						-						#DIV/0!
Income from Compromise Agreement	40202990 01						-						#DIV/0!
Pasture Income	40202990 02						-						#DIV/0!
Warehousing Fees	40202990 03						-						#DIV/0!
Other Business Income	40202990 99						-						#DIV/0!
<b>TOTAL</b>			-	373,400.00	551,160.00	231,400.00	-	1,155,960.00	-	1,155,960.00	1,155,960.00	1,155,960.00	

Certified Correct :

  
**ROSVEL R. SISTORIAS**  
 OIC - Accountant I

Approved By :

  
**MARY ANN A. RAMOS**  
 Center Director