







Department : Department of Agriculture (DA)  
 Agency/Entity : Office of the Secretary  
 Operating Unit : Agricultural Training Institute - RTC 6  
 Organization Code (IACS): 03 001 020001  
 Fund Cluster : 01 - Regular Agency Fund

X	Current Year Appropriations
	Supplemental Appropriations
	Continuing Appropriations

Particulars	UACS CODE	Appropriation		Allotments					Current Year Obligations										Current Year Disbursements					Balances			
		Authorized Appropriation	Adjusted Appropriations	Allotments Received	Adjustments (Reductions, Modifications, Appropriations)	Transfer To	Transfer From	Adjusted Total Allotments	1st Quarter			2nd Quarter			Total	1st Quarter			2nd Quarter			Total	Unreleased Appropriations	Unobligated Allotment	Unpaid Obligations		
									Ending Mar. 31	April	May	June	Ending June 30	Ending Sept. 30		Ending Dec. 31	Ending Mar. 31	April	May	June	Ending June 30				Ending Sept. 30	Ending Dec. 31	21=(16-15)
1	2	3	4	5=(3+4)	6	7	8	9	10=(6+7-8+9)	11	12	13	14	15=(11+12+13+14)	16	17	18	19	20=(16+17+18+19)	21=(5-18)	22=(16-15)	23	24				
<b>IL Automatic Appropriations</b>		10,600,000.00	529,806.25	11,129,806.25	10,600,000.00	-	-	529,806.25	11,129,806.25	1,943,695.70	854,693.15	1,524,895.81	3,420,256.60	5,799,845.56	7,743,541.26	527,548.57	882,984.41	1,306,870.11	2,029,520.09	4,219,374.61	-	4,746,923.18	3,386,264.99	2,996,618.08			
<b>RICE COMPETITIVENESS</b>	502020000	10,600,000.00	529,806.25	11,129,806.25	10,600,000.00	-	-	529,806.25	11,129,806.25	1,943,695.70	854,693.15	1,524,895.81	3,420,256.60	5,799,845.56	7,743,541.26	527,548.57	882,984.41	1,306,870.11	2,029,520.09	4,219,374.61	-	4,746,923.18	3,386,264.99	2,996,618.08			
Traveling Expenses - Local	5020101000	425,000.00	-	425,000.00	425,000.00	-	-	-	425,000.00	-	-	19,479.56	15,669.00	35,148.56	35,148.56	-	-	19,479.56	5,232.00	24,711.56	-	-	389,851.46	10,437.00			
Training Expenses	5020201002	8,309,040.00	529,806.25	8,838,846.25	8,309,040.00	-	-	529,806.25	8,838,846.25	1,751,236.58	554,693.15	1,405,416.25	2,954,587.60	4,914,697.00	6,709,935.58	426,825.85	685,250.21	1,037,390.55	1,774,288.09	3,496,926.85	-	3,923,754.50	2,128,910.67	2,786,181.08			
Other Professional Services	5021199000	415,960.00	-	415,960.00	415,960.00	-	-	-	415,960.00	-	-	-	-	6,709,935.58	426,825.85	685,250.21	1,037,390.55	1,774,288.09	3,496,926.85	-	-	2,128,910.67	2,786,181.08				
Donations	5029908000	1,450,000.00	-	1,450,000.00	1,450,000.00	-	-	-	1,450,000.00	300,000.00	300,000.00	450,000.00	850,000.00	850,000.00	-	-	-	-	47,734.20	47,734.20	-	140,457.12	267,503.88	6.00			
<b>GRAND TOTAL</b>		10,600,000.00	529,806.25	11,129,806.25	10,600,000.00	-	-	529,806.25	11,129,806.25	1,943,695.70	854,693.15	1,524,895.81	3,420,256.60	5,799,845.56	7,743,541.26	527,548.57	882,984.41	1,306,870.11	2,029,520.09	4,219,374.61	-	4,746,923.18	3,386,264.99	2,996,618.08			
<b>MOOE</b>		10,600,000.00	529,806.25	11,129,806.25	10,600,000.00	-	-	529,806.25	11,129,806.25	1,943,695.70	854,693.15	1,524,895.81	3,420,256.60	5,799,845.56	7,743,541.26	527,548.57	882,984.41	1,306,870.11	2,029,520.09	4,219,374.61	-	4,746,923.18	3,386,264.99	2,996,618.08			
<b>FINEX</b>		-	-	-	-	-	-	-	-	-	-	-	-	-	-	-	-	-	-	-	-	-	-	-			
<b>CO</b>		-	-	-	-	-	-	-	-	-	-	-	-	-	-	-	-	-	-	-	-	-	-	-			

Certified Correct:

  
 ERALDEN N. BERNALDO, CPA  
 Budget Designer

  
 BEA ALONSO, CPA  
 Accountant I

Approved By:

  
 MARY ANN A. RAMOS  
 Center Director





Department : Department of Agriculture (DA)  
 Agency/Entity : Office of the Secretary  
 Operating Unit : Agricultural Training Institute -  
 Organization Code (UACS): 05 001 0200001  
 Fund Cluster : 01 - Regular Agency Fund

X	Current Year Appropriations
	Supplemental Appropriations
	Continuing Appropriations

Particulars	UACS CODE	Current Year Obligations				Current Year Disbursements						Balances				
		Adjusted Total Allotments	1st Quarter	2nd Quarter	Total	1st Quarter	2nd Quarter			Total	Unreleased Appropriations	Unobligated Allotment	Unpaid Obligations			
			enrwing	enrwing		enrwing	April	May	June				enrwing	due and	not due and	
1	2	10=(6+(-17)-8+9)	11	12	15=(11+12+13+14)	16	Column16	Column17	Column18	17	20=(16+17+18+19)	21=(5-10)	22=(10-15)	23	24	
<b>I. Agency Specific Budget</b>																
Specific Budgets of National Government Agencies	1101101	-	-	-	8,339,641.41	806,202.17	1,038,447.00	863,286.04	1,303,974.51	3,205,707.55	4,011,909.72	-	-	-	-	4,327,731.69
Operations	30000000000000	-	-	-	8,339,641.41	806,202.17	1,038,447.00	863,286.04	1,303,974.51	3,205,707.55	4,011,909.72	-	-	-	-	4,327,731.69
TECHNICAL AND SUPPORT SERVICES PROGRAM	31100000000000	-	-	-	8,088,521.98	658,501.17	1,013,247.00	855,486.04	1,233,556.08	3,102,289.12	3,760,790.29	-	-	-	-	4,327,731.69
EXTENSION SUPPORT, EDUCATION AND TRAINING SERVICES (ESET)	31101000000000	-	-	-	8,088,521.98	658,501.17	1,013,247.00	855,486.04	1,233,556.08	3,102,289.12	3,760,790.29	-	-	-	-	4,327,731.69
ESETs on the National Rice Program	311013100001000	-	-	-	2,008,801.97	491,556.97	581,970.00	448,234.00	1,044,662.36	1,194,669.36	1,686,226.33	-	-	-	-	322,575.64
MOOE	5020000000	-	-	-	2,008,801.97	491,556.97	581,970.00	448,234.00	1,044,662.36	1,194,669.36	1,686,226.33	-	-	-	-	322,575.64
Training Expenses	5020201002	-	-	-	880,051.97	491,556.97	302,470.00	36,359.00	49,666.00	880,051.97	-	-	-	-	-	0.00
Rents - Motor Vehicles	5029905003	-	-	-	0.00	-	-	-	-	-	-	-	-	-	-	0.00
Other Maintenance and Operating Expenses	5029999099	-	-	-	90,000.00	-	-	-	62,367.79	62,367.79	-	-	-	-	-	0.00
Scholarship Grants/Expenses	5020201000	-	-	-	1,038,750.00	-	279,500.00	411,875.00	52,431.57	743,806.57	743,806.57	-	-	-	-	27,639.21
ESETs on the National Livestock Program	311013100002000	-	-	-	4,957,176.20	-	83,295.00	991.00	872,890.20	957,176.20	957,176.20	-	-	-	-	4,000,000.00
MOOE	5020000000	-	-	-	4,084,286.00	-	83,295.00	991.00	-	84,286.00	84,286.00	-	-	-	-	4,000,000.00
Training Expenses	5020201002	-	-	-	84,286.00	-	83,295.00	991.00	-	84,286.00	84,286.00	-	-	-	-	0.00
Donations	5029908000	-	-	-	4,000,000.00	-	-	-	-	-	-	-	-	-	-	4,000,000.00
CO	5060000000	-	-	-	-	-	-	-	-	-	-	-	-	-	-	0.00
Other Structures	5060404099	-	-	-	872,890.20	-	-	-	872,890.20	872,890.20	872,890.20	-	-	-	-	0.00
ESETs on the National Corn Program	311013100003000	-	-	-	872,890.20	-	-	-	872,890.20	872,890.20	872,890.20	-	-	-	-	0.00
MOOE	5020000000	-	-	-	0.00	-	-	-	-	-	-	-	-	-	-	0.00
Training Expenses	5020201002	-	-	-	0.00	-	-	-	-	-	-	-	-	-	-	0.00
ESETs on the National High-Value Crop Development Program	311013100004000	-	-	-	0.00	-	-	-	-	-	-	-	-	-	-	0.00
MOOE	5020000000	-	-	-	0.00	-	-	-	-	-	-	-	-	-	-	0.00
Fuel, Oil and Lubricants Expenses	5020309000	-	-	-	0.00	-	-	-	-	-	-	-	-	-	-	0.00
Other extension support, education and training services activities	3000000000000000	-	-	-	1,122,543.81	166,944.20	347,982.00	406,261.04	195,200.52	950,443.56	1,117,387.76	-	-	-	-	5,136.05
PS	5020000000	-	-	-	40,893.85	40,242.10	-	-	495.70	495.70	40,787.80	-	-	-	-	156.05
Basic Salary - Civilian	5010101001	-	-	-	39,699.85	39,042.10	-	-	495.70	495.70	39,637.80	-	-	-	-	156.05
Pay-IBIG - Civilian	5010302001	-	-	-	200.00	200.00	-	-	-	-	200.00	-	-	-	-	0.00
PhilHealth - Civilian	5010303001	-	-	-	0.00	-	-	-	-	-	-	-	-	-	-	0.00
FCIP - Civilian	5010304001	-	-	-	1,000.00	-	-	-	-	-	-	-	-	-	-	0.00
MOOE	5020000000	-	-	-	1,081,649.96	126,702.10	347,982.00	406,261.04	195,204.82	949,947.96	1,076,649.96	-	-	-	-	5,000.00
Training Expenses	5020201002	-	-	-	917,649.96	138,702.10	230,982.00	372,261.04	195,704.82	798,847.96	917,649.96	-	-	-	-	0.00
Scholarship Grants/Expenses	5020202000	-	-	-	164,000.00	8,000.00	117,000.00	34,000.00	-	151,000.00	139,000.00	-	-	-	-	5,000.00
RM - Motor Vehicles	5021306001	-	-	-	0.00	-	-	-	-	-	-	-	-	-	-	0.00
LOCALLY FUNDED PROJECTS		-	-	-	251,119.43	147,701.00	25,200.00	7,800.00	70,418.43	103,418.43	251,119.43	-	-	-	-	0.00
Birth of Passes Program	3110500100051000	-	-	-	251,119.43	147,701.00	25,200.00	7,800.00	70,418.43	103,418.43	251,119.43	-	-	-	-	0.00
MOOE	5020000000	-	-	-	251,119.43	147,701.00	25,200.00	7,800.00	70,418.43	103,418.43	251,119.43	-	-	-	-	0.00
Training Expenses	5020201002	-	-	-	35,074.58	34,205.59	-	-	660.93	660.93	34,866.52	-	-	-	-	208.06
Retirement and Life Insurance Premiums	1104102	-	-	-	35,074.58	34,205.59	-	-	660.93	660.93	34,866.52	-	-	-	-	208.06
Extension Support, Education and Training Services (ESET)	3110130000000000	-	-	-	35,074.58	34,205.59	-	-	660.93	660.93	34,866.52	-	-	-	-	208.06
Other Extension Support, Education and Training Services A	3110130100000000	-	-	-	35,074.58	34,205.59	-	-	660.93	660.93	34,866.52	-	-	-	-	208.06
PS	5010000000	-	-	-	35,074.58	34,205.59	-	-	660.93	660.93	34,866.52	-	-	-	-	208.06
Retirement and Life Insurance Premiums	5010301000	-	-	-	35,074.58	34,205.59	-	-	660.93	660.93	34,866.52	-	-	-	-	208.06
<b>GRAND TOTAL</b>		-	-	-	8,374,715.99	840,407.76	1,038,447.00	863,286.04	1,304,635.44	3,206,368.48	4,046,776.24	-	-	-	-	4,327,939.73
MOOE		-	-	-	75,968.43	74,447.69	-	-	1,156.63	1,156.63	75,604.32	-	-	-	-	864.11
FinEX		-	-	-	7,425,857.36	765,860.07	1,038,447.00	863,286.04	430,888.61	2,387,321.65	3,088,281.72	-	-	-	-	4,327,573.64
CO		-	-	-	-	-	-	-	-	-	-	-	-	-	-	0.00

CERTIFIED CORRECT:

  
 ERALDO N. BERNALDO, CPA  
 Budget Officer-Designate

  
 Accountant I

APPROVED BY:

  
 MARY ANN A. RAMOS  
 Training Center Superintendent III

20,880,516.46



Department : Department of Agriculture (DA)  
 Agency/Entity : Office of the Secretary  
 Operating Unit : Agricultural Training Institute - RTC 6  
 Organization Code (UACS): 05 001 0200001  
 Fund Cluster : 03 - Special Account

X	Current Year Appropriations
	Supplemental Appropriations
	Continuing Appropriations

Particulars	UACS CODE	Current Year Disbursements						Balances				
		Current Year Total	1st Quarter	2nd Quarter			Total	Unreleased Appropriations	Unobligated Allotment	Unpaid Obligations		
				April	May	June				(15-20) = (23+24)		
1	2	15=(11+12+13+14)	16	Column16	Column17	Column18	17	20=(16+17+18+19)	21=(5-10)	22=(10-15)	23	24
<b>II. Automatic Appropriations</b>		68,407.92	55,607.92	-	12,800.00	-	12,800.00	68,407.92	-	-	-	0.00
Rice Competitiveness Enhancement Program	100000100001000	68,407.92	55,607.92	-	12,800.00	-	12,800.00	68,407.92	-	-	-	0.00
MOOE	5020000000	68,407.92	55,607.92	-	12,800.00	-	12,800.00	68,407.92	-	-	-	0.00
Training Expenses	5020201002	68,407.92	55,607.92	-	12,800.00	-	12,800.00	68,407.92	-	-	-	0.00
Other Professional Services	5021199000	-	-	-	-	-	-	-	-	-	-	-
<b>GRAND TOTAL</b>		68,407.92	55,607.92	-	12,800.00	-	12,800.00	68,407.92	-	-	-	0.00
PS		-	-	-	-	-	-	-	-	-	-	-
MOOE		68,407.92	55,607.92	-	12,800.00	-	12,800.00	68,407.92	-	-	-	0.00
FinEX		-	-	-	-	-	-	-	-	-	-	-
CO		-	-	-	-	-	-	-	-	-	-	-

20,880,516.46

CERTIFIED CORRECT:

APPROVED BY:

  
 ERALDO N. BERNALDO, CPA  
 Budget Officer-Designate

  
 BEA L. CPA  
 Accountant I

  
 MARY ANN A. RAMOS  
 Training Center Superintendent II

Department : Department of Agriculture (DA)  
 Agency/Entity : Office of the Secretary  
 Operating Unit : Agricultural Training Institute - RTC 06  
 Organization Code (UACS): 05 001 0200001  
 Fund Cluster : 01 - Regular Agency Fund

	Current Year Appropriations
	Supplemental Appropriations
X	Continuing Appropriations

Particulars	UACS CODE	Allotments	Adjusted Total Allotments	Current Year Obligations		Current Year Disbursements					Balances				
				Transfer From	Total	1st Quarter	2nd Quarter			Total	Unreleased Appropriations	Unobligated Allotment	Unpaid Obligations		
						Ending Mar. 31	Ending Mar. 31	April	May				June	Ending June 30	Due and Demandable
1	2	9	10=[(6+(-)7)-8+9]	11	15=(11+12+13+14)	16	Column16	Column17	Column18	17	20=(16+17+18+19)	21=(5-10)	22=(10-15)	23	24
National Activity															
I. Agency Specific Budget		6,000.00	6,000.00	6,000.00	6,000.00	-	-	-	6,000.00	6,000.00	6,000.00	-	-	-	-
Specific Budgets of National Government Agencies	1101101	6,000.00	6,000.00	6,000.00	6,000.00	-	-	-	6,000.00	6,000.00	6,000.00	-	-	-	-
LOCALLY-FUNDED PROJECTS		6,000.00	6,000.00	6,000.00	6,000.00	-	-	-	6,000.00	6,000.00	6,000.00	-	-	-	-
Binhi ng Pag-asa Program	310500200051000	6,000.00	6,000.00	6,000.00	6,000.00	-	-	-	6,000.00	6,000.00	6,000.00	-	-	-	-
MOOE	5020000000	6,000.00	6,000.00	6,000.00	6,000.00	-	-	-	6,000.00	6,000.00	6,000.00	-	-	-	-
Agricultural and Marine Supplies Expenses	5020310000	6,000.00	6,000.00	6,000.00	6,000.00	-	-	-	6,000.00	6,000.00	6,000.00	-	-	-	-
GRAND TOTAL		6,000.00	6,000.00	6,000.00	6,000.00	-	-	-	6,000.00	6,000.00	6,000.00	-	-	-	-
PS		-	-	-	-	-	-	-	-	-	-	-	-	-	-
MOOE		6,000.00	6,000.00	6,000.00	6,000.00	-	-	-	6,000.00	6,000.00	6,000.00	-	-	-	-
FinEX		-	-	-	-	-	-	-	-	-	-	-	-	-	-
CO		-	-	-	-	-	-	-	-	-	-	-	-	-	-
		0.00													

CERTIFIED CORRECT:

  
 ERALDO BEN N. BERNALDO, CPA  
 Budget Officer-Designate




  
 BEA ARIBAS, CPA  
 Accountant I

APPROVED BY:

  
 MARY ANN A. RAMOS  
 Training Center Superintendent II

**SUMMARY OF APPROVED BUDGET, UTILIZATIONS, DISBURSEMENTS AND BALANCES BY OBJECT OF EXPENDITURES  
(FOR OFF-BUDGETARY FUNDS)  
As at the Quarter Ending June 30, 2023**




Department : DEPARTMENT OF AGRICULTURE  
 Agency : OFFICE OF THE SECRETARY  
 Operating Unit : AGRICULTURAL TRAINING INSTITUTE (ATI) - RTC 6  
 Organization Code (UACS) : 50010200001  
 Funding Source Code (as clustered) : FUND CLUSTER 06 (REVOLVING FUND)

Particulars	UACS CODE	Approved Budget			Budget Utilization					Disbursements					BALANCES		
		Approved Budgeted Revenue	Adjustments (Additions, Reductions, Realignment)	Adjusted Budgeted Revenue	1st Quarter Ending March 31	2nd Quarter Ending June 30	3rd Quarter Ending Sept. 30	4th Quarter Ending Dec. 31	Total	1st Quarter Ending March 31	2nd Quarter Ending June 30	3rd Quarter Ending Sept. 30	4th Quarter Ending Dec. 31	Total	Unutilized Budget	Unpaid Utilizations (10-15) = (17+18)	
1	2	3	4	5=3+(-)4	6	7	8	9	10=(6+7+8+9)	11	12	13	14	15=(11+12+13+14)	16=(5-10)	17	18
<b>SUMMARY</b>																	
<b>A. AGENCY SPECIFIC BUDGET</b>																	
Maintenance & Other Operating Expenses		598,400.00	593,970.00	1,192,370.00	286,750.45	861,826.69	-	-	1,148,577.14	256,298.45	861,826.69	-	-	1,118,125.14	43,782.86	-	30,452.00
Utility Expenses	50204000 00																
Water Expenses	50204010 00	19,455.72	30,000.00	49,455.72	19,455.72	23,114.04			42,569.76	19,455.72	23,114.04			42,569.76	6,885.99		-
Electricity Expenses	50204020 00	114,526.56	170,000.00	284,526.56	114,526.59	163,269.83			277,796.39	114,526.56	163,269.83			277,796.39	6,730.17		-
Communication Expenses	50205010 00																
Internet Subscription Expenses	50205030 00	8,222.00	36,999.00	45,221.00	8,222.00	12,333.00			20,555.00	8,222.00	12,333.00			20,555.00	24,866.00		-
Cable, Satellite, Telegraph and Radio Expenses	50205040 00	1,100.00	4,950.00	6,050.00	1,100.00	1,650.00			2,750.00	1,100.00	1,650.00			2,750.00	3,300.00		-
General Services	50212000 00																
Other General Services	50212990 02	455,095.72	352,021.00	807,116.72	143,448.17	661,459.82			804,905.99	112,984.17	661,459.82			774,453.99	2,210.73		30,452.00
<b>GRAND TOTAL</b>		<b>598,400.00</b>	<b>593,970.00</b>	<b>1,192,370.00</b>	<b>286,750.45</b>	<b>861,826.69</b>	<b>-</b>	<b>-</b>	<b>1,148,577.14</b>	<b>256,298.45</b>	<b>861,826.69</b>	<b>-</b>	<b>-</b>	<b>1,118,125.14</b>	<b>43,782.86</b>	<b>-</b>	<b>30,452.00</b>
<b>Certified Correct:</b>			<b>Certified Correct:</b>							<b>Approved By:</b>							
 ERALDO N. BERNALDO Budget Officer			 BEA A. JSMIL Accountant							 MARY ANN A. RAMOS Center Director							
Date:			Date:							Date:							



**SUMMARY OF APPROVED BUDGET, UTILIZATIONS, DISBURSEMENTS AND BALANCES BY OBJECT OF EXPENDITURES  
(FOR OFF-BUDGETARY FUNDS)  
As at the Quarter Ending June 30, 2023**

Department : DEPARTMENT OF AGRICULTURE  
 Agency : OFFICE OF THE SECRETARY  
 Operating Unit : AGRICULTURAL TRAINING INSTITUTE (ATI)- RTC 6  
 Organization Code (UACS) : 5001020001  
 Funding Source Code (as clustered) : FUND CLUSTER 06 (REVOLVING FUND)

Particulars	UACS CODE	Approved Budget			Budget Utilization					Disbursements					BALANCES		
		Approved Budgeted Revenue	Adjustments (Additions, Reductions, Realignment)	Adjusted Budgeted Revenue	1st Quarter	2nd Quarter	3rd Quarter	4th Quarter	Total	1st Quarter	2nd Quarter	3rd Quarter	4th Quarter	Total	Unutilized Budget	Unpaid Utilizations (10-15) = (17+18)	
					Ending March 31	Ending December 31	Ending Sept. 30	Ending Dec. 31		Ending March 31	Ending December 31	Ending Sept. 30	Ending Dec. 31			Due and Demandable / Accounts Payable	Not Yet Due and Demandable
1	2	3	4	5=[3+(-)4]	6	7	8	9	10=(6+7+8+9)	11	12	13	14	15=(11+12+13+14)	16=(5-10)	17	18
<b>SUMMARY</b>																	
<b>A. AGENCY SPECIFIC BUDGET</b>																	
Maintenance & Other Operating Expenses		-	213,238.14	213,238.14	-	-	-	213,238.14	213,238.14	213,238.14	-	-	-	213,238.14	-	-	(0.00)
Water Expenses	50204010 00		225.00	225.00				225.00	225.00	225.00				225.00	-	-	(0.00)
Electricity Expenses	50204020 00		33,286.58	33,286.58				33,286.58	33,286.58	33,286.58				33,286.58	-	-	(0.00)
Internet Subscription Expenses	50205030 00		4,111.00	4,111.00				4,111.00	4,111.00	4,111.00				4,111.00	-	-	(0.00)
Cable, Satellite, Telegraph and Radio Expenses	50205040 00		550.00	550.00				550.00	550.00	550.00				550.00	-	-	(0.00)
Other General Services	50212990 02		175,066.56	175,066.56				175,066.56	175,066.56	175,066.56				175,066.56	-	-	(0.00)
<b>GRAND TOTAL</b>			<b>213,238.14</b>	<b>213,238.14</b>	<b>-</b>	<b>-</b>	<b>-</b>	<b>213,238.14</b>	<b>213,238.14</b>	<b>213,238.14</b>	<b>-</b>	<b>-</b>	<b>-</b>	<b>213,238.14</b>	<b>-</b>	<b>-</b>	<b>(0.00)</b>
<b>Certified Correct:</b>		<b>Certified Correct:</b>		<b>Approved By:</b>													
																	
ERALDGEN N. BERNALDO		BEA A. ISMIL		MARY ANN A. RAMOS													
Budget Officer		Accountant		Center Director													
Date:		Date:		Date:													





# MAY

PARTICULARS	Current Year Budget (Current Appropriations)					Prior Year's Budget										TOTAL	SUB-TOTAL	TRUST LIABILITIES					Grand Total					Balance			
	PS	MOOE	FINEX	CO	TOTAL	Prior Year's Accounts Payable (PYO)					Current Year's Accounts Payable (Continuing Apprs)							PS	MOOE	CO	TOTAL	PS	MOOE	FINEX	CO	TOTAL					
						PS	MOOE	FINEX	CO	SUB-TOTAL	PS	MOOE	FINEX	CO	SUB-TOTAL												PS		MOOE	CO	TOTAL
<b>CASH DISBURSEMENTS</b>																															
MDS Disbursements	2,062,851.51	7,008,127.99	0.00	0.00	9,070,979.50	0.00	856,298.88	0.00	0.00	856,298.88	0.00	0.00	0.00	0.00	856,298.88	9,927,278.38	0.00	0.00	0.00	0.00	2,062,851.51	7,864,426.87	0.00	0.00	0.00	9,927,278.38					
Notice of Cash Allocation (NCA)	0.00	0.00	0.00	0.00	0.00	0.00	0.00	0.00	0.00	0.00	0.00	0.00	0.00	0.00	0.00	0.00	0.00	0.00	0.00	0.00	0.00	0.00	0.00	0.00	0.00	0.00	0.00	0.00			
MDS Check Issued																															
Adverse to Debit Account																															
Notice of Transfer Allocation (NTA)	2,062,851.51	7,008,127.99	0.00	0.00	9,070,979.50	0.00	856,298.88	0.00	0.00	856,298.88	0.00	0.00	0.00	0.00	856,298.88	9,927,278.38	0.00	0.00	0.00	0.00	2,062,851.51	7,864,426.87	0.00	0.00	0.00	9,927,278.38					
MDS Check Issued	2,062,851.51	7,008,127.99			9,070,979.50		856,298.88			856,298.88					856,298.88	9,927,278.38					2,062,851.51	7,864,426.87				9,927,278.38					
Adverse to Debit Account																															
Working Fund for FAPs																															
Cash Disbursement Ceiling (CDC)																															
<b>TOTAL CASH DISBURSEMENTS</b>	<b>2,062,851.51</b>	<b>7,008,127.99</b>	<b>0.00</b>	<b>0.00</b>	<b>9,070,979.50</b>	<b>0.00</b>	<b>856,298.88</b>	<b>0.00</b>	<b>0.00</b>	<b>856,298.88</b>	<b>0.00</b>	<b>0.00</b>	<b>0.00</b>	<b>0.00</b>	<b>856,298.88</b>	<b>9,927,278.38</b>	<b>0.00</b>	<b>0.00</b>	<b>0.00</b>	<b>0.00</b>	<b>2,062,851.51</b>	<b>7,864,426.87</b>	<b>0.00</b>	<b>0.00</b>	<b>0.00</b>	<b>9,927,278.38</b>					
<b>NON-CASH DISBURSEMENTS</b>																															
Tax Reimburse Admin (TRA)	35,565.15	116,515.98			152,081.13		6,987.16			6,987.16					6,987.16	159,068.29					35,565.15	123,503.14				159,068.29					
Non-Cash Amusement Authority (NCAA)																															
Disbursements effected through outlays	0.00	0.00	0.00	0.00	0.00	0.00	0.00	0.00	0.00	0.00	0.00	0.00	0.00	0.00	0.00	0.00	0.00	0.00	0.00	0.00	0.00	0.00	0.00	0.00	0.00	0.00	0.00	0.00			
Overpayment of expenses (e.g. personal benefits)																															
Restitution for loss of government property																															
Liquidated Damages																															
Disallowance																															
and other similar items (please specify...)																															
and other similar items (please specify...)																															
and other similar items (please specify...)																															
Other	0.00	0.00	0.00	0.00	0.00	0.00	0.00	0.00	0.00	0.00	0.00	0.00	0.00	0.00	0.00	0.00	0.00	0.00	0.00	0.00	0.00	0.00	0.00	0.00	0.00	0.00	0.00	0.00			
TRF																															
STX-Doc Stamp Tax																															
and other similar items (please specify...)																															
and other similar items (please specify...)																															
and other similar items (please specify...)																															
<b>TOTAL NON-CASH DISBURSEMENTS</b>	<b>35,565.15</b>	<b>116,515.98</b>	<b>0.00</b>	<b>0.00</b>	<b>152,081.13</b>	<b>0.00</b>	<b>6,987.16</b>	<b>0.00</b>	<b>0.00</b>	<b>6,987.16</b>	<b>0.00</b>	<b>0.00</b>	<b>0.00</b>	<b>0.00</b>	<b>6,987.16</b>	<b>159,068.29</b>	<b>0.00</b>	<b>0.00</b>	<b>0.00</b>	<b>0.00</b>	<b>35,565.15</b>	<b>123,503.14</b>	<b>0.00</b>	<b>0.00</b>	<b>0.00</b>	<b>159,068.29</b>					
<b>GRAND TOTAL</b>	<b>2,098,416.66</b>	<b>7,124,643.97</b>	<b>0.00</b>	<b>0.00</b>	<b>9,223,060.63</b>	<b>0.00</b>	<b>863,286.04</b>	<b>0.00</b>	<b>0.00</b>	<b>863,286.04</b>	<b>0.00</b>	<b>0.00</b>	<b>0.00</b>	<b>0.00</b>	<b>863,286.04</b>	<b>10,086,346.67</b>	<b>0.00</b>	<b>0.00</b>	<b>0.00</b>	<b>0.00</b>	<b>2,098,416.66</b>	<b>7,987,929.01</b>	<b>0.00</b>	<b>0.00</b>	<b>0.00</b>	<b>10,086,346.67</b>					

SUMMARY:	CHECK OVER			As of Date	Previous Report					This Period					As of To Date				
	Balance From	Previous Report	This Month		Total Previous					Total This Report					Total as of				
					MDS	WF	TRA	NCAA	MDS	WF	TRA	NCAA	MDS	WF	TRA	NCAA			
<b>Total Disbursement Authorities Received</b>																			
NCA	0.00	0.00	0.00	0.00	0.00	0.00	0.00	0.00	0.00	0.00	0.00	0.00	0.00	0.00	0.00	0.00	0.00	0.00	
NTA	0.00	16,785,733.32	14,106,457.32	30,894,210.84	0.00	0.00	0.00	0.00	0.00	0.00	0.00	0.00	0.00	0.00	0.00	0.00	0.00	0.00	
Add: Notice of Transfer of Allocations (NTA) Received		16,785,733.32	14,106,457.32	30,894,210.84															
Less: Notice of Transfer of Allocations (NTA) Issued																			
Working Fund	0.00	0.00	0.00	0.00	0.00	0.00	0.00	0.00	0.00	0.00	0.00	0.00	0.00	0.00	0.00	0.00	0.00	0.00	
Released by DBM																			
Add: LFRSP Received from COGSPS (with ASB)																			
Less: LFRSP Issued by COGSPS (with ASB)																			
Add: LFRSP Received from COGSPS (without ASB)																			
Less: LFRSP Issued by COGSPS (without ASB)																			
TRA		321,343.17	159,068.29	480,411.46															
CDC		0.00	0.00	0.00															
NCAA		0.00	0.00	0.00															
<b>Total Disbursement Authorities Available</b>	<b>0.00</b>	<b>17,107,026.69</b>	<b>14,265,525.61</b>	<b>31,374,022.30</b>															
<b>Less:</b>																			
Lapsed NCA	0.00	0.00	0.00	0.00															
Disbursements**	14,444,819.49	10,246,346.47		24,531,065.96															
Less: Other Non-Cash Disbursements	0.00	0.00	0.00	0.00															
Disbursements effected through outlays	0.00	0.00	0.00	0.00															
Overpayment of expenses (e.g. personal benefits)																			
Restitution for loss of government property																			
Liquidated Damages																			
Disallowance																			
and other similar items (please specify...)																			
and other similar items (please specify...)																			
and other similar items (please specify...)																			
<b>Add/less Adjustments</b>	<b>0.00</b>	<b>0.00</b>	<b>0.00</b>	<b>0.00</b>															
<b>Adjustments on MDS Accounts</b>																			
Less: Adjustments (e.g. cancelled/trial checks)	0.00	0.00	0.00	0.00															
Replacement of Cancelled Checks/LDAP-ADA																			
please specify...																			
please specify...																			
Add: Adjustments (e.g. cancelled check/typed checks)	0.00	0.00	0.00	0.00															
Cancelled Checks/LDAP-ADA																			
Baled Checks																			
please specify...																			
Adjustments on Current Accounts	0.00	0.00	0.00																

# JUNE

PARTICULARS	Current Year Budget (Current Appropriations)					Prior Year Budget					Current Year Actuals (Actual Disbursements)					TOTAL	YTD TOTAL	YTD (COMMITMENTS)					TOTAL	REVENUE				
	FF	MOSE	WE	TRA	NCAA	FF	MOSE	WE	TRA	NCAA	FF	MOSE	WE	TRA	NCAA			FF	MOSE	WE	TRA	NCAA			FF	MOSE	WE	TRA
<b>CASH DISBURSEMENTS</b>																												
MDS Disbursements	856,365.98	11,526,500.04	0.00	0.00	12,353,366.02	1,156.43	424,101.53	0.00	818,334.56	1,343,292.72	0.00	5,678.57	0.00	0.00	5,678.57	1,349,271.29	13,602,637.31	0.00	0.00	0.00	0.00	0.00	838,822.61	11,956,280.14	0.00	818,334.56	13,602,637.31	
Notice of Cash Allocation (NCA)	0.00	0.00	0.00	0.00	0.00	0.00	0.00	0.00	0.00	0.00	0.00	0.00	0.00	0.00	0.00	0.00	0.00	0.00	0.00	0.00	0.00	0.00	0.00	0.00	0.00	0.00	0.00	0.00
MDS Check Issued																												
Adverse to Debit Account																												
Notice of Transfer Allocation (NTA)	226,965.98	11,526,500.04	0.00	0.00	12,353,366.02	1,156.43	424,101.53	0.00	818,334.56	1,343,292.72	0.00	5,678.57	0.00	0.00	5,678.57	1,349,271.29	13,602,637.31	0.00	0.00	0.00	0.00	0.00	838,822.61	11,956,280.14	0.00	818,334.56	13,602,637.31	
MDS Check Issued	826,365.98	11,526,500.04			12,353,366.02	1,156.43	424,101.53		818,334.56	1,343,292.72		5,678.57			5,678.57	1,349,271.29	13,602,637.31											
Adverse to Debit Account																												
Working Fund for PAP																												
Cash Disbursements Catalog (C-C)																												
<b>TOTAL CASH DISBURSEMENTS</b>	<b>856,365.98</b>	<b>11,526,500.04</b>	<b>0.00</b>	<b>0.00</b>	<b>12,353,366.02</b>	<b>1,156.43</b>	<b>424,101.53</b>	<b>0.00</b>	<b>818,334.56</b>	<b>1,343,292.72</b>	<b>0.00</b>	<b>5,678.57</b>	<b>0.00</b>	<b>0.00</b>	<b>5,678.57</b>	<b>1,349,271.29</b>	<b>13,602,637.31</b>	<b>0.00</b>	<b>0.00</b>	<b>0.00</b>	<b>0.00</b>	<b>0.00</b>	<b>838,822.61</b>	<b>11,956,280.14</b>	<b>0.00</b>	<b>818,334.56</b>	<b>13,602,637.31</b>	
<b>NON-CASH DISBURSEMENTS</b>																												
Tax Reimburse Advice (TRA)	35,435.09	188,254.17			221,689.26		6,487.08		54,553.64	61,042.72		321.43			321.43	61,364.15	283,053.41											
Non-Cash Advances Authority (NCAA)																												
Disbursements effected through outside de	0.00	0.00	0.00	0.00	0.00	0.00	0.00	0.00	0.00	0.00	0.00	0.00	0.00	0.00	0.00	0.00	0.00	0.00	0.00	0.00	0.00	0.00	0.00	0.00	0.00	0.00	0.00	0.00
Overpayment of expense (e.g. personal benefits)																												
Reimburse for loss of government property																												
Liability Damages																												
Delinquency																												
and other similar items (please specify)																												
and other similar items (please specify)																												
and other similar items (please specify)																												
Other	0.00	0.00	0.00	0.00	0.00	0.00	0.00	0.00	0.00	0.00	0.00	0.00	0.00	0.00	0.00	0.00	0.00	0.00	0.00	0.00	0.00	0.00	0.00	0.00	0.00	0.00	0.00	0.00
TEF																												
ETV One Step Tax																												
and other similar items (please specify)																												
and other similar items (please specify)																												
and other similar items (please specify)																												
<b>TOTAL NON-CASH DISBURSEMENTS</b>	<b>35,435.09</b>	<b>188,254.17</b>	<b>0.00</b>	<b>0.00</b>	<b>221,689.26</b>	<b>6,487.08</b>	<b>0.00</b>	<b>0.00</b>	<b>54,553.64</b>	<b>61,042.72</b>	<b>0.00</b>	<b>321.43</b>	<b>0.00</b>	<b>0.00</b>	<b>321.43</b>	<b>61,364.15</b>	<b>283,053.41</b>	<b>0.00</b>	<b>0.00</b>	<b>0.00</b>	<b>0.00</b>	<b>0.00</b>	<b>0.00</b>	<b>0.00</b>	<b>0.00</b>	<b>0.00</b>	<b>0.00</b>	
<b>GRAND TOTAL</b>	<b>891,801.07</b>	<b>11,714,754.21</b>	<b>0.00</b>	<b>0.00</b>	<b>12,575,055.28</b>	<b>1,156.43</b>	<b>424,588.61</b>	<b>0.00</b>	<b>872,888.20</b>	<b>1,404,335.44</b>	<b>0.00</b>	<b>6,000.00</b>	<b>0.00</b>	<b>0.00</b>	<b>6,000.00</b>	<b>1,410,635.44</b>	<b>13,885,690.72</b>	<b>0.00</b>	<b>0.00</b>	<b>0.00</b>	<b>0.00</b>	<b>0.00</b>	<b>838,822.61</b>	<b>12,152,560.28</b>	<b>0.00</b>	<b>818,334.56</b>	<b>13,885,690.72</b>	

SUMMARY:	Current Year Budget (Current Appropriations)		Previous Report	This Month	As at Date	Previous Report					This Period					As at To Date												
	FF	MOSE				FF	MOSE	WE	TRA	NCAA	FF	MOSE	WE	TRA	NCAA	FF	MOSE	WE	TRA	NCAA								
<b>Total Disbursement Authorities Received</b>																												
NCA	0.00	0.00			0.00																							
NTA	0.00	80,894,210.84	6,759,181.17		37,653,392.01																							
Add Notice of Transfer of Allocations (NTA) Received		80,894,210.84	6,759,181.17		37,653,392.01																							
Less Notice of Transfer of Allocations (NTA) Issued		0.00	0.00		0.00																							
Working Fund	0.00	0.00	0.00		0.00																							
Released by DEM		0.00	0.00		0.00																							
Add LKXP Released from COFSSO (with ASA)		0.00	0.00		0.00																							
Less LKXP Issued by COFSSO (with ASA)		0.00	0.00		0.00																							
Add LKXP Released from COFSSO (without ASA)		0.00	0.00		0.00																							
Less LKXP Issued by COFSSO (without ASA)		0.00	0.00		0.00																							
TEA	486,411.46	283,053.41			762,464.87																							
QDC	0.00	0.00			0.00																							
NCAA	0.00	0.00			0.00																							
<b>Total Disbursement Authorities Available</b>	<b>0.00</b>	<b>31,374,656.30</b>	<b>7,042,224.28</b>		<b>38,416,846.88</b>																							
<b>Less:</b>																												
Lapsed NCA	0.00	0.00			0.00																							
Disbursements**	24,531,166.16	13,885,690.72			38,416,846.88																							
<b>Less Other Non-Cash Disbursements</b>	<b>0.00</b>	<b>0.00</b>	<b>0.00</b>		<b>0.00</b>																							
Disbursements effected through outside de	0.00	0.00	0.00		0.00																							
Overpayment of expense (e.g. personal benefits)		0.00	0.00		0.00																							
Reimburse for loss of government property		0.00	0.00		0.00																							
Liability Damages		0.00	0.00		0.00																							
Delinquency		0.00	0.00		0.00																							
and other similar items (please specify)		0.00	0.00		0.00																							
and other similar items (please specify)		0.00	0.00		0.00																							
and other similar items (please specify)		0.00	0.00		0.00																							
<b>Adjustments on MDS Accounts</b>	<b>0.00</b>	<b>0.00</b>																										



# APRIL

PARTICULARS	Current Year Budget (Current Appropriations)					Prior Year's Budget					Current Year's Accounts Payable (Continuing Appropriations)					TOTAL	SUB-TOTAL	TRUST LIABILITIES				Grand Total					Remarks		
	PS	MOOE	FINEX	CO	TOTAL	PS	MOOE	FINEX	CO	SUB-TOTAL	PS	MOOE	FINEX	CO	SUB-TOTAL			PS	MOOE	CO	TOTAL	PS	MOOE	FINEX	CO	TOTAL			
	2	3	4	5	6=(2+3+4+5)	7	8	9	10	11=(7+8+9+10)	12	13	14	15	16=(12+13+14+15)			17	18=(17+18)	19	20	21	22=(19+20+21)	23	24	25		26	27=(23+24+25+26)
<b>CASH DISBURSEMENTS</b>																													
MDS Disbursements	0.00	846,628.17		0.00	846,628.17	0.00	0.00	0.00	0.00	0.00	0.00	0.00	0.00	0.00	0.00	846,628.17		0.00	0.00	0.00	0.00	0.00	0.00	0.00	0.00	0.00	846,628.17		
Notice of Cash Allocation (NCA)	0.00	0.00		0.00	0.00	0.00	0.00	0.00	0.00	0.00	0.00	0.00	0.00	0.00	0.00	0.00		0.00	0.00	0.00	0.00	0.00	0.00	0.00	0.00	0.00	0.00	0.00	
MDS Check Issued					0.00					0.00					0.00												0.00		
Advise to Debit Account					0.00					0.00					0.00												0.00		
Notice of Transfer Allocation (NTA)	0.00	846,628.17		0.00	846,628.17	0.00	0.00	0.00	0.00	0.00	0.00	0.00	0.00	0.00	0.00	846,628.17		0.00	0.00	0.00	0.00	0.00	0.00	0.00	0.00	0.00	846,628.17		
MDS Check Issued					0.00					0.00					0.00												0.00		
Advise to Debit Account					0.00					0.00					0.00												0.00		
Working Fund for PAPs					0.00					0.00					0.00												0.00		
Cash Disbursement Ceilina (CDC)					0.00					0.00					0.00												0.00		
<b>TOTAL CASH DISBURSEMENTS</b>	<b>0.00</b>	<b>846,628.17</b>		<b>0.00</b>	<b>846,628.17</b>	<b>0.00</b>	<b>0.00</b>	<b>0.00</b>	<b>0.00</b>	<b>0.00</b>	<b>0.00</b>	<b>0.00</b>	<b>0.00</b>	<b>0.00</b>	<b>0.00</b>	<b>846,628.17</b>		<b>0.00</b>	<b>0.00</b>	<b>0.00</b>	<b>0.00</b>	<b>0.00</b>	<b>0.00</b>	<b>0.00</b>	<b>0.00</b>	<b>0.00</b>	<b>846,628.17</b>		
<b>NON-CASH DISBURSEMENTS</b>																													
Tax Remittance Advice (TRA)		36,356.24			36,356.24					0.00					0.00												36,356.24		
Non-Cash Availment Authority (NCAA)					0.00					0.00					0.00												0.00		
Disbursements effected through outside doc	0.00	0.00		0.00	0.00	0.00	0.00	0.00	0.00	0.00	0.00	0.00	0.00	0.00	0.00	0.00		0.00	0.00	0.00	0.00	0.00	0.00	0.00	0.00	0.00	0.00	0.00	
Overpayment of expenses (e.g. personal benefits)					0.00					0.00					0.00												0.00		
Restitution for loss of government property					0.00					0.00					0.00												0.00		
Liquidated Damages					0.00					0.00					0.00												0.00		
Disallowance					0.00					0.00					0.00												0.00		
and other similar items (please specify...)					0.00					0.00					0.00												0.00		
and other similar items (please specify...)					0.00					0.00					0.00												0.00		
and other similar items (please specify...)					0.00					0.00					0.00												0.00		
Others	0.00	0.00		0.00	0.00	0.00	0.00	0.00	0.00	0.00	0.00	0.00	0.00	0.00	0.00	0.00		0.00	0.00	0.00	0.00	0.00	0.00	0.00	0.00	0.00	0.00	0.00	
TEF					0.00					0.00					0.00												0.00		
BTY Doc Stamp Tax					0.00					0.00					0.00												0.00		
and other similar items (please specify...)					0.00					0.00					0.00												0.00		
and other similar items (please specify...)					0.00					0.00					0.00												0.00		
and other similar items (please specify...)					0.00					0.00					0.00												0.00		
<b>TOTAL NON-CASH DISBURSEMENTS</b>	<b>0.00</b>	<b>36,356.24</b>		<b>0.00</b>	<b>36,356.24</b>	<b>0.00</b>	<b>0.00</b>	<b>0.00</b>	<b>0.00</b>	<b>0.00</b>	<b>0.00</b>	<b>0.00</b>	<b>0.00</b>	<b>0.00</b>	<b>0.00</b>	<b>36,356.24</b>		<b>0.00</b>	<b>0.00</b>	<b>0.00</b>	<b>0.00</b>	<b>0.00</b>	<b>0.00</b>	<b>0.00</b>	<b>0.00</b>	<b>0.00</b>	<b>36,356.24</b>		
<b>GRAND TOTAL</b>	<b>0.00</b>	<b>882,984.41</b>		<b>0.00</b>	<b>882,984.41</b>	<b>0.00</b>	<b>0.00</b>	<b>0.00</b>	<b>0.00</b>	<b>0.00</b>	<b>0.00</b>	<b>0.00</b>	<b>0.00</b>	<b>0.00</b>	<b>0.00</b>	<b>882,984.41</b>		<b>0.00</b>	<b>0.00</b>	<b>0.00</b>	<b>0.00</b>	<b>0.00</b>	<b>0.00</b>	<b>0.00</b>	<b>0.00</b>	<b>0.00</b>	<b>882,984.41</b>		

SUMMARY:	CURR OVR	Previous Report	This Month	As of Date	Previous Report					This Period					As of To Date																
					Total					Total This					Total as of to																
					Report	MDS	WF	TRA	NCAA	Report	MDS	WF	TRA	NCAA	date	MDS	WF	TRA	NCAA												
<b>Total Disbursement Authorities Received</b>																															
NCA		0.00		0.00																											
NTA	0.00	570,000.00		910,111.09	1,480,111.09																										
Add: Notice of Transfer of Allocation (NTA) Received				910,111.09	1,480,111.09																										
Less: Notice of Transfer of Allocation (NTA) Issued		0.00		0.00	0.00																										
Working Fund	0.00	0.00		0.00	0.00																										
Released by DBM					0.00																										
Add: LP/OP Received from CO/PSO (with ASA)					0.00																										
Less: LP/OP Issued by CO/PSO (with ASA)					0.00																										
Add: LP/OP Received from CO/PSO (without ASA)					0.00																										
Less: LP/OP Issued by CO/PSO (without ASA)					0.00																										
TRA		13,156.49		36,356.24	49,512.73																										
CDC		0.00		0.00	0.00																										
NCAA		0.00		0.00	0.00																										
<b>Total Disbursement Authorities Available</b>	<b>0.00</b>	<b>583,156.49</b>		<b>946,467.33</b>	<b>1,529,623.82</b>																										
<b>Less:</b>																															
Latest NCA		0.00		0.00	0.00																										
Disbursements**		583,156.49		882,984.41	1,466,140.90																										
<b>Less: Other Non-Cash Disbursements</b>	<b>0.00</b>	<b>0.00</b>		<b>0.00</b>	<b>0.00</b>																										
Disbursements effected through outright deductions fro	0.00	0.00		0.00	0.00																										
Overpayment of expenses (e.g. personal benefits)					0.00					0.00					0.00																
Restitution for loss of government property					0.00					0.00					0.00																
Liquidated Damages					0.00					0.00					0.00																
Disallowance					0.00					0.00					0.00																
and other similar items (please specify...)					0.00					0.00					0.00																
and other similar items (please specify...)																															







# APRIL

PARTICULARS	Current Year Budget (Current Appropriations)					Prior Year's Budget										TRUST LIABILITIES					Grand Total					Remarks		
	Current Year Budget (Current Appropriations)					Prior Year's Accounts Payable (FY0)					Current Year's Accounts Payable (Continuing Appropri)					TOTAL	SUB-TOTAL				Grand Total							
	PS	MOOE	FINEX	CO	TOTAL	PS	MOOE	FINEX	CO	SUB-TOTAL	PS	MOOE	FINEX	CO	SUB-TOTAL	17=(11-16)	18=(6+17)	19	20	21	22=(19+20+21)	23	24	25	26		27=(23+24+25+26)	28
<b>CASH DISBURSEMENTS</b>																												
MDS Disbursements	0.00	0.00	0.00	0.00	0.00	0.00	0.00	0.00	0.00	0.00	0.00	0.00	0.00	0.00	0.00	0.00	0.00	0.00	0.00	0.00	0.00	0.00	0.00	0.00	0.00	0.00	0.00	0.00
Notice of Cash Allocation (NCA)	0.00	0.00	0.00	0.00	0.00	0.00	0.00	0.00	0.00	0.00	0.00	0.00	0.00	0.00	0.00	0.00	0.00	0.00	0.00	0.00	0.00	0.00	0.00	0.00	0.00	0.00	0.00	0.00
MDS Check Issued	0.00	0.00	0.00	0.00	0.00	0.00	0.00	0.00	0.00	0.00	0.00	0.00	0.00	0.00	0.00	0.00	0.00	0.00	0.00	0.00	0.00	0.00	0.00	0.00	0.00	0.00	0.00	0.00
Advise to Debit Account	0.00	0.00	0.00	0.00	0.00	0.00	0.00	0.00	0.00	0.00	0.00	0.00	0.00	0.00	0.00	0.00	0.00	0.00	0.00	0.00	0.00	0.00	0.00	0.00	0.00	0.00	0.00	0.00
Notice of Transfer Allocation (NTA)	0.00	0.00	0.00	0.00	0.00	0.00	0.00	0.00	0.00	0.00	0.00	0.00	0.00	0.00	0.00	0.00	0.00	0.00	0.00	0.00	0.00	0.00	0.00	0.00	0.00	0.00	0.00	0.00
MDS Check Issued	0.00	0.00	0.00	0.00	0.00	0.00	0.00	0.00	0.00	0.00	0.00	0.00	0.00	0.00	0.00	0.00	0.00	0.00	0.00	0.00	0.00	0.00	0.00	0.00	0.00	0.00	0.00	0.00
Advise to Debit Account	0.00	0.00	0.00	0.00	0.00	0.00	0.00	0.00	0.00	0.00	0.00	0.00	0.00	0.00	0.00	0.00	0.00	0.00	0.00	0.00	0.00	0.00	0.00	0.00	0.00	0.00	0.00	0.00
Worksite Fund for FAPs	0.00	0.00	0.00	0.00	0.00	0.00	0.00	0.00	0.00	0.00	0.00	0.00	0.00	0.00	0.00	0.00	0.00	0.00	0.00	0.00	0.00	0.00	0.00	0.00	0.00	0.00	0.00	0.00
Cash Disbursement Certs (CDC)	0.00	0.00	0.00	0.00	0.00	0.00	0.00	0.00	0.00	0.00	0.00	0.00	0.00	0.00	0.00	0.00	0.00	0.00	0.00	0.00	0.00	0.00	0.00	0.00	0.00	0.00	0.00	0.00
<b>TOTAL CASH DISBURSEMENTS</b>	0.00	0.00	0.00	0.00	0.00	0.00	0.00	0.00	0.00	0.00	0.00	0.00	0.00	0.00	0.00	0.00	0.00	0.00	0.00	0.00	0.00	0.00	0.00	0.00	0.00	0.00	0.00	0.00
<b>NON-CASH DISBURSEMENTS</b>																												
Tax Refund Advice (TRA)	0.00	0.00	0.00	0.00	0.00	0.00	0.00	0.00	0.00	0.00	0.00	0.00	0.00	0.00	0.00	0.00	0.00	0.00	0.00	0.00	0.00	0.00	0.00	0.00	0.00	0.00	0.00	0.00
Non-Cash Advicement Authority (NCAA)	0.00	0.00	0.00	0.00	0.00	0.00	0.00	0.00	0.00	0.00	0.00	0.00	0.00	0.00	0.00	0.00	0.00	0.00	0.00	0.00	0.00	0.00	0.00	0.00	0.00	0.00	0.00	0.00
Disbursements effected through outlast checks	0.00	0.00	0.00	0.00	0.00	0.00	0.00	0.00	0.00	0.00	0.00	0.00	0.00	0.00	0.00	0.00	0.00	0.00	0.00	0.00	0.00	0.00	0.00	0.00	0.00	0.00	0.00	0.00
Overpayment of expenses (e.g. personal benefits)	0.00	0.00	0.00	0.00	0.00	0.00	0.00	0.00	0.00	0.00	0.00	0.00	0.00	0.00	0.00	0.00	0.00	0.00	0.00	0.00	0.00	0.00	0.00	0.00	0.00	0.00	0.00	0.00
Restitution for loss of government property	0.00	0.00	0.00	0.00	0.00	0.00	0.00	0.00	0.00	0.00	0.00	0.00	0.00	0.00	0.00	0.00	0.00	0.00	0.00	0.00	0.00	0.00	0.00	0.00	0.00	0.00	0.00	0.00
Liquidated Damages	0.00	0.00	0.00	0.00	0.00	0.00	0.00	0.00	0.00	0.00	0.00	0.00	0.00	0.00	0.00	0.00	0.00	0.00	0.00	0.00	0.00	0.00	0.00	0.00	0.00	0.00	0.00	0.00
Disallowance	0.00	0.00	0.00	0.00	0.00	0.00	0.00	0.00	0.00	0.00	0.00	0.00	0.00	0.00	0.00	0.00	0.00	0.00	0.00	0.00	0.00	0.00	0.00	0.00	0.00	0.00	0.00	0.00
and other similar items (please specify...)	0.00	0.00	0.00	0.00	0.00	0.00	0.00	0.00	0.00	0.00	0.00	0.00	0.00	0.00	0.00	0.00	0.00	0.00	0.00	0.00	0.00	0.00	0.00	0.00	0.00	0.00	0.00	0.00
and other similar items (please specify...)	0.00	0.00	0.00	0.00	0.00	0.00	0.00	0.00	0.00	0.00	0.00	0.00	0.00	0.00	0.00	0.00	0.00	0.00	0.00	0.00	0.00	0.00	0.00	0.00	0.00	0.00	0.00	0.00
and other similar items (please specify...)	0.00	0.00	0.00	0.00	0.00	0.00	0.00	0.00	0.00	0.00	0.00	0.00	0.00	0.00	0.00	0.00	0.00	0.00	0.00	0.00	0.00	0.00	0.00	0.00	0.00	0.00	0.00	0.00
Others	0.00	0.00	0.00	0.00	0.00	0.00	0.00	0.00	0.00	0.00	0.00	0.00	0.00	0.00	0.00	0.00	0.00	0.00	0.00	0.00	0.00	0.00	0.00	0.00	0.00	0.00	0.00	0.00
TEP	0.00	0.00	0.00	0.00	0.00	0.00	0.00	0.00	0.00	0.00	0.00	0.00	0.00	0.00	0.00	0.00	0.00	0.00	0.00	0.00	0.00	0.00	0.00	0.00	0.00	0.00	0.00	0.00
FTI Doc Status Trc	0.00	0.00	0.00	0.00	0.00	0.00	0.00	0.00	0.00	0.00	0.00	0.00	0.00	0.00	0.00	0.00	0.00	0.00	0.00	0.00	0.00	0.00	0.00	0.00	0.00	0.00	0.00	0.00
and other similar items (please specify...)	0.00	0.00	0.00	0.00	0.00	0.00	0.00	0.00	0.00	0.00	0.00	0.00	0.00	0.00	0.00	0.00	0.00	0.00	0.00	0.00	0.00	0.00	0.00	0.00	0.00	0.00	0.00	0.00
and other similar items (please specify...)	0.00	0.00	0.00	0.00	0.00	0.00	0.00	0.00	0.00	0.00	0.00	0.00	0.00	0.00	0.00	0.00	0.00	0.00	0.00	0.00	0.00	0.00	0.00	0.00	0.00	0.00	0.00	0.00
and other similar items (please specify...)	0.00	0.00	0.00	0.00	0.00	0.00	0.00	0.00	0.00	0.00	0.00	0.00	0.00	0.00	0.00	0.00	0.00	0.00	0.00	0.00	0.00	0.00	0.00	0.00	0.00	0.00	0.00	0.00
<b>TOTAL NON-CASH DISBURSEMENTS</b>	0.00	0.00	0.00	0.00	0.00	0.00	0.00	0.00	0.00	0.00	0.00	0.00	0.00	0.00	0.00	0.00	0.00	0.00	0.00	0.00	0.00	0.00	0.00	0.00	0.00	0.00	0.00	0.00
<b>GRAND TOTAL</b>	0.00	0.00	0.00	0.00	0.00	0.00	0.00	0.00	0.00	0.00	0.00	0.00	0.00	0.00	0.00	0.00	0.00	0.00	0.00	0.00	0.00	0.00	0.00	0.00	0.00	0.00	0.00	0.00

SUMMARY:	CARRY OVER			As of Date				Previous Report				This Period				As of To Date			
	Current	Previous Report	This Month	Total	MDS	WF	TRA	NCAA	Total	MDS	WF	TRA	NCAA	Total	MDS	WF	TRA	NCAA	
<b>Total Disbursement Authorities Received</b>																			
NCA		0.00	0.00	0.00	0.00	0.00	0.00	0.00	0.00	0.00	0.00	0.00	0.00	0.00	0.00	0.00	0.00	0.00	
NTA	0.00	10,680,000.00	0.00	10,680,000.00	0.00	0.00	0.00	0.00	0.00	0.00	0.00	0.00	0.00	0.00	0.00	0.00	0.00	0.00	
Add: Notice of Transfer of Allocations (NTA) Received																			
Less: Notice of Transfer of Allocations (NTA) Issued																			
Working Fund	0.00	0.00	0.00	0.00	0.00	0.00	0.00	0.00	0.00	0.00	0.00	0.00	0.00	0.00	0.00	0.00	0.00	0.00	
Released by DBM	0.00	0.00	0.00	0.00	0.00	0.00	0.00	0.00	0.00	0.00	0.00	0.00	0.00	0.00	0.00	0.00	0.00	0.00	
Add: LP/OP Received from CO/PSO (with ASA)																			
Less: LP/OP Issued by CO/PSO (with ASA)																			
Add: LP/OP Received from CO/PSO (without ASA)																			
Less: LP/OP Issued by CO/PSO (without ASA)																			
TRA	0.00	0.00	9,076.97	9,076.97	0.00	0.00	0.00	0.00	0.00	0.00	0.00	0.00	0.00	0.00	0.00	0.00	0.00	0.00	
CDC	0.00	0.00	0.00	0.00	0.00	0.00	0.00	0.00	0.00	0.00	0.00	0.00	0.00	0.00	0.00	0.00	0.00	0.00	
NCAA	0.00	0.00	0.00	0.00	0.00	0.00	0.00	0.00	0.00	0.00	0.00	0.00	0.00	0.00	0.00	0.00	0.00	0.00	
<b>Total Disbursement Authorities Available</b>	0.00	10,680,000.00	9,076.97	10,689,076.97	0.00	0.00	0.00	0.00	0.00	0.00	0.00	0.00	0.00	0.00	0.00	0.00	0.00	0.00	
<b>Less:</b>																			
Lapsed NCA	0.00	0.00	0.00	0.00	0.00	0.00	0.00	0.00	0.00	0.00	0.00	0.00	0.00	0.00	0.00	0.00	0.00	0.00	
Disbursements**	0.00	281,923.37	544,676.20	826,599.57	0.00	0.00	0.00	0.00	0.00	0.00	0.00	0.00	0.00	0.00	0.00	0.00	0.00	0.00	
Disbursements effected through outlast deductions from	0.00	0.00	0.00	0.00	0.00	0.00	0.00	0.00	0.00	0.00	0.00	0.00	0.00	0.00	0.00	0.00	0.00	0.00	
Overpayment of expenses (e.g. personal benefits)																			
Restitution for loss of government property																			
Liquidated Damages																			
Disallowance																			
and other similar items (please specify...)																			
and other similar items (please specify...)																			
and other similar items (please specify...)																			





# JUNE

PARTICULARS	Current Year Budget (Current Appropriations)					Prior Year's Budget										TOTAL	SUB-TOTAL	TRUST LIABILITIES					TOTAL	PS	MOOE	FINEX	CO	TOTAL	Remarks		
	PS	MOOE	FINEX	CO	TOTAL	Prior Year's Accounts Payable (PYA)					Current Year's Accounts Payable (Compliance Amount)							PS	MOOE	FINEX	CO	TOTAL									
						PS	MOOE	FINEX	CO	SUB-TOTAL	PS	MOOE	FINEX	CO	SUB-TOTAL																
<b>CASH DISBURSEMENTS</b>																															
MDS Disbursements	0.00	0.00	0.00	0.00	0.00	0.00	0.00	0.00	0.00	0.00	0.00	0.00	0.00	0.00	0.00	0.00	0.00	0.00	0.00	0.00	0.00	0.00	0.00	0.00	0.00	0.00	0.00	0.00	0.00	0.00	
Notice of Cash Allocation (NCA)	0.00	0.00	0.00	0.00	0.00	0.00	0.00	0.00	0.00	0.00	0.00	0.00	0.00	0.00	0.00	0.00	0.00	0.00	0.00	0.00	0.00	0.00	0.00	0.00	0.00	0.00	0.00	0.00	0.00	0.00	
MDS Check Issued					0.00					0.00					0.00					0.00					0.00					0.00	
Advice to Debit Account					0.00					0.00					0.00					0.00					0.00					0.00	
Notice of Transfer Allocation (NTA)	0.00	0.00	0.00	0.00	0.00	0.00	0.00	0.00	0.00	0.00	0.00	0.00	0.00	0.00	0.00	0.00	0.00	0.00	0.00	0.00	0.00	0.00	0.00	0.00	0.00	0.00	0.00	0.00	0.00	0.00	
MDS Check Issued					0.00					0.00					0.00					0.00					0.00					0.00	
Advice to Debit Account					0.00					0.00					0.00					0.00					0.00					0.00	
Working Fund for FAFs					0.00					0.00					0.00					0.00					0.00					0.00	
Cash Disbursement Calling (CDC)					0.00					0.00					0.00					0.00					0.00					0.00	
<b>TOTAL CASH DISBURSEMENTS</b>	<b>0.00</b>	<b>0.00</b>	<b>0.00</b>	<b>0.00</b>	<b>0.00</b>	<b>0.00</b>	<b>0.00</b>	<b>0.00</b>	<b>0.00</b>	<b>0.00</b>	<b>0.00</b>	<b>0.00</b>	<b>0.00</b>	<b>0.00</b>	<b>0.00</b>	<b>0.00</b>	<b>0.00</b>	<b>0.00</b>	<b>0.00</b>	<b>0.00</b>	<b>0.00</b>	<b>0.00</b>	<b>0.00</b>	<b>0.00</b>	<b>0.00</b>	<b>0.00</b>	<b>0.00</b>	<b>0.00</b>	<b>0.00</b>	<b>0.00</b>	
<b>NON-CASH DISBURSEMENTS</b>																															
Tax Remittance Advice (TRA)					0.00					0.00					0.00					0.00					0.00					0.00	
Non-Cash Availment Authority (NCAA)					0.00					0.00					0.00					0.00					0.00					0.00	
Disbursements effected through outright ded	0.00	0.00	0.00	0.00	0.00	0.00	0.00	0.00	0.00	0.00	0.00	0.00	0.00	0.00	0.00	0.00	0.00	0.00	0.00	0.00	0.00	0.00	0.00	0.00	0.00	0.00	0.00	0.00	0.00	0.00	
Overpayment of expenses (e.g. personal benefits)					0.00					0.00					0.00					0.00					0.00					0.00	
Restitution for loss of government property					0.00					0.00					0.00					0.00					0.00					0.00	
Liquidated Damages					0.00					0.00					0.00					0.00					0.00					0.00	
Disallowance					0.00					0.00					0.00					0.00					0.00					0.00	
and other similar items (please specify...)					0.00					0.00					0.00					0.00					0.00					0.00	
and other similar items (please specify...)					0.00					0.00					0.00					0.00					0.00					0.00	
and other similar items (please specify...)					0.00					0.00					0.00					0.00					0.00					0.00	
Others	0.00	0.00	0.00	0.00	0.00	0.00	0.00	0.00	0.00	0.00	0.00	0.00	0.00	0.00	0.00	0.00	0.00	0.00	0.00	0.00	0.00	0.00	0.00	0.00	0.00	0.00	0.00	0.00	0.00	0.00	
TRF					0.00					0.00					0.00					0.00					0.00					0.00	
DTY Doc Stamp Tax					0.00					0.00					0.00					0.00					0.00					0.00	
and other similar items (please specify...)					0.00					0.00					0.00					0.00					0.00					0.00	
and other similar items (please specify...)					0.00					0.00					0.00					0.00					0.00					0.00	
and other similar items (please specify...)					0.00					0.00					0.00					0.00					0.00					0.00	
<b>TOTAL NON-CASH DISBURSEMENTS</b>	<b>0.00</b>	<b>0.00</b>	<b>0.00</b>	<b>0.00</b>	<b>0.00</b>	<b>0.00</b>	<b>0.00</b>	<b>0.00</b>	<b>0.00</b>	<b>0.00</b>	<b>0.00</b>	<b>0.00</b>	<b>0.00</b>	<b>0.00</b>	<b>0.00</b>	<b>0.00</b>	<b>0.00</b>	<b>0.00</b>	<b>0.00</b>	<b>0.00</b>	<b>0.00</b>	<b>0.00</b>	<b>0.00</b>	<b>0.00</b>	<b>0.00</b>	<b>0.00</b>	<b>0.00</b>	<b>0.00</b>	<b>0.00</b>	<b>0.00</b>	
<b>GRAND TOTAL</b>	<b>0.00</b>	<b>0.00</b>	<b>0.00</b>	<b>0.00</b>	<b>0.00</b>	<b>0.00</b>	<b>0.00</b>	<b>0.00</b>	<b>0.00</b>	<b>0.00</b>	<b>0.00</b>	<b>0.00</b>	<b>0.00</b>	<b>0.00</b>	<b>0.00</b>	<b>0.00</b>	<b>0.00</b>	<b>0.00</b>	<b>0.00</b>	<b>0.00</b>	<b>0.00</b>	<b>0.00</b>	<b>0.00</b>	<b>0.00</b>	<b>0.00</b>	<b>0.00</b>	<b>0.00</b>	<b>0.00</b>	<b>0.00</b>	<b>0.00</b>	

PARTICULARS	Balance from			As at Date			Previous Report					This Period					As of To Date													
	PS	MOOE	FINEX	CO	TOTAL	PS	MOOE	FINEX	CO	TOTAL	PS	MOOE	FINEX	CO	TOTAL	PS	MOOE	FINEX	CO	TOTAL	PS	MOOE	FINEX	CO	TOTAL					
																										Report	MDS	TRF	NCAA	to date
<b>Total Disbursement Authorities Received</b>																														
NCA					0.00					0.00					0.00					0.00					0.00					0.00
NTA	0.00	10,680,000.00	0.00	0.00	10,680,000.00					10,680,000.00					10,680,000.00					10,680,000.00					10,680,000.00					10,680,000.00
Add: Notice of Transfer of Allocations (NTA) Received					10,680,000.00					10,680,000.00					10,680,000.00					10,680,000.00					10,680,000.00					10,680,000.00
Less: Notice of Transfer of Allocations (NTA) Issued					0.00					0.00					0.00					0.00					0.00					0.00
Working Fund	0.00			0.00	0.00					0.00					0.00					0.00					0.00					0.00
Released by DBM					0.00					0.00					0.00					0.00					0.00					0.00
Add: LP/GP Received from CO/PSO (with ASA)					0.00					0.00					0.00					0.00					0.00					0.00
Less: LP/GP Issued by CO/PSO (with ASA)					0.00					0.00					0.00					0.00					0.00					0.00
Add: LP/GP Received from CO/PSO (without ASA)					0.00					0.00					0.00					0.00					0.00					0.00
Less: LP/GP Issued by CO/PSO (without ASA)					0.00					0.00					0.00					0.00					0.00					0.00
TRA					0.00					0.00					0.00					0.00					0.00					0.00
CDC					0.00					0.00					0.00					0.00					0.00					0.00
NCAA					0.00					0.00					0.00					0.00					0.00					0.00
<b>Total Disbursement Authorities Available</b>	<b>0.00</b>	<b>10,680,000.00</b>	<b>0.00</b>	<b>0.00</b>	<b>10,680,000.00</b>					<b>10,680,000.00</b>					<b>10,680,000.00</b>					<b>10,680,000.00</b>					<b>10,680,000.00</b>					<b>10,680,000.00</b>
<b>Less:</b>																														
Lapsed NCA					0.00					0.00					0.00					0.00					0.00					0.00
Disbursements**	0.00	1,998,420.28	0.00	0.00	2,696,909.65					2,696,909.65					2,696,909.65					2,696,909.65					2,696,909.65					2,696,909.65
Less: Other Non-Cash Disbursements					0.00					0.00					0.00					0.00					0.00					0.00
Disbursements effected through outright deductions from	0.00				0.00					0.00					0.00					0.00					0.00					0.00
Overpayment of expenses (e.g. personal benefits)					0.00					0.00					0.00					0.00					0.00					0.00
Restitution for loss of government property					0.00					0.00					0.00					0.00					0.00					0.00
Liquidated Damages					0.00					0.00					0.00					0.00					0.00					0.00
Disallowance					0.00					0.00					0.00					0.00					0.00					0.00
and other similar items (please specify...)					0.00					0.00					0.00					0.00					0.00					0.00
and other similar items (please specify...)																														



QUARTERLY REPORT OF REVENUE AND OTHER RECEIPTS  
As at the Quarter Ending June 30, 2023

Department : DEPARTMENT OF AGRICULTURE  
 Agency : OFFICE OF THE SECRETARY  
 Operating Unit : AGRICULTURAL TRAINING INSTITUTE - REGION 6  
 Organization Code (UACS) : 0500102000001  
 Funding Source Code (as clustered) : FUND CLUSTER 06 - BUSINESS RELATED/REVOLVING FUND

CLASSIFICATION / SOURCES OF REVENUE AND OTHER RECEIPTS	UACS Code	REVENUE TARGET (Annual)	ACTUAL REVENUE AND OTHER RECEIPTS COLLECTIONS					CUMULATIVE REMITTANCE / DEPOSITS TO DATE			VARIANCE		REMARKS
			1st Quarter	2nd Quarter	3rd Quarter	4th Quarter	TOTAL	Remittance to BTr	Deposited with AGDB	TOTAL	AMOUNT	%	
1	2	3	4	5	6	7	8=(4+5+6+7)	9	10	11=(9+10)	12=(8-3)	13=(12/3)	14
A. Regular Agency Fund (Fund Cluster Code 01)													
A.1. Revenue Collections													
A.1.1 Cash Revenue													
Income from Hostels/Dormitories and Other Like Facilities	40202130 00		598,400.00	593,970.00			1,192,370.00		1,192,370.00	1,192,370.00	1,192,370.00	#DIV/0!	
<b>TOTAL</b>		-	598,400.00	593,970.00	-	-	1,192,370.00	-	1,192,370.00	1,192,370.00	1,192,370.00		

Certified Correct :

  
**BEA A. ISMAIL**  
 Accountant I

Approved By :

  
**MARY ANN A. RAMOS**  
 Center Director