





Department : Department of Agriculture (DA)  
 Agency/Entity : Office of the Secretary  
 Operating Unit : Agricultural Training Inst RTG 06  
 Organization Code (UACB): 05 001 0200001  
 Fund Cluster : 01 - Regular Agency Fund

X	Current Year Appropriations
	Supplemental Appropriations
	Continuing Appropriations

Particulars	UACB Code	Allotments					Current Year Obligations										Current Year Disbursements										Balances			
		Allotments Received	Adjustments (Reductions, Modifications, Augmentations)	Transfer To	Transfer From	Adjusted Total Allotments	1st Quarter		3rd Quarter			4th Quarter	Total	1st Quarter		2nd Quarter			3rd Quarter			4th Quarter	Total	Unreleased Appropriations	Unobligated Allotment	Unpaid Obligations				
							Ending Mar. 31	Ending June 30	July	August	September	Ending Sept. 30		Ending Dec. 31	Ending Mar. 31	April	May	June	Ending June 30	July	August	September				Ending Sept. 30	Ending Dec. 31	(15-20) = (23+24)	Due and Demandable	Not Yet Due and Demandable
1	2	3	4	5	6	7	8	9	10	11	12	13	14	15	16	17	18	19	20	21	22	23	24	25	26	27	28			
			ADJUSTMENT	Regional Activity	National Activity																									
<b>II. Automatic Appropriations</b>		10,600,000.00				529,806.25	11,129,806.25	1,943,695.70	5,799,845.56	388,654.33	346,320.91	1,574,396.32	2,309,371.56	-	10,052,912.82	527,548.57	882,984.41	1,306,870.11	2,029,520.09	4,219,374.61	1,113,743.12	1,361,712.23	1,758,804.84	4,234,260.19	6,981,183.37	-	1,076,893.43	-	1,071,729.45	
RICE COMPETITIVENESS ENHANCEMENT	5.106E+14	10,600,000.00				529,806.25	11,129,806.25	1,943,695.70	5,799,845.56	388,654.33	346,320.91	1,574,396.32	2,309,371.56	-	10,052,912.82	527,548.57	882,984.41	1,306,870.11	2,029,520.09	4,219,374.61	1,113,743.12	1,361,712.23	1,758,804.84	4,234,260.19	6,981,183.37	-	1,076,893.43	-	1,071,729.45	
MOOE	5.02E+09	10,600,000.00				529,806.25	11,129,806.25	1,943,695.70	5,799,845.56	388,654.33	346,320.91	1,574,396.32	2,309,371.56	-	10,052,912.82	527,548.57	882,984.41	1,306,870.11	2,029,520.09	4,219,374.61	1,113,743.12	1,361,712.23	1,758,804.84	4,234,260.19	6,981,183.37	-	1,076,893.43	-	1,071,729.45	
Traveling Expenses - Local	5.02E+09	425,000.00				-	425,000.00	-	35,348.56	10,587.48	28,201.41	102,898.96	141,697.85	-	176,846.41	-	-	19,479.56	5,232.00	24,711.56	21,034.48	28,201.41	89,676.96	138,912.85	-	163,624.41	-	248,153.59	-	13,222.00
Training Expenses	5.02E+09	8,309,040.00				529,806.25	8,838,846.25	1,795,238.58	4,914,697.00	378,056.85	168,119.50	1,240,612.86	1,786,789.21	-	8,456,724.79	426,025.65	685,250.21	1,037,390.55	1,774,288.09	3,436,928.89	892,708.64	1,233,510.82	1,388,243.38	3,514,462.84	-	7,436,217.34	-	342,121.46	-	1,058,507.45
Other Professional Services	5.021E+09	415,960.00				-	415,960.00	148,457.12	-	-	-	80,884.50	80,884.50	-	229,341.62	100,722.92	47,734.20	-	47,734.20	-	-	-	80,884.50	80,884.50	-	229,341.62	-	186,618.38	-	-
Donations	5.03E+09	1,450,000.00				-	1,450,000.00	-	850,000.00	-	150,000.00	150,000.00	300,000.00	-	1,150,000.00	-	150,000.00	250,000.00	250,000.00	650,000.00	200,000.00	100,000.00	200,000.00	500,000.00	-	1,150,000.00	-	300,000.00	-	-
<b>GRAND TOTAL</b>		10,600,000.00				529,806.25	11,129,806.25	1,943,695.70	5,799,845.56	388,654.33	346,320.91	1,574,396.32	2,309,371.56	-	10,052,912.82	527,548.57	882,984.41	1,306,870.11	2,029,520.09	4,219,374.61	1,113,743.12	1,361,712.23	1,758,804.84	4,234,260.19	6,981,183.37	-	1,076,893.43	-	1,071,729.45	
PS																														
MOOE		10,600,000.00				529,806.25	11,129,806.25	1,943,695.70	5,799,845.56	388,654.33	346,320.91	1,574,396.32	2,309,371.56	-	10,052,912.82	527,548.57	882,984.41	1,306,870.11	2,029,520.09	4,219,374.61	1,113,743.12	1,361,712.23	1,758,804.84	4,234,260.19	6,981,183.37	-	1,076,893.43	-	1,071,729.45	
FinEX																														
CC																														
		0		0		0		0		0		0																		

Certified Correct:

  
 ERALDO N. BERNALDO, CPA  
 Budget-Designate

  
 BEA A. ISMIL, CPA  
 Accountant I

Approved by:

  
 MARY ANN A. RAMOS  
 Center Director

Department : Department of Agriculture (DA)  
Agency/Entity : Office of the Secretary  
Operating Unit : Agricultural T RTC 06  
Organization Code (UACS): 05 001 0200001  
Fund Cluster : Trust Fund

X	Current Year Appropriations
	Supplemental Appropriations
	Continuing Appropriations

Particulars	UACS CODE	Allotments					Current Year Obligations										Current Year Disbursements										Balances			
		Allotments Received	Adjustments (Reductions, Modification s/ Augmentations)	Transfer To	Transfer From	Adjusted Total Allotments	1st Quarter	2nd Quarter	3rd Quarter				4th Quarter	Total	1st Quarter	2nd Quarter	3rd Quarter				4th Quarter	Total	Unreleased Appropriations	Unobligated Allotment	Unpaid Obligations					
							Ending Mar. 31	Ending June 30	July	August	September	Ending Sept. 30	Ending Dec. 31		Ending Mar. 31	Ending June 30	July	August	September	Ending Sept. 30	Ending Dec. 31				(15-20) = (23+24)					
							11	12	Column7	Column8	Column9	13	14		15=(11+12+13+14)	16	17	Column19	Column20	Column21	18				19	20=(16+17+18+19)	21=(5-10)	22=(10-15)	23	24
6	7	8	9	10=[(6+(-)7)-8+9]	ADJUSTMENT		Regional Activity	National Activity																						
TRUST FUND	7308	10,680,000.00	1,050,000.00	-	-	11,730,000.00	450,132.87	5,153,141.78	524,236.43	744,288.09	1,864,776.14	3,133,300.66	-	8,736,575.31	281,923.37	2,414,986.28	1,722,188.43	1,409,399.09	1,072,995.64	4,204,583.16	-	6,901,492.81	-	2,993,424.69	-	1,835,082.50				
COCONUT AND FARMERS INDUSTR	7308	10,680,000.00	1,050,000.00	-	-	11,730,000.00	450,132.87	5,153,141.78	524,236.43	744,288.09	1,864,776.14	3,133,300.66	-	8,736,575.31	281,923.37	2,414,986.28	1,722,188.43	1,409,399.09	1,072,995.64	4,204,583.16	-	6,901,492.81	-	2,993,424.69	-	1,835,082.50				
MOOE	5E+09	10,680,000.00	1,050,000.00	-	-	11,730,000.00	450,132.87	5,153,141.78	524,236.43	744,288.09	1,864,776.14	3,133,300.66	-	8,736,575.31	281,923.37	2,414,986.28	1,722,188.43	1,409,399.09	1,072,995.64	4,204,583.16	-	6,901,492.81	-	2,993,424.69	-	1,835,082.50				
Traveling Expenses - Local	5E+09	100,000.00	-	-	-	100,000.00	-	2,535.00	13,486.00	11,774.36	38,751.00	64,011.36	-	66,546.36	-	2,535.00	13,486.00	11,774.36	34,920.50	60,180.86	-	62,715.86	-	33,453.64	-	3,830.50				
Training Expenses	5E+09	9,550,000.00	900,000.00	-	-	10,450,000.00	450,132.87	4,483,365.60	503,478.00	280,333.50	1,774,315.75	2,558,127.25	-	7,491,625.72	281,923.37	1,799,150.10	1,697,490.00	1,032,244.50	892,765.75	3,622,500.25	-	5,703,573.72	-	2,958,374.28	-	1,788,052.00				
Office Supplies Expenses	5E+09	50,000.00	-	-	-	50,000.00	-	50,000.00	-	-	-	-	-	50,000.00	-	-	-	50,000.00	-	50,000.00	-	50,000.00	-	-	-	-				
Fuel, Oil and Lubricants Expenses	5E+09	50,000.00	-	-	-	50,000.00	-	17,241.18	7,272.43	15,380.23	8,509.39	31,162.05	-	48,403.23	-	13,301.18	11,212.43	15,380.23	8,509.39	35,102.05	-	48,403.23	-	1,596.77	-	0				
Financial Assistance to NGOs/POs	5E+09	750,000.00	150,000.00	-	-	900,000.00	-	600,000.00	-	300,000.00	-	300,000.00	-	900,000.00	-	600,000.00	-	300,000.00	-	300,000.00	-	900,000.00	-	-	-	-				
Printing and Publication Expenses	5E+09	180,000.00	-	-	-	180,000.00	-	136,800.00	43,200.00	180,000.00	-	180,000.00	-	180,000.00	-	-	-	136,800.00	136,800.00	-	136,800.00	-	136,800.00	-	-	43,200.00				
<b>GRAND TOTAL</b>		<b>10,680,000.00</b>	<b>1,050,000.00</b>	<b>-</b>	<b>-</b>	<b>11,730,000.00</b>	<b>450,132.87</b>	<b>5,153,141.78</b>	<b>524,236.43</b>	<b>744,288.09</b>	<b>1,864,776.14</b>	<b>3,133,300.66</b>	<b>-</b>	<b>8,736,575.31</b>	<b>281,923.37</b>	<b>2,414,986.28</b>	<b>1,722,188.43</b>	<b>1,409,399.09</b>	<b>1,072,995.64</b>	<b>4,204,583.16</b>	<b>-</b>	<b>6,901,492.81</b>	<b>-</b>	<b>2,993,424.69</b>	<b>-</b>	<b>1,835,082.50</b>				
PS																														
MOOE		10,680,000.00	1,050,000.00	-	-	11,730,000.00	450,132.87	5,153,141.78	524,236.43	744,288.09	1,864,776.14	3,133,300.66	-	8,736,575.31	281,923.37	2,414,986.28	1,722,188.43	1,409,399.09	1,072,995.64	4,204,583.16	-	6,901,492.81	-	2,993,424.69	-	1,835,082.50				
FinEX																														
CO																														
		0	0	0	0																									

Certified Correct:

  
ERALYN N. BERNALDO, CPA  
Budget-Designate

  
BEA A. SMIL, CPA  
Accountant I

Approved by:

  
MARY ANN A. RAMOS  
Center Director

Department : Department of Agriculture (DA)  
Agency/Entity : Office of the Secretary  
Operating Unit : Agricultural Training Institute -  
Organization Code (UACS): 05 001 0200001  
Fund Cluster : 01 - Regular Agency Fund

X Current Year Appropriations  
Supplemental Appropriations  
Continuing Appropriations

Table with columns: Particulars, UACS CODE, Allotments (Received, Adjustments, Transfer To, Transfer From, Adjusted Total), Current Year Obligations (1st, 2nd, 3rd Quarter, 4th Quarter, Total), Current Year Disbursements (1st, 2nd, 3rd Quarter, 4th Quarter, Total), Balances (Unreleased, Unobligated, Unpaid Obligations). Rows include Agency Specific Budget, Specific Budgets of National Government, and Automatic Appropriations.

Certified Correct:

*Eraldo N. Bernaldo*  
ERALDO N. BERNALDO, CPA  
Budget-Designate

Approved by:


*Bea K. Ismil*  
BEA K. ISMIL, CPA  
Accountant I


*Mary Ann A. Ramos*  
MARY ANN A. RAMOS  
Center Director


**SUMMARY OF APPROVED BUDGET, UTILIZATIONS, DISBURSEMENTS AND BALANCES BY OBJECT OF EXPENDITURES  
(FOR OFF-BUDGETARY FUNDS)  
As at the Quarter Ending September 30, 2023**

Department : DEPARTMENT OF AGRICULTURE  
 Agency : OFFICE OF THE SECRETARY  
 Operating Unit : AGRICULTURAL TRAINING INSTITUTE (ATI)  
 Organization Code (UACS) : SE+10  
 Funding Source Code (as clustered) : FUND CLUSTER 06 (REVOLVING FUND)

Particulars	UACS CODE	Approved Budget			Budget Utilization					Disbursements					BALANCES		
		Approved Budgeted Revenue	Adjustments (Additions, Reductions, Realignment)	Adjusted Budgeted Revenue	1st Quarter	2nd Quarter	3rd Quarter	4th Quarter	Total	1st Quarter	2nd Quarter	3rd Quarter	4th Quarter	Total	Unutilized Budget	Unpaid Utilizations (10-15) = (17+18)	
					Ending Mar-31	Ending Jun-30	Ending Sept. 30	Ending Dec. 31		Ending Mar-31	Ending Jun-30	Ending Sept. 30	Ending Dec. 31			Due and Demandable / Accounts Payable	Not Yet Due and Demandable
1	2	3	4	5=[3+(-)4]	6	7	8	9	10=(6+7+8+9)	11	12	13	14	15=(11+12+13+14)	16=(5-10)	17	18
<b>SUMMARY</b>																	
<b>A. AGENCY SPECIFIC BUDGET</b>																	
<b>Personnel Services</b>																	
<b>Salaries and Wages</b>																	
<b>Salaries and Wages - Regular</b>																	
Basic Salary - Civilian	50101010 01																
Basic Pay - Military/Uniformed Personnel	50101010 02																
<b>Salaries and Wages - Contractual</b>																	
<b>Other Compensation</b>																	
<b>Personnel Economic Relief Allowance (PERA)</b>																	
PERA - Civilian																	
PERA - Military/Uniformed Personnel																	
<b>Representation Expenses</b>																	
<b>Transportation Allowance</b>																	
Transportation Allowance																	
RATA of Sectoral/Alternate Sectoral Representatives																	
<i>Continue down to the last object of expenditure...</i>																	
<b>Maintenance &amp; Other Operating Expenses</b>		<b>598,400.00</b>	<b>1,553,821.28</b>	<b>2,152,221.28</b>	<b>286,750.45</b>	<b>861,826.69</b>	<b>555,054.61</b>	<b>-</b>	<b>1,703,631.75</b>	<b>256,298.45</b>	<b>861,826.69</b>	<b>455,986.82</b>	<b>-</b>	<b>1,574,111.96</b>	<b>448,589.53</b>	<b>-</b>	<b>129,519.79</b>
<b>Utility Expenses</b>	50204000 00																
Water Expenses	50204010 00	19,455.72	41,754.36	61,210.08	19,455.72	23,114.04	18,640.32		61,210.08	19,455.72	23,114.04	18,640.32		61,210.08			
Electricity Expenses	50204020 00	114,526.56	271,405.56	385,932.12	114,526.56	163,269.83	108,135.73		385,932.12	114,526.56	163,269.83	108,066.94		385,863.33			68.79
Gas/Heating Expenses	50204030 00																
<b>Communication Expenses</b>	50205010 00																
Postage and Courier Services	50205010 00																
Telephone Expenses	50205020 00																
Mobile	50205020 01																
Landline	50205020 02																
Internet Subscription Expenses	50205030 00	8,222.00	24,666.00	32,888.00	8,222.00	12,333.00	12,333.00		32,888.00	8,222.00	12,333.00	12,333.00		32,888.00			
Cable, Satellite, Telegraph and Radio Expenses	50205040 00	1,100.00	3,300.00	4,400.00	1,100.00	1,850.00	1,850.00		4,400.00	1,100.00	1,850.00	1,850.00		4,400.00			
<b>General Services</b>	50212000 00																
Environmental/Sanitary Services	50212010 00																
Janitorial Services	50212020 00																
Security Expenses	50212030 00																
Other Services	50212990 00																
Other General Services - ICT Services	50212990 01																
Other General Services	50212990 02	455,095.72	1,212,695.36	1,667,791.08	143,446.17	661,459.82	414,295.56		1,219,201.55	112,994.17	661,459.82	315,296.56		1,089,750.55	448,589.53		129,451.00
<b>GRAND TOTAL</b>		<b>598,400.00</b>	<b>1,553,821.28</b>	<b>2,152,221.28</b>	<b>286,750.45</b>	<b>861,826.69</b>	<b>555,054.61</b>	<b>-</b>	<b>1,703,631.75</b>	<b>256,298.45</b>	<b>861,826.69</b>	<b>455,986.82</b>	<b>-</b>	<b>1,574,111.96</b>	<b>448,589.53</b>	<b>-</b>	<b>129,519.79</b>

Certified Correct:  
  
**ERALDO N. BERNALDO, CPA**  
 Budget Officer-Designate  
 Date: \_\_\_\_\_

Certified Correct:  
  
**BEA A. ISMIL, CPA**  
 Accountant I  
 Date: \_\_\_\_\_

Approved By:  
  
**MARY ANN A. RAMOS**  
 Center Director  
 Date: \_\_\_\_\_





















FAR 5


**QUARTERLY REPORT OF REVENUE AND OTHER RECEIPTS**  
As at the Quarter Ending September 30, 2023

Department : DEPARTMENT OF AGRICULTURE  
 Agency : OFFICE OF THE SECRETARY  
 Operating Unit : AGRICULTURAL TRAINING INSTITUTE - REGION 6  
 Organization Code (UACS) : 5.00102E+11  
 Funding Source Code (as clustered) : FUND CLUSTER 06 - BUSINESS RELATED/REVOLVING FUND

CLASSIFICATION / SOURCES OF REVENUE AND OTHER RECEIPTS	UACS Code	REVENUE TARGET (Annual)	ACTUAL REVENUE AND OTHER RECEIPTS COLLECTIONS					CUMULATIVE REMITTANCE / DEPOSITS TO DATE			VARIANCE		REMARKS
			1st Quarter	2nd Quarter	3rd Quarter	4th Quarter	TOTAL	Remittance to BTr	Deposited with AGDB	TOTAL	AMOUNT	%	
1	2	3	4	5	6	7	8 =(4+5+6+7)	9	10	11=(9+10)	12=(8-3)	13=(12/3)	14
<b>A. Regular Agency Fund (Fund Cluster Code 01)</b>													
A.1. Revenue Collections													
A.1.1 Cash Revenue													
Tax													
	Documentaty Stamp Tax	40104010 00											
Non-Tax													
	Business Income												
	Affiliation Fees	40202020 00											#DIV/0!
	Examination Fees	40202030 00											#DIV/0!
	Seminar/Training Fees	40202040 00											#DIV/0!
	Rent/Lease Income	40202050 00											#DIV/0!
	Income from Hostels/Dormitories and Other Like Facilities	40202130 00	598,400.00	593,970.00	470,050.00		1,662,420.00		1,662,420.00	1,662,420.00	1,662,420.00		#DIV/0!
	Slaughterhouse Operation	40202140 00											#DIV/0!
	Income from Printing and Publication	40202150 00											#DIV/0!
	Interest Income												
<b>TOTAL</b>			- 598,400.00	593,970.00	470,050.00		- 1,662,420.00		- 1,662,420.00	1,662,420.00	1,662,420.00		

Certified Correct :

Approved By :

  
**BEAA SML, CPA**  
 Accountant I

  
**MARY ANN A. RAMOS**  
 Center Director