

STATEMENT OF APPROPRIATIONS, ALLOTMENTS, OBLIGATIONS, DISBURSEMENTS AND BALANCES
As of the Quarter Ending December 31, 2024

Department: Department of Agriculture (DA)
Agency/Entity: Office of the Secretary
Operating Unit: Agricultural Training Institute - RTC 6
Organization Code (UACS): 05 001 0200001
Fund Cluster: 01 - Regular Agency Fund

Current Year App
 Supplemental App
 Continuing Appro

Particulars	UACS CODE	Allotments										3rd Quarter Ending September 30		3rd Quarter Ending September 30		Total		Total		Balances					
		Adjustments (Transfer To/From, Modifications, Augmentations)		Adjusted Appropriations	Allotments Received	Transfer From	Adjusted Total Allotments	Total	Total	July	August	September	Total	Total	Total	Total	July	August	September	Total	Total	Unreleased Appropriations	Unobligated Amount	Not Yet Due and Demandable	
Fund Cluster 01																									
I. Agency Specific Budget																									
Specific Budgets of National G	1101011	83,233,713.94	83,233,713.94	76,640,858.45	6,651,865.47	83,233,713.94	23,357,662.42	40,838,538.49	416,031.06	562,671.12	9,910,933.10	10,891,635.28	8,945,877.75	83,233,713.94	4,551,865.61	20,716,723.36	2,499,242.90	9,989,886.79	14,637,460.94	27,124,784.63	27,499,678.14	79,892,251.74	-	-	3,341,462.20
General Administration and Support	0000000000	1,146,000.00	1,146,000.00	-	-	1,146,000.00	-	-	-	-	-	-	1,146,000.00	1,146,000.00	-	-	-	-	-	-	1,146,000.00	1,146,000.00	-	-	-
General management and support	0001000010	1,146,000.00	1,146,000.00	-	-	1,146,000.00	-	-	-	-	-	-	1,146,000.00	1,146,000.00	-	-	-	-	-	-	1,146,000.00	1,146,000.00	-	-	-
PS	5010000000	1,146,000.00	1,146,000.00	-	-	1,146,000.00	-	-	-	-	-	-	1,146,000.00	1,146,000.00	-	-	-	-	-	-	1,146,000.00	1,146,000.00	-	-	-
Collective Negotiation Act	5010299011	678,000.00	678,000.00	-	-	678,000.00	-	-	-	-	-	-	678,000.00	678,000.00	-	-	-	-	-	-	678,000.00	678,000.00	-	-	-
Other Personal Benefit	5010499029	468,000.00	468,000.00	-	-	468,000.00	-	-	-	-	-	-	468,000.00	468,000.00	-	-	-	-	-	-	468,000.00	468,000.00	-	-	-
Sub-Total, General Administration and Support		1,146,000.00	1,146,000.00	-	-	1,146,000.00	-	-	-	-	-	-	1,146,000.00	1,146,000.00	-	-	-	-	-	-	1,146,000.00	1,146,000.00	-	-	-
PS		1,146,000.00	1,146,000.00	-	-	1,146,000.00	-	-	-	-	-	-	1,146,000.00	1,146,000.00	-	-	-	-	-	-	1,146,000.00	1,146,000.00	-	-	-
Operations	0000000000	82,087,713.94	82,087,713.94	76,640,858.45	6,651,865.47	82,087,713.94	23,357,662.42	40,838,538.49	416,031.06	562,671.12	9,910,933.10	10,891,635.28	7,799,877.75	82,087,713.94	4,551,865.61	20,716,723.36	2,499,242.90	9,989,886.79	14,637,460.94	27,124,784.63	26,353,678.14	79,746,351.74	-	-	3,341,462.20
OO : Productivity in the agricultural sector	0000000000	82,087,713.94	82,087,713.94	76,640,858.45	6,651,865.47	82,087,713.94	23,357,662.42	40,838,538.49	416,031.06	562,671.12	9,910,933.10	10,891,635.28	7,799,877.75	82,087,713.94	4,551,865.61	20,716,723.36	2,499,242.90	9,989,886.79	14,637,460.94	27,124,784.63	26,353,678.14	79,746,351.74	-	-	3,341,462.20
TECHNICAL AND SUPPORT SERVICES	0000000000	82,087,713.94	82,087,713.94	76,640,858.45	6,651,865.47	82,087,713.94	23,357,662.42	40,838,538.49	416,031.06	562,671.12	9,910,933.10	10,891,635.28	7,799,877.75	82,087,713.94	4,551,865.61	20,716,723.36	2,499,242.90	9,989,886.79	14,637,460.94	27,124,784.63	26,353,678.14	79,746,351.74	-	-	3,341,462.20
EXTENSION SUPPORT, EDUCATION AND TRAINING	0000000000	82,087,713.94	82,087,713.94	76,640,858.45	6,651,865.47	82,087,713.94	23,357,662.42	40,838,538.49	416,031.06	562,671.12	9,910,933.10	10,891,635.28	7,799,877.75	82,087,713.94	4,551,865.61	20,716,723.36	2,499,242.90	9,989,886.79	14,637,460.94	27,124,784.63	26,353,678.14	79,746,351.74	-	-	3,341,462.20
ESETS on the National Rice Production	0010100010	19,458,583.00	19,458,583.00	18,680,480.00	1,853,200.00	19,458,583.00	2,559,652.74	12,635,722.74	118,853.68	273,858.04	2,978,088.56	3,368,880.28	894,967.24	19,458,583.00	635,537.11	6,047,950.32	382,371.54	1,281,415.42	3,452,115.58	5,135,902.52	7,639,193.05	19,458,583.00	-	-	-
MODE	5020000000	19,458,583.00	19,458,583.00	18,680,480.00	1,853,200.00	19,458,583.00	2,559,652.74	12,635,722.74	118,853.68	273,858.04	2,978,088.56	3,368,880.28	894,967.24	19,458,583.00	635,537.11	6,047,950.32	382,371.54	1,281,415.42	3,452,115.58	5,135,902.52	7,639,193.05	19,458,583.00	-	-	-
Traveling Expenses - Local	5020101000	979,803.00	979,803.00	2,235,360.00	-	979,803.00	81,649.86	59,800.04	5,000.00	229,074.47	325,246.74	556,323.21	279,589.27	979,803.00	65,756.00	78,224.62	6,000.00	208,074.47	219,888.84	432,660.31	402,252.67	979,803.00	-	-	-
Traveling Expenses - Foreign	5020201000	13,521,865.00	13,521,865.00	11,516,605.00	1,853,260.00	13,521,865.00	1,679,417.76	8,870,546.70	113,853.68	47,763.67	2,480,538.62	2,935,477.07	415,367.47	13,521,865.00	569,781.11	4,517,601.30	301,006.68	1,073,650.95	2,599,864.72	3,964,512.35	4,468,919.24	13,521,865.00	-	-	-
Scholarship Grants/Exp	5020202000	4,506,876.00	4,506,876.00	4,506,876.00	-	4,506,876.00	-	-	-	-	-	-	-	4,506,876.00	-	-	-	-	-	-	-	4,506,876.00	-	-	-
Other Professional Serv	5021180000	450,000.00	450,000.00	450,000.00	-	450,000.00	-	-	-	-	-	-	-	450,000.00	-	-	-	-	-	-	-	450,000.00	-	-	-
ESETS on the National Livestock Production	0031000020	20,890,000.00	20,890,000.00	20,140,000.00	-	20,890,000.00	11,740,398.52	3,979,694.42	62,527.59	51,756.36	3,863,583.03	4,817,877.04	382,038.02	20,890,000.00	159,199.83	1,886,708.32	700,470.14	6,381,381.64	5,017,122.31	12,108,974.09	2,993,656.37	17,248,537.81	-	-	2,841,462.19
MODE	5020000000	16,740,000.00	16,740,000.00	16,700,000.00	-	16,740,000.00	11,740,398.52	3,979,694.42	62,527.59	51,756.36	3,863,583.03	4,817,877.04	382,038.02	16,740,000.00	159,199.83	1,886,708.32	700,470.14	6,381,381.64	5,017,122.31	12,108,974.09	2,485,118.56	16,740,000.00	-	-	-
Traveling Expenses - Local	5020201000	6,440,000.00	6,440,000.00	6,400,000.00	-	6,440,000.00	1,740,398.52	3,979,694.42	62,527.59	51,756.36	375,166.79	487,458.74	232,484.32	6,440,000.00	159,199.83	1,886,708.32	700,470.14	6,381,381.64	5,017,122.31	12,108,974.09	2,485,118.56	6,440,000.00	-	-	-
Financial Assistance to	5021405000	10,000,000.00	10,000,000.00	10,000,000.00	-	10,000,000.00	-	-	-	-	-	-	-	10,000,000.00	-	-	-	-	-	-	-	10,000,000.00	-	-	-
Printing and Publication	5029902000	300,000.00	300,000.00	300,000.00	-	300,000.00	-	-	-	-	-	-	-	300,000.00	-	-	-	-	-	-	-	300,000.00	-	-	-
CO	5000000000	3,350,000.00	3,350,000.00	3,350,000.00	-	3,350,000.00	-	-	-	-	-	-	-	3,350,000.00	-	-	-	-	-	-	-	3,350,000.00	-	-	-
Other Services	5000405000	3,350,000.00	3,350,000.00	3,350,000.00	-	3,350,000.00	-	-	-	-	-	-	-	3,350,000.00	-	-	-	-	-	-	-	3,350,000.00	-	-	-
ESETS on the National Corn Production	0031000030	7,267,808.00	7,267,808.00	5,550,000.00	1,782,800.00	7,267,808.00	556,817.65	4,317,832.70	16,575.72	51,563.60	378,240.00	444,378.72	1,948,778.93	7,267,808.00	251,079.74	1,586,575.09	151,945.92	434,958.00	1,478,892.22	2,865,237.14	3,990,908.12	6,987,890.80	-	-	308,000.00
MODE	5020000000	7,267,808.00	7,267,808.00	5,550,000.00	1,782,800.00	7,267,808.00	556,817.65	4,317,832.70	16,575.72	51,563.60	378,240.00	444,378.72	1,948,778.93	7,267,808.00	251,079.74	1,586,575.09	151,945.92	434,958.00	1,478,892.22	2,865,237.14	3,990,908.12	6,987,890.80	-	-	308,000.00
Traveling Expenses - Local	5020101000	45,000.00	45,000.00	40,000.00	-	45,000.00	-	-	-	-	-	-	-	45,000.00	-	-	-	-	-	-	-	45,000.00	-	-	-
Traveling Expenses - Foreign	5020201000	6,622,800.00	6,622,800.00	5,190,000.00	882,800.00	6,622,800.00	556,817.65	4,069,157.77	16,575.72	50,000.00	361,480.00	428,055.72	1,029,778.86	6,622,800.00	251,079.74	1,400,896.67	151,945.92	282,796.00	1,484,142.23	1,868,914.14	2,171,906.05	6,722,890.00	-	-	300,000.00
Scholarship Grants/Exp	5020202000	900,000.00	900,000.00	900,000.00	-	900,000.00	-	-	-	-	-	-	-	900,000.00	-	-	-	-	-	-	-	900,000.00	-	-	-
Financial Assistance to	5021405000	300,000.00	300,000.00	300,000.00	-	300,000.00	-	-	-	-	-	-	-	300,000.00	-	-	-	-	-	-	-	300,000.00	-	-	-
ESETS on the National High Value Crops Production	0031000040	2,640,908.00	2,640,908.00	2,660,000.00	-	2,640,908.00	348,518.44	2,082,383.77	55,484.08	-	(85,025.61)	(28,541.61)	237,638.40	2,640,908.00	16,467.45	1,382,099.15	55,884.00	211,781.20	390,096.61	657,761.71	583,691.68	2,640,908.00	-	-	-
MODE	5020000000	2,640,908.00	2,640,908.00	2,660,000.00	-	2,640,908.00	348,518.44	2,082,383.77	55,484.08	-	(85,025.61)	(28,541.61)	237,638.40	2,640,908.00	16,467.45	1,382,099.15	55,884.00	211,781.20	390,096.61	657,761.71	583,691.68	2,640,908.00	-	-	-
Traveling Expenses - Local	5020101000	15,000.00	15,000.00	35,000.00	-	15,000.00	-	-	-	-	-	-	-	15,000.00	-	-	-	-	-	-	-	15,000.00	-	-	-
Traveling Expenses - Foreign	5020201000	2,390,000.00	2,390,000.00	2,380,000.00	-	2,390,000.00	348,518.44	1,657,383.77	55,484.08	-	(85,025.61)														

PhHealth - Carlton	501030001	243,744.45	243,744.45	234,886.63	-	243,744.45	109,984.71	54,336.88	-	-	35,053.35	30,053.35	44,389.71	240,744.45	52,451.42	58,429.39	17,806.86	17,606.86	82,649.55	66,163.27	64,700.37	243,744.45	-	-	-
ECIP - Clifton	501030001	27,500.00	27,500.00	17,360.80	-	27,500.00	13,003.39	6,308.00	100.00	-	7,916.00	8,060.00	200.00	27,500.00	6,708.00	5,400.00	2,100.00	2,100.00	2,700.00	6,600.00	7,500.00	27,500.00	-	-	-
Lamp-repair for Stop Inc	501040010	25,000.00	25,000.00	20,500.00	-	25,000.00	5,000.00	-	-	-	10,000.00	10,000.00	-	25,000.00	5,000.00	-	-	-	5,000.00	16,000.00	6,000.00	25,000.00	-	-	-
MODE	502000000	10,407,363.47	10,407,363.47	10,156,090.00	959,265.47	10,407,363.47	1,860,896.97	6,415,101.23	130,295.11	101,761.22	1,368,066.65	1,240,220.00	591,161.90	10,407,363.47	774,721.22	3,338,362.18	165,112.90	574,336.97	1,189,770.26	1,940,226.73	4,154,058.34	10,407,363.47	-	-	-
Traveling Expenses - La	502010000	171,136.00	171,136.00	220,000.00	12,860.00	171,136.00	-	-	-	-	240,952.19	240,952.19	69,819.16	171,136.00	-	-	-	-	69,819.16	171,136.00	171,136.00	-	-	-	-
Traveling Expenses - Va	502010000	74,765.47	74,765.47	-	-	74,765.47	-	-	-	-	53,695.60	53,695.60	74,765.47	74,765.47	-	-	-	-	53,695.60	20,070.47	74,765.47	-	-	-	-
Training Expenses	502020000	5,597,000.00	5,597,000.00	5,075,000.00	492,000.00	5,597,000.00	1,163,483.51	3,842,996.54	32,737.88	39,148.00	361,300.00	432,700.00	157,330.00	5,597,000.00	644,317.76	2,009,037.21	19,500.00	199,866.00	737,500.00	958,687.00	1,906,770.00	5,597,000.00	-	-	-
Scholarship Grants/Exp	502020000	2,331,000.00	2,331,000.00	1,989,000.00	96,000.00	2,331,000.00	587,000.00	1,440,000.00	12,000.00	12,000.00	15,000.00	15,000.00	3,574.81	2,331,000.00	1,482.16	9,940.48	-	-	2,331,000.00	283,900.00	790,000.00	2,331,000.00	-	-	-
Rotor Expenses	502040000	33,991.58	33,991.58	36,750.00	-	33,991.58	1,482.16	22,400.00	-	-	1,264.84	3,976.69	3,574.81	33,991.58	1,482.16	9,940.48	-	-	3,976.69	8,800.00	9,088.70	33,991.58	-	-	-
Electricity Expenses	502040000	481,262.00	481,262.00	562,500.00	-	481,262.00	91,537.51	154,751.45	39,997.71	45,315.76	40,789.59	126,012.76	102,882.28	481,262.00	97,537.51	154,751.45	39,997.71	45,315.76	40,789.59	126,012.76	102,882.28	481,262.00	-	-	-
Telephone Expenses - LA	502050000	63,216.36	63,216.36	87,500.00	-	63,216.36	7,117.48	7,791.90	319.00	32,245.16	26,329.32	22,826.78	7,117.48	63,216.36	7,117.48	7,791.90	319.00	2,397.16	378.00	21,845.16	26,329.32	63,216.36	-	-	-
Meal/Travel Services	502120000	121,875.00	121,875.00	121,875.00	-	121,875.00	-	-	-	-	-	-	-	121,875.00	-	-	-	-	-	-	121,875.00	-	-	-	-
Security Services	502120000	525,000.00	525,000.00	525,000.00	-	525,000.00	-	-	-	-	-	-	-	525,000.00	-	-	-	-	-	-	525,000.00	-	-	-	-
RM - Buildings	502150000	-	-	62,500.00	-	-	-	-	-	-	-	-	-	-	-	-	-	-	-	-	62,500.00	-	-	-	-
RM - Motor Vehicle	502150000	4,600.00	4,600.00	187,500.00	-	4,600.00	-	-	-	-	-	-	-	4,600.00	-	-	-	-	-	-	187,500.00	-	-	-	-
Financial Assistance by	502140000	500,000.00	500,000.00	525,000.00	50,000.00	500,000.00	-	-	-	-	390,000.00	290,000.00	500,000.00	500,000.00	-	-	-	-	-	-	500,000.00	-	-	-	-
Fidelity Bond Premiums	502150000	54,400.00	54,400.00	54,400.00	-	54,400.00	-	-	-	-	-	-	-	54,400.00	-	-	-	-	-	-	54,400.00	-	-	-	-
Insurance Expenses	502150000	404,122.88	404,122.88	458,750.00	-	404,122.88	24,246.37	-	-	-	400,000.00	400,000.00	(26,120.40)	404,122.88	34,246.37	-	-	-	-	-	404,122.88	-	-	-	-
Printing and Publication	502090000	-	-	50,000.00	-	-	-	-	-	-	-	-	-	-	-	-	-	-	-	-	50,000.00	-	-	-	-
Rent - Motor Vehicle	502090000	250,000.18	250,000.18	31,225.00	250,000.00	250,000.18	-	-	-	-	-	-	-	250,000.18	250,000.18	-	-	-	-	-	250,000.18	-	-	-	-
Other Maintenance and	502090000	95,000.00	95,000.00	-	-	95,000.00	-	-	-	-	-	-	-	95,000.00	95,000.00	-	-	-	-	-	95,000.00	-	-	-	-
East on The National Urban A	103100007	2,100,000.00	2,100,000.00	2,000,000.00	100,000.00	2,100,000.00	64,847.45	1,856,483.34	34,284.94	5,641.90	58,198.58	86,035.42	80,533.78	2,100,000.00	17,682.45	761,184.84	33,434.84	195,730.90	486,046.75	716,272.59	584,850.12	2,100,000.00	-	-	-
MODE	502000000	2,100,000.00	2,100,000.00	2,000,000.00	100,000.00	2,100,000.00	64,847.45	1,856,483.34	34,284.94	5,641.90	58,198.58	86,035.42	80,533.78	2,100,000.00	17,682.45	761,184.84	33,434.84	195,730.90	486,046.75	716,272.59	584,850.12	2,100,000.00	-	-	-
Traveling Expenses - La	502010000	48,000.00	48,000.00	48,000.00	-	48,000.00	1,215.10	25,595.18	-	-	4,916.50	4,415.50	14,804.32	48,000.00	1,215.10	25,595.18	-	-	-	48,000.00	-	-	-	-	
Training Expenses	502020000	2,012,000.00	2,012,000.00	1,952,000.00	66,000.00	2,012,000.00	63,732.45	1,829,916.18	34,284.94	4,961.90	13,529.00	52,619.62	65,729.47	2,012,000.00	16,467.45	754,626.69	33,434.84	196,050.90	441,213.25	578,887.50	2,012,000.00	-	-	-	
Prizes	502090000	40,000.00	40,000.00	-	-	40,000.00	-	-	-	-	-	-	-	40,000.00	-	-	-	-	-	-	40,000.00	-	-	-	-
LOCALLY-FUNDED AND FORE	900000000	30,987,150.00	30,987,150.00	30,987,150.00	-	30,987,150.00	-	-	-	-	28,525,994.50	28,525,994.50	2,381,155.45	30,987,150.00	-	-	-	-	-	-	426,659.55	426,659.55	646,224.89	1,072,894.44	28,834,265.56
State Industry Recovery Project	900000000	27,987,150.00	27,987,150.00	27,987,150.00	-	27,987,150.00	-	-	-	-	27,000,000.00	27,000,000.00	507,150.00	27,987,150.00	-	-	-	-	-	-	426,659.55	426,659.55	646,224.89	1,072,894.44	28,834,265.56
MODE	502000000	27,987,150.00	27,987,150.00	27,987,150.00	-	27,987,150.00	-	-	-	-	27,000,000.00	27,000,000.00	507,150.00	27,987,150.00	-	-	-	-	-	-	426,659.55	426,659.55	646,224.89	1,072,894.44	28,834,265.56
Training Expenses	502020000	897,150.00	897,150.00	897,150.00	-	897,150.00	-	-	-	-	-	-	897,150.00	897,150.00	-	-	-	-	-	-	897,150.00	-	-	-	-
Donations	502090000	27,090,000.00	27,090,000.00	-	-	27,090,000.00	-	-	-	-	27,000,000.00	27,000,000.00	-	27,090,000.00	-	-	-	-	-	-	-	-	-	-	-
Sheep and Goat Expansion Project	900020000	3,486,000.00	3,486,000.00	3,486,000.00	-	3,486,000.00	-	-	-	-	1,525,994.85	1,525,994.85	1,874,005.45	3,486,000.00	-	-	-	-	-	-	426,659.55	426,659.55	646,224.89	1,072,894.44	2,327,115.96
Goat	900020000	3,486,000.00	3,486,000.00	3,486,000.00	-	3,486,000.00	-	-	-	-	1,525,994.85	1,525,994.85	1,874,005.45	3,486,000.00	-	-	-	-	-	-	426,659.55	426,659.55	646,224.89	1,072,894.44	2,327,115.96
Training Expenses	502020000	3,486,000.00	3,486,000.00	3,486,000.00	-	3,486,000.00	-	-	-	-	1,525,994.85	1,525,994.85	1,874,005.45	3,486,000.00	-	-	-	-	-	-	426,659.55	426,659.55	646,224.89	1,072,894.44	2,327,115.96
Sub-Total, Operations	112,894,863.84	112,894,863.84	76,640,858.45	76,640,858.45	-	112,894,863.84	23,357,862.42	40,838,538.49	419,031.06	552,671.12	3,919,932.10	10,891,635.28	10,161,833.20	112,894,863.84	4,551,685.61	20,716,723.30	2,499,242.90	9,989,086.79	15,084,120.40	27,551,444.18	26,999,983.03	112,894,863.84	-	-	-
PS	52,595,287.47	52,595,287.47	12,654,378.45	12,654,378.45	-	52,595,287.47	5,714,534.71	2,435,571.88	10,800.00	10,800.00	1,471,446.28	1,481,446.28	2,983,714.00	52,595,287.47	2,633,833.42	3,133,336.39	811,378.86	800,378.86	1,353,788.48	2,985,544.20	3,863,353.46	52,595,287.47	-	-	-
MODE	97,849,596.47	97,849,596.47	63,986,480.00	63,986,480.00	-	97,849,596.47	17,643,127.71	37,602,966.61	419,031.06	552,671.12	3,342,986.69	3,342,986.69	7,103.31	97,849,596.47	1,919,852.19	17,583,386.97	1,686,864.04	9,186,707.93	13,710,334.01	24,595,898.98	22,628,011.76	97,849,596.47	-	-	-
CD	3,350,00																								

COCONUT AND FARMERS INDUSTRY DEV		15,263,644.00	15,263,644.00	14,455,000.00	794,644.00	15,263,644.00	2,286,236.80	8,174,502.78	66,682.65	112,496.97	3,235,618.64	3,414,798.25	1,388,106.16	15,263,644.00	-	5,488,438.01	1,021,778.37	720,153.82	1,825,088.84	3,666,941.03	6,081,757.96	15,247,138.00	-	-	-	
MODE		502000000	14,506,000.00	14,506,000.00	51,000.00	14,506,000.00	2,286,236.80	8,174,502.78	66,682.65	112,496.97	2,544,349.32	2,723,528.94	1,321,731.48	14,506,000.00	-	5,488,439.01	1,021,778.37	720,153.82	1,847,239.52	3,389,171.71	5,681,883.28	14,489,484.60	-	-	-	
Traveling Expenses - Loc		502010000	375,000.00	375,000.00	-	375,000.00	21,199.08	22,880.00	45,179.32	23,971.82	48,484.62	117,635.16	213,495.76	375,000.00	-	43,886.68	36,748.32	32,402.82	49,841.52	66,772.68	232,359.26	375,000.00	-	-	-	
Training Expenses		502020000	12,601,000.00	12,601,000.00	51,000.00	12,601,000.00	2,265,047.72	6,628,827.78	21,503.33	89,526.15	2,408,861.30	2,596,888.78	1,108,235.72	12,601,000.00	-	5,281,574.93	885,030.05	537,751.00	1,460,513.00	2,963,394.05	4,319,625.02	12,564,494.80	-	-	-	
Financial Assistance to		502140500	1,350,000.00	1,350,000.00	-	1,350,000.00	-	1,350,000.00	-	-	-	-	-	1,350,000.00	-	-	-	150,000.00	180,000.00	300,000.00	1,050,000.00	1,350,000.00	-	-	-	
Printing and Publication		502990000	186,000.00	186,000.00	-	186,000.00	-	172,995.00	-	-	7,005.00	7,005.00	-	186,000.00	-	-	-	7,005.00	7,005.00	-	186,000.00	-	-	-	-	
COCONUT AND FARMERS INDI		7368601A	757,644.00	757,644.00	-	743,644.00	787,644.00	-	-	-	691,269.32	691,269.32	66,374.68	757,644.00	-	-	-	-	277,769.32	277,769.32	479,874.68	757,644.00	-	-	-	
MODE		502000000	757,644.00	757,644.00	-	743,644.00	787,644.00	-	-	-	691,269.32	691,269.32	66,374.68	757,644.00	-	-	-	-	277,769.32	277,769.32	479,874.68	757,644.00	-	-	-	
Other Professional Serv		502119000	464,144.00	464,144.00	-	450,144.00	464,144.00	-	-	-	397,769.32	397,769.32	66,374.68	464,144.00	-	-	-	-	277,769.32	277,769.32	188,374.68	464,144.00	-	-	-	
Semi-Expenses - ICT Et		5020321003	293,500.00	293,500.00	-	293,500.00	323,500.00	-	-	-	293,500.00	293,500.00	-	293,500.00	-	-	-	-	-	-	293,500.00	293,500.00	-	-	-	
Sub-Total Fund Cluster 07			15,263,644.00	15,263,644.00	14,455,000.00	794,644.00	15,263,644.00	2,286,236.80	8,174,502.78	66,682.65	112,496.97	3,235,618.64	3,414,798.25	1,388,106.16	15,263,644.00	-	5,488,438.01	1,021,778.37	720,153.82	1,825,088.84	3,666,941.03	6,081,757.96	15,247,138.00	-	-	-
MODE			15,263,644.00	15,263,644.00	14,455,000.00	794,644.00	15,263,644.00	2,286,236.80	8,174,502.78	66,682.65	112,496.97	3,235,618.64	3,414,798.25	1,388,106.16	15,263,644.00	-	5,488,439.01	1,021,778.37	720,153.82	1,825,088.84	3,666,941.03	6,081,757.96	15,247,138.00	-	-	-
GRAND TOTAL			139,895,518.93	139,895,518.93	100,212,714.2	38,946,298.47	139,895,518.93	27,388,874.75	53,686,747.94	650,252.58	940,618.10	16,286,767.94	17,877,639.54	13,746,070.11	139,895,518.93	5,144,288.83	29,863,395.28	4,744,286.69	11,644,191.03	17,968,632.58	34,367,116.22	36,270,588.58	105,625,962.8	-	-	33,178,727.78
PS			14,889,778.46	14,889,778.46	13,891,234.21	-	14,889,778.46	6,242,366.47	2,596,383.88	-	10,000.00	1,628,863.93	1,636,883.53	4,324,234.55	14,889,778.46	2,804,447.26	3,394,148.59	896,851.50	895,951.50	1,455,371.10	3,238,074.10	5,963,108.51	14,889,778.46	-	-	-
MODE			120,845,740.44	120,845,740.44	83,031,480.00	36,946,258.47	120,845,740.44	21,116,508.28	50,964,364.06	650,252.58	830,618.10	11,317,867.69	12,897,839.29	9,414,742.25	120,845,740.44	2,239,621.57	28,459,246.69	3,847,435.19	10,758,339.53	16,513,261.40	31,119,036.12	30,395,942.34	90,217,846.72	-	-	30,334,265.58
FinEX			-	-	-	-	-	-	-	-	-	-	-	-	-	-	-	-	-	-	-	-	-	-	-	-
CO			3,350,000.00	3,350,000.00	3,350,000.00	-	3,350,000.00	-	-	-	3,342,896.69	3,342,896.69	7,103.31	3,350,000.00	-	-	-	-	-	-	588,537.81	588,537.81	-	-	-	2,841,462.19

CERTIFIED CORRECT:


 DIANNE D. RIVERA
 Budget Officer - Designate

CERTIFIED CORRECT:


 ARLETTE L. ABELLO
 Accountant I

APPROVED BY:





 MARY ANN A. RAMOS
 Center Director

**SUMMARY OF APPROVED BUDGET, UTILIZATIONS, DISBURSEMENTS AND BALANCES BY OBJECT OF EXPENDITURES
(FOR OFF-BUDGETARY FUNDS)**

As at the Quarter Ending December 31, 2024

Department : DEPARTMENT OF AGRICULTURE
 Agency : OFFICE OF THE SECRETARY
 Operating Unit : AGRICULTURAL TRAINING INSTITUTE (ATI) - REGION 6
 Organization Code (UACS) : 5001020001
 Funding Source Code (as clustered) : FUND CLUSTER 06 (REVOLVING FUND)

Particulars	UACS CODE	Approved Budget			Budget Utilization					Disbursements					BALANCES		
		Approved Budgeted Revenue	Adjustments (Additions, Reductions, Realignments)	Adjusted Budgeted Revenue	1st Quarter Ending March 31	2nd Quarter Ending June 30	3rd Quarter Ending Sept. 30	4th Quarter Ending 31-Dec	Total	1st Quarter Ending March 31	2nd Quarter Ending June 30	3rd Quarter Ending Sept. 30	4th Quarter Ending 31-Dec	Total	Unutilized Budget	Unpaid Utilizations (10-15) = (17+18)	
																Due and Demandable / Accounts Payable	Not Yet Due and Demandable
1	2	3	4	5=(3+(-)4)	6	7	8	9	10=(6+7+8+9)	11	12	13	14	15=(11+12+13+14)	16=(5-10)	17	18
SUMMARY																	
A, AGENCY SPECIFIC BUDGET																	
Maintenance & Other Operating Expenses																	
Utility Expenses	50204000 00	272,728.33	365,562.05	638,290.38	122,728.33	209,256.21	168,788.43	137,517.41	638,290.38	63,918.32	268,066.22	168,788.43	137,517.41	638,290.38	-	-	-
Water Expenses	50204010 00	16,117.35	46,365.16	62,482.51	16,117.35	16,168.37	21,595.33	8,600.46	62,482.51	8,750.90	23,535.62	21,595.33	8,600.46	62,482.51	-	-	-
Electricity Expenses	50204020 00	256,610.98	319,196.89	575,807.87	106,610.98	193,086.84	147,193.10	128,916.95	575,807.87	55,167.52	244,530.30	147,193.10	128,916.95	575,807.87	-	-	-
Gas/Heating Expenses	50204030 00	-	-	-	-	-	-	-	-	-	-	-	-	-	-	-	-
Communication Expenses	50205010 00	65,932.00	550.00	56,482.00	14,533.00	13,963.00	13,963.00	13,963.00	56,482.00	14,533.00	9,322.00	14,533.00	18,094.00	56,482.00	-	-	-
Postage and Courier Services	50205010 00	-	-	-	-	-	-	-	-	-	-	-	-	-	-	-	-
Telephone Expenses	50205020 00	-	-	-	-	-	-	-	-	-	-	-	-	-	-	-	-
Mobile	50205020 01	-	-	-	-	-	-	-	-	-	-	-	-	-	-	-	-
Landline	50205020 02	-	-	-	-	-	-	-	-	-	-	-	-	-	-	-	-
Internet Subscription Expenses	50205030 00	49,332.00	-	49,332.00	12,333.00	12,333.00	12,333.00	12,333.00	49,332.00	12,333.00	8,222.00	12,333.00	16,444.00	49,332.00	-	-	-
Cable, Satellite, Telegraph and Radio Expenses	50205040 00	6,600.00	550.00	7,150.00	2,200.00	1,650.00	1,650.00	1,650.00	7,150.00	2,200.00	1,100.00	2,200.00	1,650.00	7,150.00	-	-	-
General Services	50212000 00	657,577.81	162,408.82	819,986.63	126,016.53	160,137.96	521,067.67	12,764.47	819,986.63	103,017.53	141,101.96	168,131.67	407,735.47	819,986.63	-	-	-
Environmental/Sanitary Services	50212010 00	-	-	-	-	-	-	-	-	-	-	-	-	-	-	-	-
Janitorial Services	50212020 00	-	-	-	-	-	-	-	-	-	-	-	-	-	-	-	-
Security Expenses	50212030 00	-	-	-	-	-	-	-	-	-	-	-	-	-	-	-	-
Other Services	50212990 00	657,577.81	162,408.82	819,986.63	126,016.53	160,137.96	521,067.67	12,764.47	819,986.63	103,017.53	141,101.96	168,131.67	407,735.47	819,986.63	-	-	-
Other General Services - ICT Services	50212990 01	-	-	-	-	-	-	-	-	-	-	-	-	-	-	-	-
Other General Services	50212990 02	657,577.81	162,408.82	819,986.63	126,016.53	160,137.96	521,067.67	12,764.47	819,986.63	103,017.53	141,101.96	168,131.67	407,735.47	819,986.63	-	-	-
GRAND TOTAL		986,238.14	528,520.87	1,514,759.01	283,277.86	383,377.17	703,838.10	164,264.88	1,514,759.01	181,468.85	418,490.18	351,453.10	563,346.88	1,514,759.01	-	-	-

Certified Correct:  DIANNE D. RIVERA Budget Officer - Designate Date:	Certified Correct:  ARLETTE L. ABELLO Accountant Date:	Approved By:  MARY ANN A. RAMOS Center Director Date:
---	--	---

OCTOBER

ICULARS	Current Year Budget (Current Appropriations)					Prior Year's Budget										TOTAL	SUB-TOTAL	LIABILITIES				Grand Total					Remarks	
	PS	MOOE	FINEX	CO	TOTAL	Prior Year's Accounts Payable (PYO)					Current Year's Accounts Payable (Continuing Appro)							PS	MOOE	CO	TOTAL	PS	MOOE	FINEX	CO	TOTAL		
						PS	MOOE	FINEX	CO	B-TOT	PS	MOOE	FINEX	CO	B-TOTAL													
1	2	3	4	5	6=(2+3+4+5)	7	8	9	10	11	12	13	14	15	16=(11+12+13+14+15)	17=(6+17)	18	19	20	21	22	23	24	25	26	27=(23+24+25+26)	28	
CASH DISBURSEMENTS																												
MDS Disbursements	979,811.52	2,832,975.33	0.00	501,434.50	4,314,221.35	0.00	6,899.39	0.00	0.00	6,899.39	0.00	0.00	0.00	0.00	0.00	6,899.39	4,321,120.74	0.00	0.00	0.00	0.00	979,811.52	2,839,874.72	0.00	501,434.50	4,321,120.74		
Notice of Cash Allocation (NCA)	0.00	0.00	0.00	0.00	0.00	0.00	0.00	0.00	0.00	0.00	0.00	0.00	0.00	0.00	0.00	0.00	0.00	0.00	0.00	0.00	0.00	979,811.52	2,839,874.72	0.00	501,434.50	4,321,120.74		
MDS Check Issued					0.00					0.00					0.00							0.00	0.00	0.00	0.00	0.00	0.00	
Advise to Debit Account					0.00					0.00					0.00							0.00	0.00	0.00	0.00	0.00	0.00	
Notice of Transfer Allocation (NTA)	979,811.52	2,832,975.33	0.00	501,434.50	4,314,221.35	0.00	6,899.39	0.00	0.00	6,899.39	0.00	0.00	0.00	0.00	0.00	6,899.39	4,321,120.74	0.00	0.00	0.00	0.00	979,811.52	2,839,874.72	0.00	501,434.50	4,321,120.74		
MDS Check Issued		2,376,636.99		501,434.50	2,878,071.49					0.00					0.00							0.00	0.00	2,376,636.99	0.00	501,434.50	2,878,071.49	
Advise to Debit Account	979,811.52	456,338.34			1,436,149.86		6,899.39			6,899.39					0.00							979,811.52	463,237.73	0.00	0.00	1,443,049.25		
Working Fund for FAPs					0.00					0.00					0.00							0.00	0.00	0.00	0.00	0.00	0.00	
Cash Disbursement Ceiling (CDC)					0.00					0.00					0.00							0.00	0.00	0.00	0.00	0.00	0.00	
TOTAL CASH DISBURSEMENTS	979,811.52	2,832,975.33	0.00	501,434.50	4,314,221.35	0.00	6,899.39	0.00	0.00	6,899.39	0.00	0.00	0.00	0.00	0.00	6,899.39	4,321,120.74	0.00	0.00	0.00	0.00	979,811.52	2,839,874.72	0.00	501,434.50	4,321,120.74		
NON-CASH DISBURSEMENTS																												
Tax Remittance Advice (TRA)	50,570.12	99,698.01			150,268.13					0.00					0.00		150,268.13				0.00	50,570.12	99,698.01	0.00	0.00	150,268.13		
Non-Cash Assilment Authority (NCAA)					0.00					0.00					0.00		0.00				0.00	0.00	0.00	0.00	0.00	0.00	0.00	
Disbursements effected through outright	0.00	0.00	0.00	0.00	0.00	0.00	0.00	0.00	0.00	0.00	0.00	0.00	0.00	0.00	0.00	0.00	0.00	0.00	0.00	0.00	0.00	0.00	0.00	0.00	0.00	0.00	0.00	0.00
Overpayment of expenses (e.g. personal benefits)					0.00					0.00					0.00		0.00				0.00	0.00	0.00	0.00	0.00	0.00	0.00	0.00
Restitution for loss of government property					0.00					0.00					0.00		0.00				0.00	0.00	0.00	0.00	0.00	0.00	0.00	0.00
Liquidated Damages					0.00					0.00					0.00		0.00				0.00	0.00	0.00	0.00	0.00	0.00	0.00	0.00
Disallowance					0.00					0.00					0.00		0.00				0.00	0.00	0.00	0.00	0.00	0.00	0.00	0.00
and other similar items (please specify...)					0.00					0.00					0.00		0.00				0.00	0.00	0.00	0.00	0.00	0.00	0.00	0.00
and other similar items (please specify...)					0.00					0.00					0.00		0.00				0.00	0.00	0.00	0.00	0.00	0.00	0.00	0.00
and other similar items (please specify...)					0.00					0.00					0.00		0.00				0.00	0.00	0.00	0.00	0.00	0.00	0.00	0.00
Others	0.00	0.00	0.00	0.00	0.00	0.00	0.00	0.00	0.00	0.00	0.00	0.00	0.00	0.00	0.00	0.00	0.00	0.00	0.00	0.00	0.00	0.00	0.00	0.00	0.00	0.00	0.00	0.00
TEF					0.00					0.00					0.00		0.00				0.00	0.00	0.00	0.00	0.00	0.00	0.00	0.00
BTY Doc Stamp Tax					0.00					0.00					0.00		0.00				0.00	0.00	0.00	0.00	0.00	0.00	0.00	0.00
and other similar items (please specify...)					0.00					0.00					0.00		0.00				0.00	0.00	0.00	0.00	0.00	0.00	0.00	0.00
and other similar items (please specify...)					0.00					0.00					0.00		0.00				0.00	0.00	0.00	0.00	0.00	0.00	0.00	0.00
and other similar items (please specify...)					0.00					0.00					0.00		0.00				0.00	0.00	0.00	0.00	0.00	0.00	0.00	0.00
TOTAL NON-CASH DISBURSEMENTS	50,570.12	99,698.01	0.00	0.00	150,268.13	0.00	0.00	0.00	0.00	0.00	0.00	0.00	0.00	0.00	0.00	0.00	150,268.13	0.00	0.00	0.00	0.00	50,570.12	99,698.01	0.00	0.00	150,268.13		
GRAND TOTAL	1,030,381.64	2,932,673.34	0.00	501,434.50	4,464,489.48	0.00	6,899.39	0.00	0.00	6,899.39	0.00	0.00	0.00	0.00	0.00	6,899.39	4,471,388.87	0.00	0.00	0.00	0.00	1,030,381.64	2,939,572.73	0.00	501,434.50	4,471,388.87		

SUMMARY:

	Carry Over Balance from Previous Year		This Month	As of Date	Previous Report					This Period					As of To Date													
					Total Excesses Report	MDS	WF	IRA	NCAA	Total This Report	MDS	WF	IRA	NCAA	Total as of To Date	MDS	WF	IRA	NCAA									
Total Disbursement Authorities Received					Total	Total Disbursement P	0.00	0.00	0.00	0.00	0.00	0.00	0.00	0.00	0.00	0.00	0.00	0.00	0.00	0.00	0.00	0.00	0.00	0.00	0.00	0.00	0.00	0.00
NCA			0.00	0.00		Less: Actual Disburse	54,541,128.4	53,187,149.9	0.00	1,353,978.4	0.00											59,012,517.27	57,508,270.68	0.00	1,504,246.59	0.00		
NTA			0.00	62,183,040.0		(Over)/Under spending	-54,541,128.4	-53,187,149.9	0.00	-1,353,978.4	0.00											-59,012,517.27	-57,508,270.68	0.00	-1,504,246.59	0.00		
Add: Notice of Transfer of Allocations (NTA) Received			53,327,949.9	62,183,040.0																								
Less: Notice of Transfer of Allocations (NTA) Issued			0.00	0.00																								
Working Fund			0.00	0.00		Current Appropriation	Total Disbursement P	0.00	0.00	0.00	0.00	0.00	0.00	0.00	0.00	0.00	0.00	0.00	0.00	0.00	0.00	0.00	0.00	0.00	0.00	0.00	0.00	0.00
Released by DBM			0.00	0.00		Less: Actual Disburse	53,623,989.0	52,300,721.7	0.00	1,323,267.3	0.00											58,688,478.57	56,614,943.13	0.00	1,473,535.44	0.00		
Add: LP/GP Received from CO/PSO (with ASA)			0.00	0.00		(Over)/Under spending	-53,623,989.0	-52,300,721.7	0.00	-1,323,267.3	0.00											-58,688,478.57	-56,614,943.13	0.00	-1,473,535.44	0.00		

NOVEMBER

ICULARS	Current Year Budget (Current Appropriations)					Prior Year's Budget										TOTAL	SUB-TOTAL	LIABILITIES			Grand Total					Remarks		
	PS	MOOE	FINEX	CO	TOTAL	Prior Year's Accounts Payable (PYO)					Current Year's Accounts Payable (Continuing Appr)							TOTAL	PS	MOOE	CO	TOTAL	PS	MOOE	FINEX		CO	TOTAL
						7	8	9	10	11	12	13	14	15	16													
1	2	3	4	5	6=(2+3+4+5)	7	8	9	10	11=8+9	12	13	14	15	16=11+12	17=(6+17)	18	19	20	21	19+20	23	24	25	26	27=(23+24+25+26)	28	
CASH DISBURSEMENTS																												
MDS Disbursements	1,932,758.02	4,027,152.13	0.00	0.00	5,959,910.15	0.00	0.00	0.00	0.00	0.00	0.00	0.00	0.00	0.00	0.00	0.00	0.00	0.00	0.00	0.00	0.00	0.00	0.00	0.00	0.00	0.00	0.00	0.00
Notice of Cash Allocation (NCA)	0.00	0.00	0.00	0.00	0.00	0.00	0.00	0.00	0.00	0.00	0.00	0.00	0.00	0.00	0.00	0.00	0.00	0.00	0.00	0.00	0.00	0.00	0.00	0.00	0.00	0.00	0.00	0.00
MDS Check Issued					0.00																							
Advise to Debit Account					0.00																							
Notice of Transfer Allocation (NTA)	1,932,758.02	4,027,152.13	0.00	0.00	5,959,910.15	0.00	0.00	0.00	0.00	0.00	0.00	0.00	0.00	0.00	0.00	0.00	0.00	0.00	0.00	0.00	0.00	0.00	0.00	0.00	0.00	0.00	0.00	0.00
MDS Check Issued	1,932,758.02	4,027,152.13			5,959,910.15																							
Advise to Debit Account		2,648,293.76			2,648,293.76																							
Working Fund for FAPs					0.00																							
Cash Disbursement Ceiling (CDC)					0.00																							
TOTAL CASH DISBURSEMENTS	1,932,758.02	4,027,152.13	0.00	0.00	5,959,910.15	0.00	0.00	0.00	0.00	0.00	0.00	0.00	0.00	0.00	0.00	0.00	0.00	0.00	0.00	0.00	0.00	0.00	0.00	0.00	0.00	0.00	0.00	0.00
NON-CASH DISBURSEMENTS																												
Tax Remittance Advice (TRA)	54,091.24	93,369.39			147,460.63					0.00					0.00													
Non-Cash Availment Authority (NCAA)					0.00					0.00					0.00													
Disbursements effected through outright	0.00	0.00	0.00	0.00	0.00	0.00	0.00	0.00	0.00	0.00	0.00	0.00	0.00	0.00	0.00	0.00	0.00	0.00	0.00	0.00	0.00	0.00	0.00	0.00	0.00	0.00	0.00	0.00
Overpayment of expenses (e.g. personal benefits)					0.00					0.00					0.00													
Restitution for loss of government property					0.00					0.00					0.00													
Liquidated Damages					0.00					0.00					0.00													
Disallowance					0.00					0.00					0.00													
and other similar items (please specify...)					0.00					0.00					0.00													
and other similar items (please specify...)					0.00					0.00					0.00													
and other similar items (please specify...)					0.00					0.00					0.00													
Other	0.00	0.00	0.00	0.00	0.00	0.00	0.00	0.00	0.00	0.00	0.00	0.00	0.00	0.00	0.00	0.00	0.00	0.00	0.00	0.00	0.00	0.00	0.00	0.00	0.00	0.00	0.00	0.00
TEF					0.00					0.00					0.00													
BTr Doc Stamp Tax					0.00					0.00					0.00													
and other similar items (please specify...)					0.00					0.00					0.00													
and other similar items (please specify...)					0.00					0.00					0.00													
and other similar items (please specify...)					0.00					0.00					0.00													
TOTAL NON-CASH DISBURSEMENTS	54,091.24	93,369.39	0.00	0.00	147,460.63	0.00	0.00	0.00	0.00	0.00	0.00	0.00	0.00	0.00	0.00	0.00	0.00	0.00	0.00	0.00	0.00	0.00	0.00	0.00	0.00	0.00	0.00	0.00
GRAND TOTAL	1,986,849.26	4,120,521.52	0.00	0.00	6,107,370.78	0.00	0.00	0.00	0.00	0.00	0.00	0.00	0.00	0.00	0.00	0.00	0.00	0.00	0.00	0.00	0.00	0.00	0.00	0.00	0.00	0.00	0.00	0.00

SUMMARY:

	Carry Over Balance from Previous Year		This Month	As of Date	Previous Report	Total Excess Report	MDS	WF	IRA	NCAA	This Period	Total This Report	MDS	WF	IRA	NCAA	As of To Date	Total as of Date	MDS	WF	IRA	NCAA	
	Year	Previous Report																					
Total Disbursement Authorities Received																							
NCA		0.00		0.00								0.00						0.00					
NTA	0.00	62,183,040.00	9,932,026.94	72,115,066.95							6,107,370.78	5,959,910.15	0.00	147,460.63	0.00	65,119,888.05	63,468,180.83	0.00	1,651,707.22	0.00			
Add: Notice of Transfer of Allocations (NTA) Received		62,183,040.00	9,932,026.94	72,115,066.95							6,107,370.78	5,959,910.15	0.00	147,460.63	0.00	65,119,888.05	63,468,180.83	0.00	1,651,707.22	0.00			
Less: Notice of Transfer of Allocations (NTA) Issued		0.00		0.00																			
Working Fund	0.00		0.00	0.00							0.00						64,195,849.35	62,574,853.28	0.00	1,620,936.97	0.00		
Released by DBM			0.00	0.00																			
Add: LP/GP Received from CO/PSO (with ASA)			0.00	0.00																			
Current Appropriation				0.00							6,107,370.78	5,959,910.15	0.00	147,460.63	0.00	64,195,849.35	62,574,853.28	0.00	1,620,936.97	0.00			
Less: Actual Disburse				58,088,478.55	56,614,943.11	0.00	1,473,535.4	0.00			6,107,370.78	5,959,910.15	0.00	147,460.63	0.00	64,195,849.35	62,574,853.28	0.00	1,620,936.97	0.00			
(Over)/Under special				-58,088,478.55	-56,614,943.11	0.00	-1,473,535.4	0.00			-6,107,370.78	-5,959,910.15	0.00	-147,460.63	0.00	-64,195,849.35	-62,574,853.28	0.00	-1,620,936.97	0.00			

Less: LP/GP Issued by CO/PSO (with ASA)	0.00		0.00
Add: LP/GP Received from CO/PSO (without ASA)	0.00		0.00
Less: LP/GP Issued by CO/PSO (without ASA)	0.00		0.00
TRA	234,768.60	8,539.92	243,308.52
CDC	0.00		0.00
NCAA	0.00		0.00
Total Disbursement Authorities Available	0.00	6,565,405.20	691,396.12
Less:			
Lapsed NCA	0.00		0.00
Disbursements**	6,565,405.20	487,593.06	7,052,998.26
Less: Other Non-Cash Disbursements	0.00	0.00	0.00
Disbursements effected through outright deduction	0.00	0.00	0.00
Overpayment of expenses (e.g. personal benefits)	0.00	0.00	0.00
Restitution for loss of governmental property	0.00	0.00	0.00
Liquidated Damages	0.00	0.00	0.00
Disallowance	0.00	0.00	0.00
and other similar items (please specify...)	0.00	0.00	0.00
and other similar items (please specify...)	0.00	0.00	0.00
and other similar items (please specify...)	0.00	0.00	0.00
Add/Less: Adjustments	0.00	0.00	0.00
Adjustments on MDS Accounts	0.00	0.00	0.00
Less: Adjustments (e.g. cancelled/stale checks)	0.00	0.00	0.00
Replacement of Cancelled Checks/LDDAP-ADA	0.00		0.00
please specify...	0.00		0.00
please specify...	0.00		0.00
Add: Adjustments (e.g. cancelled check/staled chec	0.00	0.00	0.00
Cancelled Checks/LDDAP-ADA	0.00		0.00
Staled Checks	0.00		0.00
please specify...	0.00		0.00
Adjustments on Current Accounts	0.00	0.00	0.00
Less: Adjustments (e.g. cancelled/stale checks)	0.00	0.00	0.00
Replacement of Cancelled Checks	0.00		0.00
please specify...	0.00		0.00
please specify...	0.00		0.00
Add: Adjustments (e.g. cancelled check/staled chec	0.00	0.00	0.00
Cancelled Checks	0.00		0.00
Staled Checks	0.00		0.00
please specify...	0.00		0.00
Balance of Disbursement Authorities as at date	0.00	0.00	203,803.06

Continuing Appropriation	Total Disbursement P	0.00	0.00	0.00	0.00	0.00	0.00	0.00	0.00	0.00	0.00	0.00	0.00	0.00
	Less: Actual Disburse	0.00	0.00	0.00	0.00	0.00	0.00	0.00	0.00	0.00	0.00	0.00	0.00	0.00
	(Over)/Under spendin	0.00	0.00	0.00	0.00	0.00	0.00	0.00	0.00	0.00	0.00	0.00	0.00	0.00
Prior Year's Obligations	Total Disbursement P	0.00	0.00	0.00	0.00	0.00	0.00	0.00	0.00	0.00	0.00	0.00	0.00	0.00
	Less: Actual Disburse	0.00	0.00	0.00	0.00	0.00	0.00	0.00	0.00	0.00	0.00	0.00	0.00	0.00
	(Over)/Under spendin	0.00	0.00	0.00	0.00	0.00	0.00	0.00	0.00	0.00	0.00	0.00	0.00	0.00
Trust Receipts	Total Disbursement P	0.00	0.00	0.00	0.00	0.00	0.00	0.00	0.00	0.00	0.00	0.00	0.00	0.00
	Less: Actual Disburse	0.00	0.00	0.00	0.00	0.00	0.00	0.00	0.00	0.00	0.00	0.00	0.00	0.00
	(Over)/Under spendin	0.00	0.00	0.00	0.00	0.00	0.00	0.00	0.00	0.00	0.00	0.00	0.00	0.00

Certified Correct:


ARLENE L. ABELLO
 Accountant I


Approved by:

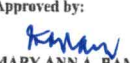

MARY ANN A. RAMOS
 Center Director

Less: LP/GP Issued by CO/PSO (with ASA)	0.00		0.00
Add: LP/GP Received from CO/PSO (without ASA)	0.00		0.00
Less: LP/GP Issued by CO/PSO (without ASA)	0.00		0.00
TRA	243,308.52	15,794.96	259,103.48
CDC	0.00		0.00
NCAA	0.00		0.00
Total Disbursement Authorities Available	0.00	7,256,801.32	421,099.16
Less:			
Lapsed NCA	0.00		0.00
Disbursements**	7,052,998.26	535,064.36	7,588,062.62
Less: Other Non-Cash Disbursements	0.00	0.00	0.00
Disbursements effected through outright deduction:	0.00	0.00	0.00
Overpayment of expenses (e.g. personal benefits)	0.00	0.00	0.00
Restitution for loss of government property	0.00	0.00	0.00
Liquidated Damages	0.00	0.00	0.00
Disallowance	0.00	0.00	0.00
and other similar items (please specify...)	0.00	0.00	0.00
and other similar items (please specify...)	0.00	0.00	0.00
and other similar items (please specify...)	0.00	0.00	0.00
Add/Less: Adjustments	0.00	0.00	0.00
Adjustments on MDS Accounts	0.00	0.00	0.00
Less: Adjustments (e.g. cancelled/stale checks)	0.00	0.00	0.00
Replacement of Cancelled Checks/LDDAP-ADA	0.00		0.00
please specify...	0.00		0.00
please specify...	0.00		0.00
Add: Adjustments (e.g. cancelled check/staled chec	0.00	0.00	0.00
Cancelled Checks/LDDAP-ADA	0.00		0.00
Staled Checks	0.00		0.00
please specify...	0.00		0.00
Adjustments on Current Accounts	0.00	0.00	0.00
Less: Adjustments (e.g. cancelled/stale checks)	0.00	0.00	0.00
Replacement of Cancelled Checks	0.00		0.00
please specify...	0.00		0.00
please specify...	0.00		0.00
Add: Adjustments (e.g. cancelled check/staled chec	0.00	0.00	0.00
Cancelled Checks	0.00		0.00
Staled Checks	0.00		0.00
please specify...	0.00		0.00
Balance of Disbursement Authorities as at date	0.00	203,803.06	(113,965.20)

Continuing Appropriation	Total Disbursement P	0.00	0.00	0.00	0.00	0.00	0.00	0.00	0.00	0.00	0.00	0.00
	Less: Actual Disburse	0.00	0.00	0.00	0.00	0.00	0.00	0.00	0.00	0.00	0.00	0.00
	(Over)/Under spendin	0.00	0.00	0.00	0.00	0.00	0.00	0.00	0.00	0.00	0.00	0.00
Prior Year's Obligations	Total Disbursement P	0.00	0.00	0.00	0.00	0.00	0.00	0.00	0.00	0.00	0.00	0.00
	Less: Actual Disburse	0.00	0.00	0.00	0.00	0.00	0.00	0.00	0.00	0.00	0.00	0.00
	(Over)/Under spendin	0.00	0.00	0.00	0.00	0.00	0.00	0.00	0.00	0.00	0.00	0.00
Just Receipts	Total Disbursement P	0.00	0.00	0.00	0.00	0.00	0.00	0.00	0.00	0.00	0.00	0.00
	Less: Actual Disburse	0.00	0.00	0.00	0.00	0.00	0.00	0.00	0.00	0.00	0.00	0.00
	(Over)/Under spendin	0.00	0.00	0.00	0.00	0.00	0.00	0.00	0.00	0.00	0.00	0.00

FAR No. 4

Certified Correct:

 ARLETTE L. ABELLO
 Accountant I


Approved by:

 MARY ANN A. RAMOS
 Center Director

Less: LP/GP Issued by CO/PSO (with ASA)	0.00		0.00
Add: LP/GP Received from CO/PSO (without ASA)	0.00		0.00
Less: LP/GP Issued by CO/PSO (without ASA)	0.00		0.00
TRA	259,103.48	32,099.34	291,202.82
CDC	0.00		0.00
NCAA	0.00		0.00
Total Disbursement Authorities Available	0.00	7,677,900.48	576,677.34
Less:			8,254,577.82
Lapsed NCA	0.00		0.00
Disbursements**	7,588,062.62	666,515.20	8,254,577.82
Less: Other Non-Cash Disbursements	0.00	0.00	0.00
Disbursements effected through outright deduction	0.00	0.00	0.00
Overpayment of expenses (e.g. personal benefits)	0.00	0.00	0.00
Restitution for loss of government property	0.00	0.00	0.00
Liquidated Damages	0.00	0.00	0.00
Disallowance	0.00	0.00	0.00
and other similar items (please specify...)	0.00	0.00	0.00
and other similar items (please specify...)	0.00	0.00	0.00
and other similar items (please specify...)	0.00	0.00	0.00
Add/Less: Adjustments	0.00	0.00	0.00
Adjustments on MDS Accounts	0.00	0.00	0.00
Less: Adjustments (e.g. cancelled/state checks)	0.00	0.00	0.00
Replacement of Cancelled Checks/LDDAP-ADA	0.00		0.00
please specify...	0.00		0.00
please specify...	0.00		0.00
Add: Adjustments (e.g. cancelled check/staled chec	0.00	0.00	0.00
Cancelled Checks/LDDAP-ADA	0.00		0.00
Staled Checks	0.00		0.00
please specify...	0.00		0.00
Adjustments on Current Accounts	0.00	0.00	0.00
Less: Adjustments (e.g. cancelled/state checks)	0.00	0.00	0.00
Replacement of Cancelled Checks	0.00		0.00
please specify...	0.00		0.00
please specify...	0.00		0.00
Add: Adjustments (e.g. cancelled check/staled chec	0.00	0.00	0.00
Cancelled Checks	0.00		0.00
Staled Checks	0.00		0.00
please specify...	0.00		0.00
Balance of Disbursement Authorities as at date	0.00	89,837.86	(89,837.86)

Continuing Appropriation	Total Disbursement P	0.00	0.00	0.00	0.00	0.00
	Less: Actual Disburse	0.00	0.00	0.00	0.00	0.00
	(Over)/Under spendin	0.00	0.00	0.00	0.00	0.00
Prior Year's Obligations	Total Disbursement P	0.00	0.00	0.00	0.00	0.00
	Less: Actual Disburse	0.00	0.00	0.00	0.00	0.00
	(Over)/Under spendin	0.00	0.00	0.00	0.00	0.00
Trust Receipts	Total Disbursement P	0.00	0.00	0.00	0.00	0.00
	Less: Actual Disburse	0.00	0.00	0.00	0.00	0.00
	(Over)/Under spendin	0.00	0.00	0.00	0.00	0.00

0.00	0.00	0.00	0.00	0.00
0.00	0.00	0.00	0.00	0.00
0.00	0.00	0.00	0.00	0.00
0.00	0.00	0.00	0.00	0.00
0.00	0.00	0.00	0.00	0.00
0.00	0.00	0.00	0.00	0.00
0.00	0.00	0.00	0.00	0.00

0.00	0.00	0.00	0.00	0.00
0.00	0.00	0.00	0.00	0.00
0.00	0.00	0.00	0.00	0.00
0.00	0.00	0.00	0.00	0.00
0.00	0.00	0.00	0.00	0.00
0.00	0.00	0.00	0.00	0.00
0.00	0.00	0.00	0.00	0.00

Certified Correct:

 ARLETTE L. ABELLO
 Accountant I

Approved by:

 MARY ANN A. RAMOS
 Center Director

NCAA	5,498,439.01		5,498,439.01
Total Disbursement Authorities Available	0.00	5,498,439.01	0.00
Less:			
Lapsed NCA			0.00
Disbursements**	0.00	1,088,449.93	1,088,449.93
Less: Other Non-Cash Disbursements	0.00	0.00	0.00
Disbursements effected through outright deduction:	0.00	0.00	0.00
Overpayment of expenses (e.g. personal benefits)		0.00	0.00
Restitution for loss of government property		0.00	0.00
Liquidated Damages		0.00	0.00
Disallowance		0.00	0.00
and other similar items (please specify...)		0.00	0.00
and other similar items (please specify...)		0.00	0.00
and other similar items (please specify...)		0.00	0.00
Add/Less: Adjustments	0.00	(8,956,560.99)	0.00
Adjustments on MDS Accounts	0.00	0.00	0.00
Less: Adjustments (e.g. cancelled/stale checks)	0.00	0.00	0.00
Replacement of Cancelled Checks/LDDAP-ADA		0.00	0.00
please specify...		0.00	0.00
please specify...		0.00	0.00
Add: Adjustments (e.g. cancelled check/staled che	0.00	0.00	0.00
Cancelled Checks/LDDAP-ADA		0.00	0.00
Staled Checks		0.00	0.00
please specify...		0.00	0.00
Adjustments on Current Accounts	0.00	(8,956,560.99)	0.00
Less: Adjustments (e.g. cancelled/stale checks)	0.00	8,956,560.99	0.00
Replacement of Cancelled Checks		8,956,560.99	8,956,560.99
please specify...		0.00	0.00
please specify...		0.00	0.00
Add: Adjustments (e.g. cancelled check/staled che	0.00	0.00	0.00
Cancelled Checks		0.00	0.00
Staled Checks		0.00	0.00
please specify...		0.00	0.00
Balance of Disbursement Authorities as at date	0.00	(3,458,121.98)	(1,088,449.93)

Prior Year's Obligations	Less: Actual Disbursements	5,498,439.01	5,498,439.01	0.00	0.00	0.00	0.00
	(Over)/Under spending	5,498,439.01	-5,498,439.01	0.00	0.00	0.00	0.00
	Total Disbursement P	0.00					
Trust Receipts	Less: Actual Disbursements	0.00	0.00	0.00	0.00	0.00	0.00
	(Over)/Under spending	0.00	0.00	0.00	0.00	0.00	0.00

0.00	0.00	0.00	0.00	0.00	0.00
0.00	0.00	0.00	0.00	0.00	0.00
0.00					
1,088,449.93	1,088,449.93	0.00	0.00	0.00	0.00
-1,088,449.93	-1,088,449.93	0.00	0.00	0.00	0.00

5,498,439.01	5,498,439.01	0.00	0.00
-5,498,439.01	-5,498,439.01	0.00	0.00
0.00	0.00	0.00	0.00
1,088,449.93	1,088,449.93	0.00	0.00
-1,088,449.93	-1,088,449.93	0.00	0.00

Certified Correct:


ARLEY L. ABELLO
 Accountant I

Approved by:


MARY ANN A. RAMOS
 Center Director

NOVEMBER

PARTICULARS	Current Year Budget (Current Appropriations)					Prior Year's Budget										TRUST LIABILITIES					Grand Total					Remarks		
	PS	MOOE	FINEX	CO	TOTAL	Prior Year's Accounts Payable (PYO)					Current Year's Accounts Payable (Continuing App)					PS	MOOE	CO	TOTAL	PS	MOOE	FINEX	CO	TOTAL				
						PS	MOOE	FINEX	CO	B-TOT	PS	MOOE	FINEX	CO	B-TOT													
1	2	3	4	5	6=(2+3+4+5)	7	8	9	10	7+8+9	12	13	14	15	12+13+14	18=(6+17)	19	20	21	19+20	23	24	25	26	23+24+25+26	28		
CASH DISBURSEMENTS																												
MDS Disbursements	0.00	6.00	0.00	0.00	0.00	0.00	0.00	0.00	0.00	0.00	0.00	0.00	0.00	0.00	0.00	0.00	0.00	1,226.00	0.00	1,226.00	0.00	1,226,953.44	0.00	0.00	0.00	1,226,953.44		
Notice of Cash Allocation (NCA)	0.00	0.00	0.00	0.00	0.00	0.00	0.00	0.00	0.00	0.00	0.00	0.00	0.00	0.00	0.00	0.00	0.00	0.00	0.00	0.00	0.00	0.00	0.00	0.00	0.00	0.00	0.00	
MDS Check Issued																												
Advise to Debit Account																												
Notice of Transfer Allocation (NTA)	0.00	0.00	0.00	0.00	0.00	0.00	0.00	0.00	0.00	0.00	0.00	0.00	0.00	0.00	0.00	0.00	0.00	1,226.00	0.00	1,226.00	0.00	1,226,953.44	0.00	0.00	0.00	1,226,953.44		
MDS Check Issued																		998,635.34	0.00	998,635.34	0.00	998,635.34	0.00	0.00	0.00	998,635.34		
Advise to Debit Account																		228,318.10	0.00	228,318.10	0.00	228,318.10	0.00	0.00	0.00	228,318.10		
Working Fund for FAPs																		0.00	0.00	0.00	0.00	0.00	0.00	0.00	0.00	0.00	0.00	
Cash Disbursement Ceiling (CDC)																		0.00	0.00	0.00	0.00	0.00	0.00	0.00	0.00	0.00	0.00	
TOTAL CASH DISBURSEMENTS	0.00	0.00	0.00	0.00	0.00	0.00	0.00	0.00	0.00	0.00	0.00	0.00	0.00	0.00	0.00	0.00	0.00	1,226.00	0.00	1,226.00	0.00	1,226,953.44	0.00	0.00	0.00	1,226,953.44		
NON-CASH DISBURSEMENTS																												
Tax Remittance Advice (TRA)					0.00					0.00					0.00					0.00		0.00	0.00	0.00	0.00	0.00		
Non-Cash Availment Authority (NCAA)					0.00					0.00					0.00					0.00		0.00	0.00	0.00	0.00	0.00		
Disbursements effected through outright	0.00	0.00	0.00	0.00	0.00	0.00	0.00	0.00	0.00	0.00	0.00	0.00	0.00	0.00	0.00	0.00	0.00	0.00	0.00	0.00	0.00	0.00	0.00	0.00	0.00	0.00	0.00	
Overpayment of expenses (e.g. personal benefits)					0.00					0.00					0.00					0.00		0.00	0.00	0.00	0.00	0.00		
Restitution for loss of government property					0.00					0.00					0.00					0.00		0.00	0.00	0.00	0.00	0.00		
Liquidated Damages					0.00					0.00					0.00					0.00		0.00	0.00	0.00	0.00	0.00		
Disallowance					0.00					0.00					0.00					0.00		0.00	0.00	0.00	0.00	0.00		
and other similar items (please specify...)					0.00					0.00					0.00					0.00		0.00	0.00	0.00	0.00	0.00		
and other similar items (please specify...)					0.00					0.00					0.00					0.00		0.00	0.00	0.00	0.00	0.00		
and other similar items (please specify...)					0.00					0.00					0.00					0.00		0.00	0.00	0.00	0.00	0.00		
Others	0.00	0.00	0.00	0.00	0.00	0.00	0.00	0.00	0.00	0.00	0.00	0.00	0.00	0.00	0.00	0.00	0.00	0.00	0.00	0.00	0.00	0.00	0.00	0.00	0.00	0.00	0.00	
TEF					0.00					0.00					0.00					0.00		0.00	0.00	0.00	0.00	0.00		
B Tr Dec Stamp Tax					0.00					0.00					0.00					0.00		0.00	0.00	0.00	0.00	0.00		
and other similar items (please specify...)					0.00					0.00					0.00					0.00		0.00	0.00	0.00	0.00	0.00		
and other similar items (please specify...)					0.00					0.00					0.00					0.00		0.00	0.00	0.00	0.00	0.00		
and other similar items (please specify...)					0.00					0.00					0.00					0.00		0.00	0.00	0.00	0.00	0.00		
TOTAL NON-CASH DISBURSEMENTS	0.00	0.00	0.00	0.00	0.00	0.00	0.00	0.00	0.00	0.00	0.00	0.00	0.00	0.00	0.00	0.00	0.00	0.00	0.00	0.00	0.00	0.00	0.00	0.00	0.00	0.00	0.00	
GRAND TOTAL	0.00	0.00	0.00	0.00	0.00	0.00	0.00	0.00	0.00	0.00	0.00	0.00	0.00	0.00	0.00	0.00	0.00	1,226.00	0.00	1,226.00	0.00	1,226,953.44	0.00	0.00	0.00	1,226,953.44		

SUMMARY:


	Carry Over Balance from Previous Year			As at Date	Previous Report					This Period					As of To Date												
	Year	Previous Report	This Month		Total Previous Report	MDS	WF	IRA	NCAA	Total This Report	MDS	WF	IRA	NCAA	Total as of To Date	MDS	WF	IRA	NCAA								
Total Disbursement Authorities Received																											
NCA				0.00																							
NTA				0.00																							
Add: Notice of Transfer of Allocations (NTA) Received				0.00																							
Less: Notice of Transfer of Allocations (NTA) Issued				0.00																							
Working Fund				14,455,000.00																							
Released by DBM				14,455,000.00																							
Add: LP/GP Received from CO/PSO (with ASA)				0.00																							
Less: LP/GP Received from CO/PSO (without ASA)				0.00																							
Add: LP/GP Received from CO/PSO (without ASA)				5,498,439.01																							
Less: LP/GP Issued by CO/PSO (without ASA)				5,498,439.01																							
TRA				0.00																							

CDC	0.00	0.00	0.00
NCAA	1,088,449.93	1,088,449.93	1,088,449.93
Total Disbursement Authorities Available	0.00 15,543,449.93	0.00 15,543,449.93	0.00 15,543,449.93
Less:			
Lapsed NCA	0.00	0.00	0.00
Disbursements**	0.00	1,226,953.44	1,226,953.44
Less: Other Non-Cash Disbursements	0.00 (8,956,560.99)	0.00 (8,956,560.99)	0.00 (8,956,560.99)
Disbursements effected through outright deduction	0.00	(8,956,560.99)	(8,956,560.99)
Overpayment of expenses (e.g. personal benefits)	0.00	0.00	0.00
Restitution for loss of government property	0.00	0.00	0.00
Liquidated Damages	0.00	0.00	0.00
Disallowance	(8,956,560.99)	0.00	(8,956,560.99)
and other similar items (please specify...)	0.00	0.00	0.00
and other similar items (please specify...)	0.00	0.00	0.00
and other similar items (please specify...)	0.00	0.00	0.00
Add/less: Adjustments	0.00 17,913,121.91	0.00 17,913,121.91	0.00 17,913,121.91
Adjustments on MDS Accounts	0.00 17,913,121.91	0.00 17,913,121.91	0.00 17,913,121.91
Less: Adjustments (e.g. cancelled/stale checks)	0.00 0.00	0.00 0.00	0.00 0.00
Replacement of Cancelled Checks/LDDAP-ADA	0.00	0.00	0.00
please specify...	0.00	0.00	0.00
please specify...	0.00	0.00	0.00
Add: Adjustments (e.g. cancelled check/staled che	0.00 17,913,121.91	0.00 17,913,121.91	0.00 17,913,121.91
Cancelled Checks/LDDAP-ADA	8,956,560.99	8,956,560.99	8,956,560.99
Staled Checks	8,956,560.99	8,956,560.99	8,956,560.99
please specify...	0.00	0.00	0.00
Adjustments on Current Accounts	0.00 0.00	0.00 0.00	0.00 0.00
Less: Adjustments (e.g. cancelled/stale checks)	0.00 0.00	0.00 0.00	0.00 0.00
Replacement of Cancelled Checks	0.00	0.00	0.00
please specify...	0.00	0.00	0.00
please specify...	0.00	0.00	0.00
Add: Adjustments (e.g. cancelled check/staled che	0.00 0.00	0.00 0.00	0.00 0.00
Cancelled Checks	0.00	0.00	0.00
Staled Checks	0.00	0.00	0.00
please specify...	0.00	0.00	0.00
Balance of Disbursement Authorities as at date	0.00 24,500,010.93 (1,226,953.44)	0.00 23,273,057.49	0.00 23,273,057.49

Total Disbursement P	0.00	0.00	0.00	0.00	0.00
Prior Year's Obligations	Less: Actual Disburse	1,088,449.93	1,088,449.93	0.00	0.00
	(Over)/Under spending	-1,088,449.93	-1,088,449.93	0.00	0.00
Total Disbursement P	0.00	0.00	0.00	0.00	0.00
Trust Receipts	Less: Actual Disburse	0.00	0.00	0.00	0.00
	(Over)/Under spending	0.00	0.00	0.00	0.00

0.00	0.00	0.00	0.00	0.00
1,226,953.44	1,226,953.44	0.00	0.00	0.00
-1,226,953.44	-1,226,953.44	0.00	0.00	0.00

0.00	0.00	0.00	0.00	0.00
1,088,449.93	1,088,449.93	0.00	0.00	0.00
-1,088,449.93	-1,088,449.93	0.00	0.00	0.00
0.00	0.00	0.00	0.00	0.00
1,226,953.44	1,226,953.44	0.00	0.00	0.00
-1,226,953.44	-1,226,953.44	0.00	0.00	0.00

Certified Correct:

ARLETTE L. ABELLO
 Accountant I

Approved by:

MARY ANN A. RAMOS
 Center Director

DECEMBER

PARTICULARS	Current Year Budget (Current Appropriations)					Prior Year's Budget										TRUST LIABILITIES					Grand Total					Remarks		
	PS	MOOE	FINEX	CO	TOTAL	Prior Year's Accounts Payable (PYO)					Current Year's Accounts Payable (Continuing App)					SUB-TOTAL	PS	MOOE	CO	TOTAL	PS	MOOE	FINEX	CO	TOTAL			
						7	8	9	10	11	12	13	14	15	16												17	18
1	2	3	4	5	6=(2+3+4+5)	7	8	9	10	11	12	13	14	15	16	17	18=(11+12+13+14+15+16)	19	20	21	22	23	24	25	26	27=(23+24+25+26)	28	
CASH DISBURSEMENTS																												
MDS Disbursements	0.00	6.00	0.00	0.00	6.00	0.00	0.00	0.00	0.00	0.00	0.00	0.00	0.00	0.00	0.00	0.00	0.00	0.00	3,286	0.00	3,286	0.00	3,286,479.91	0.00	0.00	0.00	3,286,479.91	
Notice of Cash Allocation (NCA)	0.00	0.00	0.00	0.00	0.00	0.00	0.00	0.00	0.00	0.00	0.00	0.00	0.00	0.00	0.00	0.00	0.00	0.00	0.00	0.00	0.00	0.00	0.00	0.00	0.00	0.00	0.00	
MDS Check Issued					6.00																0.00		0.00				0.00	
Advise to Debit Account					0.00																0.00		0.00				0.00	
Notice of Transfer Allocation (NTA)	0.00	0.00	0.00	0.00	0.00	0.00	0.00	0.00	0.00	0.00	0.00	0.00	0.00	0.00	0.00	0.00	0.00	0.00	3,286	0.00	3,286	0.00	3,286,479.91	0.00	0.00	0.00	3,286,479.91	
MDS Check Issued					0.00																3,171		3,171,583.43				3,171,583.43	
Advise to Debit Account					0.00																114.89		114,896.48				114,896.48	
Working Fund for FAPs					0.00																0.00		0.00				0.00	
Cash Disbursement Coiling (CDC)					0.00																0.00		0.00				0.00	
TOTAL CASH DISBURSEMENTS	0.00	0.00	0.00	0.00	6.00	0.00	0.00	0.00	0.00	0.00	0.00	0.00	0.00	0.00	0.00	0.00	0.00	0.00	3,286	0.00	3,286	0.00	3,286,479.91	0.00	0.00	0.00	3,286,479.91	
NON-CASH DISBURSEMENTS																												
Tax Remittance Advice (TRA)					0.00																0.00		0.00				0.00	
Non-Cash Availment Authority (NCAA)					0.00																0.00		0.00				0.00	
Disbursements effected through outright	0.00	0.00	0.00	0.00	0.00	0.00	0.00	0.00	0.00	0.00	0.00	0.00	0.00	0.00	0.00	0.00	0.00	0.00	0.00	0.00	0.00	0.00	0.00	0.00	0.00	0.00	0.00	
Overpayment of expenses (e.g. personal benefits)					0.00																0.00		0.00				0.00	
Resitution for loss of government property					0.00																0.00		0.00				0.00	
Liquidated Damages					0.00																0.00		0.00				0.00	
Disallowance					0.00																0.00		0.00				0.00	
and other similar items (please specify...)					0.00																0.00		0.00				0.00	
and other similar items (please specify...)					0.00																0.00		0.00				0.00	
and other similar items (please specify...)					0.00																0.00		0.00				0.00	
Other	0.00	0.00	0.00	0.00	0.00	0.00	0.00	0.00	0.00	0.00	0.00	0.00	0.00	0.00	0.00	0.00	0.00	0.00	0.00	0.00	0.00	0.00	0.00	0.00	0.00	0.00	0.00	
TEF					0.00																0.00		0.00				0.00	
BTr Dec Stamp Tax					0.00																0.00		0.00				0.00	
and other similar items (please specify...)					0.00																0.00		0.00				0.00	
and other similar items (please specify...)					0.00																0.00		0.00				0.00	
and other similar items (please specify...)					0.00																0.00		0.00				0.00	
TOTAL NON-CASH DISBURSEMENTS	0.00	0.00	0.00	0.00	0.00	0.00	0.00	0.00	0.00	0.00	0.00	0.00	0.00	0.00	0.00	0.00	0.00	0.00	0.00	0.00	0.00	0.00	0.00	0.00	0.00	0.00	0.00	
GRAND TOTAL	0.00	0.00	0.00	0.00	6.00	0.00	0.00	0.00	0.00	0.00	0.00	0.00	0.00	0.00	0.00	0.00	0.00	0.00	3,286	0.00	3,286	0.00	3,286,479.91	0.00	0.00	0.00	3,286,479.91	

SUMMARY:

	Carry-Over Balance from Previous Year		This Month	As of Date	Previous Report					This Period					As of To Date													
	Year	Previous Report			Total Previous Report	MDS	WF	TRA	NCAA	Total This Report	MDS	WF	TRA	NCAA	Total as of Date	MDS	WF	TRA	NCAA									
Total Disbursement Authorities Received																												
NCA			14,455,000.00	14,455,000.00	7,813,842.38	7,813,842.38	0.00	0.00	0.00	0.00	0.00	0.00	0.00	0.00	0.00	0.00	0.00	0.00	0.00	0.00	0.00	0.00	7,813,842.38	7,813,842.38	0.00	0.00	0.00	0.00
NTA	0.00	(5,498,439.01)	0.00	(5,498,439.01)	-7,813,842.38	-7,813,842.38	0.00	0.00	0.00	0.00	0.00	0.00	0.00	0.00	0.00	0.00	0.00	3,286,479.91	3,286,479.91	0.00	0.00	0.00	-4,527,262.47	-4,527,262.47	0.00	0.00	0.00	0.00
Add: Notice of Transfer of Allocations (NTA) Received			0.00	0.00																	0.00		0.00				0.00	
Less: Notice of Transfer of Allocations (NTA) Issued			(5,498,439.01)	(5,498,439.01)																	0.00		0.00				0.00	
Working Fund	0.00	14,455,000.00	0.00	14,455,000.00	10,996,899.86	10,996,899.86	0.00	0.00	0.00	0.00	0.00	0.00	0.00	0.00	0.00	0.00	0.00	0.00	0.00	0.00	0.00	10,996,899.86	10,996,899.86	0.00	0.00	0.00	0.00	
Released by DBM			0.00	0.00																	0.00		0.00				0.00	
Add: LP/GP Received from CO/PSO (with ASA)			0.00	0.00																	0.00		0.00				0.00	
Less: LP/GP Issued by CO/PSO (with ASA)			(1,088,449.93)	(1,088,449.93)																	0.00		0.00				0.00	
Add: LP/GP Received from CO/PSO (without ASA)			15,543,449.93	15,543,449.93																	0.00		0.00				0.00	
Less: LP/GP Issued by CO/PSO (without ASA)			0.00	0.00																	0.00		0.00				0.00	
TRA			0.00	0.00																	0.00		0.00				0.00	
CDC			1,226,953.44	1,226,953.44																	0.00		0.00				0.00	


NCAA	(8,956,560.99)	(8,956,560.99)
Total Disbursement Authorities Available	0.00 15,681,953.4	15,681,953.4
Less:		
Lapsed NCA	0.00 16,506.00	16,506.00
Disbursements**	0.00 3,286,479.91	3,286,479.91
Less: Other Non-Cash Disbursements	0.00 35,826,243.9	35,826,243.9
Disbursements effected through outright deduction:		
Overpayment of expenses (e.g. personal benefits)	0.00 0.00	0.00
Restitution for loss of government property	0.00 0.00	0.00
Liquidated Damages	17,913,121.91 0.00	17,913,121.91
Disallowance	17,913,121.98 0.00	17,913,121.98
and other similar items (please specify...)	0.00 0.00	0.00
and other similar items (please specify...)	0.00 0.00	0.00
and other similar items (please specify...)	0.00 0.00	0.00
Add/Less: Adjustments	0.00 (32,229,618.4)	(32,229,618.4)
Adjustments on MDS Accounts	0.00 (8,956,560.99)	(8,956,560.99)
Less: Adjustments (e.g. cancelled/stale checks)	0.00 8,956,560.99	8,956,560.99
Replacement of Cancelled Checks/LDDAP-ADA	8,956,560.99	8,956,560.99
please specify...	0.00	0.00
please specify...	0.00	0.00
Add: Adjustments (e.g. cancelled check/staled che	0.00 0.00	0.00
Cancelled Checks/LDDAP-ADA	0.00	0.00
Staled Checks	0.00	0.00
please specify...	0.00	0.00
Adjustments on Current Accounts	0.00 (23,273,057.4)	(23,273,057.4)
Less: Adjustments (e.g. cancelled/stale checks)	0.00 23,273,057.4	23,273,057.4
Replacement of Cancelled Checks	0.00	0.00
please specify...	0.00	0.00
please specify...	23,273,057.4	23,273,057.4
Add: Adjustments (e.g. cancelled check/staled che	0.00 0.00	0.00
Cancelled Checks	0.00	0.00
Staled Checks	0.00	0.00
please specify...	0.00	0.00
Balance of Disbursement Authorities as at date	0.00 19,278,578.9 (3,302,985.91)	15,975,593.0

Prior Year's Obligations	Less: Actual Disbursements	-1,226,953.44	-1,226,953.44	0.00	0.00	0.00
	(Over)/Under spending	2,453,906.88	2,453,906.88	0.00	0.00	0.00
Total Disbursement P						
0.00						
Trust Receipts	Less: Actual Disbursements	0.00	0.00	0.00	0.00	0.00
	(Over)/Under spending	0.00	0.00	0.00	0.00	0.00

0.00	0.00	0.00	0.00	0.00	0.00
0.00	0.00	0.00	0.00	0.00	0.00
3,286,479.91	3,286,479.91	0.00	0.00	0.00	0.00
-3,286,479.91	-3,286,479.91	0.00	0.00	0.00	0.00

-1,226,953.44	-1,226,953.44	0.00	0.00
2,453,906.88	2,453,906.88	0.00	0.00
0.00	0.00	0.00	0.00
3,286,479.91	3,286,479.91	0.00	0.00
-3,286,479.91	-3,286,479.91	0.00	0.00

Certified Correct:


ALEX L. ABELLO
Accountant I

Approved by:


MARY ANN A. RAMOS
Center Director

NCAA	0.00	0.00	0.00
Total Disbursement Authorities Available	0.00	(987,603.34)	0.00
Less:			
Lapsed NCA	0.00		0.00
Disbursements**	0.00	36,476.05	36,476.05
Less: Other Non-Cash Disbursements	0.00	72,230.68	0.00
Disbursements effected through outright deduction:	0.00	72,230.68	0.00
Overpayment of expenses (e.g. personal benefits)		0.00	0.00
Restitution for loss of government property	72,230.68	0.00	72,230.68
Liquidated Damages	0.00	0.00	0.00
Disallowance	0.00	0.00	0.00
and other similar items (please specify...)	0.00	0.00	0.00
and other similar items (please specify...)	0.00	0.00	0.00
and other similar items (please specify...)	0.00	0.00	0.00
Add/Less: Adjustments	0.00	(926,526.06)	0.00
Adjustments on MDS Accounts	0.00	0.00	0.00
Less: Adjustments (e.g. cancelled/stale checks)	0.00	72,230.68	0.00
Replacement of Cancelled Checks/LDDAP-ADA		0.00	0.00
please specify...	72,230.68		72,230.68
please specify...		0.00	0.00
Add: Adjustments (e.g. cancelled check/staled che	0.00	72,230.68	0.00
Cancelled Checks/LDDAP-ADA		0.00	0.00
Staled Checks		0.00	0.00
please specify...	72,230.68		72,230.68
Adjustments on Current Accounts	0.00	(926,526.06)	0.00
Less: Adjustments (e.g. cancelled/stale checks)	0.00	926,526.06	0.00
Replacement of Cancelled Checks		72,230.68	72,230.68
please specify...	854,295.38		854,295.38
please specify...			0.00
Add: Adjustments (e.g. cancelled check/staled che	0.00	0.00	0.00
Cancelled Checks			0.00
Staled Checks			0.00
please specify...			0.00
Balance of Disbursement Authorities as at date	0.00	(1,841,898.72)	(36,476.05)

Prior Year's Obligations	Less: Actual Disbursements	0.00				
	(Over)/Under spending	521,728.66	521,728.66	0.00	0.00	0.00
	Total Disbursement P	0.00				
Trust Receipts	Less: Actual Disbursements	0.00				
	(Over)/Under spending	0.00	0.00	0.00	0.00	0.00

0.00	0.00	0.00	0.00	0.00
0.00	0.00	0.00	0.00	0.00
36,476.05	36,476.05	0.00	0.00	0.00
-36,476.05	-36,476.05	0.00	0.00	0.00

0.00	0.00	0.00	0.00	0.00
521,728.66	521,728.66	0.00	0.00	0.00
0.00	0.00	0.00	0.00	0.00
36,476.05	36,476.05	0.00	0.00	0.00
-36,476.05	-36,476.05	0.00	0.00	0.00

Certified Correct:


ARLETTE L. ABELLO
Accountant I

Approved by:



MARY ANN A. RAMOS
Center Director

NCAA	72,230.68		72,230.68
Total Disbursement Authorities Available	0.00	248,557.37	14,000.00
Less:			
Lapsed NCA	72,230.68		72,230.68
Disbursements**	0.00	409,588.65	409,588.65
Less: Other Non-Cash Disbursements	0.00	(782,064.70)	0.00
Disbursements effected through outright deduction	0.00	(782,064.70)	0.00
Overpayment of expenses (e.g. personal benefits)		0.00	0.00
Restitution for loss of government property		0.00	0.00
Liquidated Damages	(926,526.06)		(926,526.06)
Disallowance		0.00	0.00
and other similar items (please specify...)	72,230.68		72,230.68
and other similar items (please specify...)		0.00	0.00
and other similar items (please specify...)	72,230.68		72,230.68
Add/Less: Adjustments	0.00	3,659,196.21	0.00
Adjustments on MDS Accounts	0.00	1,780,821.44	0.00
Less: Adjustments (e.g. cancelled/stale checks)	0.00	(854,295.38)	0.00
Replacement of Cancelled Checks/LDDAP-ADA		0.00	0.00
please specify...	72,230.68		72,230.68
please specify...	(926,526.06)		(926,526.06)
Add: Adjustments (e.g. cancelled check/staled che	0.00	926,526.06	0.00
Cancelled Checks/LDDAP-ADA		72,230.68	72,230.68
Staled Checks	854,295.38		854,295.38
please specify...		0.00	0.00
Adjustments on Current Accounts	0.00	1,878,374.77	0.00
Less: Adjustments (e.g. cancelled/stale checks)	0.00	(1,878,374.77)	0.00
Replacement of Cancelled Checks		0.00	0.00
please specify...		0.00	0.00
please specify...	(1,878,374.77)		(1,878,374.77)
Add: Adjustments (e.g. cancelled check/staled che	0.00	0.00	0.00
Cancelled Checks			0.00
Staled Checks			0.00
please specify...			0.00
Balance of Disbursement Authorities as at date	0.00	3,053,458.20	(395,588.65)
			2,657,869.55

Prior Year's Obligations	Less: Actual Disbursements	-36,476.05	-36,476.03	0.00	0.00	0.00
	(Over)/Under spending	72,952.10	72,952.10	0.00	0.00	0.00
	Total Disbursement P	0.00				
Trust Receipts	Less: Actual Disbursements	0.00				
	(Over)/Under spending	0.00	0.00	0.00	0.00	0.00

0.00	0.00	0.00	0.00	0.00
0.00	0.00	0.00	0.00	0.00
0.00				
409,588.65	409,588.65	0.00	0.00	0.00
409,588.65	-409,588.65	0.00	0.00	0.00

-36,476.05	-36,476.03	0.00	0.00
72,952.10	72,952.10	0.00	0.00
0.00	0.00	0.00	0.00
409,588.65	409,588.65	0.00	0.00
-409,588.65	-409,588.65	0.00	0.00

Certified Correct:

ARLETTE L. ABELLO
 Accountant I

Approved by:


MARY ANN A. RAMOS
 Center Director

QUARTERLY REPORT OF REVENUE AND OTHER RECEIPTS
As at the Quarter Ending December 31, 2024

Department : DEPARTMENT OF AGRICULTURE
 Agency : OFFICE OF THE SECRETARY
 Operating Unit : AGRICULTURAL TRAINING INSTITUTE (ATI) - REGION 6
 Organization Code (UAC) : 500102000001
 Funding Source Code (as clustered) : FUND CLUSTER 06 - BUSINESS RELATED/REVOLVING FUND

CLASSIFICATION / SOURCES OF REVENUE AND OTHER RECEIPTS	UACS Code	REVENUE TARGET (Annual)	ND OTHER RECEIPTS COLLECTIONS				CUMULATIVE REMITTANCE / DEPOSITS TO DATE				VARIANCE		REMARKS
			1st Quarter	2nd Quarter	3rd Quarter	4th Quarter	TOTAL	Remittance to BTr	Deposited with AGDB	TOTAL	AMOUNT	%	
1	2	3	4	5	6	7	8 =(4+5+6+7)	9	10	11=(9+10)	12=(8-3)	13=(12/3)	14
A. Regular Agency Fund (Fund Cluster Code 01)													
A.1. Revenue Collections													
A.1.1 Cash Revenue													
Business Income													
Affiliation Fees	40202020 00												#DIV/0!
Examination Fees	40202030 00												#DIV/0!
Seminar/Training Fees	40202040 00												#DIV/0!
Rent/Lease Income	40202050 00												#DIV/0!
Income from Hostels/Dormitories and Other Lik	40202130 00		373,400.00	551,160.00	231,400.00	796,750.00	1,952,710.00		1,952,710.00	1,952,710.00	1,952,710.00		#DIV/0!
Slaughterhouse Operation	40202140 00												#DIV/0!
Income from Printing and Publication	40202150 00												#DIV/0!
Interest Income													
Interest on NG Deposits	40202200 01												#DIV/0!
Interest on Advances to GOCCs	40202200 02												#DIV/0!
Others	40202200 03												#DIV/0!
Fines and Penalties-Business Income	40202230 00												#DIV/0!
Other Business Income	40202990 00												
Income from Compromise Agreement	40202990 01												#DIV/0!
Pasture Income	40202990 02												#DIV/0!
Warehousing Fees	40202990 03												#DIV/0!
Other Business Income	40202990 99												
TOTAL			-	373,400.00	551,160.00	231,400.00	809,000.00	1,964,960.00	-	1,964,960.00	1,964,960.00	1,964,960.00	

Certified Correct :


ARLETTE L. ABELLO
 Accountant I

Approved By :


MARY ANN A. RAMOS
 Center Director