



Republic of the Philippines

DEPARTMENT OF AGRICULTURE
AGRICULTURAL TRAINING INSTITUTE

ATI Building, Elliptical Road, Diliman, Quezon City, Metro Manila 1100
Tel. Nos. (63-2) 929-8541 to 49 & 928-7397 Fax No. (63-2) 920-9792
E-mail: ati_director@ati.da.gov.ph & ati_director@yahoo.com
Website: <http://www.ati.da.gov.ph>

Ref. No. 2022-07- 1198
July 18, 2022

ATTY. JANE C. BACAYO

Undersecretary – Designate for Finance
DEPARTMENT OF AGRICULTURE
Elliptical Road, Diliman,
Quezon City

ATTENTION: **MS. TELMA C. TOLENTINO**
Chief, Budget Division


Sir/ Madam:

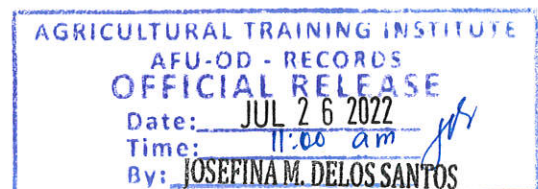
Respectfully submitting the **Financial Accountability Reports**– Consolidated Reports of **Central Office and Regional Training Centers** for the quarter ending **June 30, 2022**, as follows:

1. FAR No. 1 & 1A: Statement of Appropriations, Allotments, Obligations, Disbursements and Balances for Current Year Appropriations, Continuing Appropriations, and Rice Competitiveness Enhancement Fund.
2. FAR No. 1-B: List of Allotments and Sub-Allotments for Current Year Appropriations, Continuing Appropriations, and Rice Competitiveness Enhancement Fund.
3. FAR No. 2 & 2A: Statement of Approved Budget, Utilizations, Disbursements, and Balances for ATI Revolving Fund

For your information and guidance. Thank you!

Truly yours,


ROSANA P. MULA, Ph.D.
Director IV





Republic of the Philippines

DEPARTMENT OF AGRICULTURE
AGRICULTURAL TRAINING INSTITUTE

ATI Building, Elliptical Road, Diliman, Quezon City, Metro Manila 1100

Tel. Nos. (63-2) 929-8541 to 49 & 928-7397 Fax No. (63-2) 920-9792

E-mail: ati_director@ati.da.gov.ph & ati_director@yahoo.com

Website: <http://www.ati.da.gov.ph>

Ref. No. 2022-07- 1198
July 18, 2022

ATTY. JANE C. BACAYO

Undersecretary – Designate for Finance
DEPARTMENT OF AGRICULTURE
Elliptical Road, Diliman,
Quezon City

ATTENTION: **MS. TELMA C. TOLENTINO**
Chief, Budget Division


Sir/ Madam:

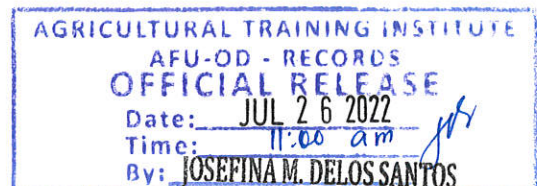
Respectfully submitting the **Financial Accountability Reports**– Consolidated Reports of **Central Office and Regional Training Centers** for the quarter ending **June 30, 2022**, as follows:

1. FAR No. 1 & 1A: Statement of Appropriations, Allotments, Obligations, Disbursements and Balances for Current Year Appropriations, Continuing Appropriations, and Rice Competitiveness Enhancement Fund.
2. FAR No. 1-B: List of Allotments and Sub-Allotments for Current Year Appropriations, Continuing Appropriations, and Rice Competitiveness Enhancement Fund.
3. FAR No. 2 & 2A: Statement of Approved Budget, Utilizations, Disbursements, and Balances for ATI Revolving Fund

For your information and guidance. Thank you!

Truly yours,


ROSANA P. MULA, Ph.D.
Director IV






Republic of the Philippines

**DEPARTMENT OF AGRICULTURE
AGRICULTURAL TRAINING INSTITUTE**

ATI Building, Elliptical Road, Diliman, Quezon City, Metro Manila 1100
Tel. Nos. (63-2) 929-8541 to 49 & 928-7397 Fax No. (63-2) 920-9792
E-mail: ati_director@ati.da.gov.ph & ati_director@yahoo.com
Website: <http://www.ati.da.gov.ph>

Ref. No. 2022-07- 1196
July 20, 2022

MS. ANABELLE M. BUMATAY
State Auditor IV
COMMISSION ON AUDIT
ATI Building, Elliptical Road,
Diliman, Quezon City



Madam:


Respectfully submitting the **Financial Accountability Reports**- Consolidated Reports of **Central Office and Regional Training Centers** for the quarter ending **June 30, 2022**, as follows:

1. FAR No. 1 & 1A: Statement of Appropriations, Allotments, Obligations, Disbursements and Balances for Current Year Appropriations, Continuing Appropriations, and Rice Competitiveness Enhancement Fund.
2. FAR No. 1-B: List of Allotments and Sub-Allotments for Current Year Appropriations, Continuing Appropriations, and Rice Competitiveness Enhancement Fund.
3. FAR No. 2 & 2A: Statement of Approved Budget, Utilizations, Disbursements, and Balances for ATI Revolving Fund
4. FAR 4 - Monthly Report of Disbursements for April, May, June 2022 for Fund Cluster 01 & 03
5. FAR No. 5: Quarterly Report of Revenue and Other Receipts Fund Cluster 01, 03, 06, & 07

For your information and guidance. Thank you!

Truly yours,


ROSANA P. MULA, Ph.D.
Director IV





Republic of the Philippines

**DEPARTMENT OF AGRICULTURE
AGRICULTURAL TRAINING INSTITUTE**

ATI Building, Elliptical Road, Diliman, Quezon City, Metro Manila 1100
Tel. Nos. (63-2) 929-8541 to 49 & 928-7397 Fax No. (63-2) 920-9792
E-mail: ati_director@ati.da.gov.ph & ati_director@yahoo.com
Website: <http://www.ati.da.gov.ph>

Ref. No. 2022-07- 1197
July 20, 2022

ATTY. JANE C. BACAYO
Undersecretary – Designate for Finance
DEPARTMENT OF AGRICULTURE
Elliptical Road, Diliman,
Quezon City

ATTENTION: **MS. CHARIE SARAH D. SAQUING**
Chief, Accounting Division

Sir/ Madam:

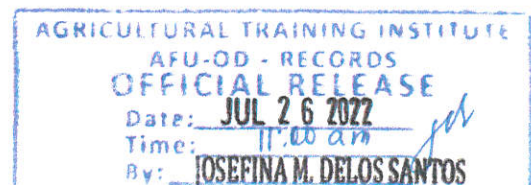
Respectfully submitting the **Financial Accountability Reports** – Consolidated Reports of **Central Office and Regional Training Centers** for the quarter ending **June 30, 2022**, as follows:

1. FAR No. 1 & 1A: Statement of Appropriations, Allotments, Obligations, Disbursements and Balances for Current Year Appropriations, Continuing Appropriations, and Rice Competitiveness Enhancement Fund.
2. FAR No. 1-B: List of Allotments and Sub-Allotments for Current Year Appropriations, Continuing Appropriations, and Rice Competitiveness Enhancement Fund.
3. FAR No. 2 & 2A: Statement of Approved Budget, Utilizations, Disbursements, and Balances for ATI Revolving Fund
4. FAR 4 - Monthly Report of Disbursements for April, May, June 2022 for Fund Cluster 01 & 03
5. FAR No. 5: Quarterly Report of Revenue and Other Receipts Fund Cluster 01, 03, 06, & 07

For your information and guidance. Thank you!

Truly yours,


ROSANA P. MULA, Ph.D.
Director IV



STATEMENT OF APPROPRIATIONS, ALLOTMENTS, OBLIGATIONS, DISBURSEMENTS AND BALANCES
As at the Quarter Ending June 30, 2022

Department : Department of Agriculture (DA)
 Agency/Entity : Office of the Secretary
 Operating Unit : Agricultural Training
 Organization Code (UACS) : 05 001 0200001
 Fund Cluster : 01 - Regular Agency Fund

Current Year Appropriations Supplemental Appropriations Continuing Appropriations

Particulars	UACS CODE	Authorized Appropriation	Adjustment (Transfer/Modification)	Adjusted Appropriation	Allotments Received	Adjustments (Reductions/Modifications)	Transfer To	Transfer From	Adjusted Total Allotments	Current Year Obligations				Current Year Disbursements				Balances					
										1st Quarter Ending	2nd Quarter Ending	3rd Quarter Ending	4th Quarter Ending	Total	1st Quarter Ending	2nd Quarter Ending	3rd Quarter Ending	4th Quarter Ending	Total	Unreleased Appropriations	Unobligated Allotment	Unpaid Obligations Due and Demandable	Net Payable
										March 31	June 30	September 30	December 31	15=11+12+13+14	March 31	June 30	September 30	December 31	20=16+17+18+19	21=(5-10)	22=(10-15)	23	24
I. Agency Specific Budget	1101101	1,724,911,000.00	(131,321,000.00)	1,593,590,000.00	1,513,590,000.00	0.00	0.00	0.00	1,513,590,000.00	352,819,950.55	401,987,989.80	469,562,000.00	469,562,000.00	1,694,930,940.35	136,207,442.67	342,079,545.14	478,286,987.31	828,575,058.75	278,577,952.44	267,620,978.50			
Specific Budgets of National Government Agencies	1101101	1,724,911,000.00	(131,321,000.00)	1,593,590,000.00	1,513,590,000.00	0.00	0.00	0.00	1,513,590,000.00	352,819,950.55	401,987,989.80	469,562,000.00	469,562,000.00	1,694,930,940.35	136,207,442.67	342,079,545.14	478,286,987.31	828,575,058.75	278,577,952.44	267,620,978.50			
General Administration and Support	100000000000	40,486,000.00	0.00	40,486,000.00	40,486,000.00	0.00	0.00	0.00	40,486,000.00	14,785,482.90	17,844,922.30	17,844,922.30	17,844,922.30	50,463,238.43	7,280,318.55	11,234,488.94	18,484,803.49	3,683,951.94	3,683,951.94	0.00			
General management and supervision	10000010000000	24,981,000.00	0.00	24,981,000.00	24,981,000.00	0.00	0.00	0.00	24,981,000.00	4,138,034.99	4,509,174.75	4,509,174.75	4,509,174.75	14,102,119.19	1,652,858.42	2,307,059.98	8,588,981.49	15,286,790.85	45,327.56	0.00			
MOOE	0.00	0.00	0.00	0.00	0.00	0.00	0.00	0.00	0.00	0.00	0.00	0.00	0.00	0.00	0.00	0.00	0.00	0.00	0.00	0.00			
Administration of Personnel Benefits	10000010000000	14,995,000.00	0.00	14,995,000.00	14,995,000.00	0.00	0.00	0.00	14,995,000.00	6,123,428.51	6,123,428.51	6,123,428.51	6,123,428.51	4,456,209.15	1,662,868.42	3,000,659.96	4,456,209.15	5,982,922.00	3,517,724.28	0.00			
MOOE	0.00	0.00	0.00	0.00	0.00	0.00	0.00	0.00	0.00	0.00	0.00	0.00	0.00	0.00	0.00	0.00	0.00	0.00	0.00	0.00			
Sub-Total, General Administration and Support	0.00	0.00	0.00	0.00	0.00	0.00	0.00	0.00	0.00	0.00	0.00	0.00	0.00	0.00	0.00	0.00	0.00	0.00	0.00	0.00			
PS	4,995,000.00	0.00	0.00	4,995,000.00	4,995,000.00	0.00	0.00	0.00	4,995,000.00	2,237,000.00	2,237,000.00	2,237,000.00	2,237,000.00	2,237,000.00	2,237,000.00	2,237,000.00	2,237,000.00	2,237,000.00	2,237,000.00	2,237,000.00			
MOOE	0.00	0.00	0.00	0.00	0.00	0.00	0.00	0.00	0.00	0.00	0.00	0.00	0.00	0.00	0.00	0.00	0.00	0.00	0.00	0.00			
Information and Communication Technology (ICT)	20000010000000	9,442,000.00	0.00	9,442,000.00	9,442,000.00	0.00	0.00	0.00	9,442,000.00	796,980.00	796,980.00	796,980.00	796,980.00	796,980.00	796,980.00	796,980.00	796,980.00	796,980.00	796,980.00	796,980.00			
MOOE	0.00	0.00	0.00	0.00	0.00	0.00	0.00	0.00	0.00	0.00	0.00	0.00	0.00	0.00	0.00	0.00	0.00	0.00	0.00	0.00			
Sub-Total, Support to Operations	0.00	0.00	0.00	0.00	0.00	0.00	0.00	0.00	0.00	0.00	0.00	0.00	0.00	0.00	0.00	0.00	0.00	0.00	0.00	0.00			
MOOE	0.00	0.00	0.00	0.00	0.00	0.00	0.00	0.00	0.00	0.00	0.00	0.00	0.00	0.00	0.00	0.00	0.00	0.00	0.00	0.00			
Operations	30000000000000	1,694,783,000.00	(131,321,000.00)	1,563,462,000.00	1,563,462,000.00	0.00	0.00	0.00	1,563,462,000.00	337,316,497.75	389,512,775.07	469,562,000.00	469,562,000.00	1,662,453,272.82	128,957,124.12	330,351,170.20	458,308,294.32	836,532,729.18	267,620,978.50	267,620,978.50			
TECHNICAL AND SUPPORT SERVICES PROGRAM	31010000000000	1,694,783,000.00	(131,321,000.00)	1,563,462,000.00	1,563,462,000.00	0.00	0.00	0.00	1,563,462,000.00	337,316,497.75	389,512,775.07	469,562,000.00	469,562,000.00	1,662,453,272.82	128,957,124.12	330,351,170.20	458,308,294.32	836,532,729.18	267,620,978.50	267,620,978.50			
EXTENSION SUPPORT, EDUCATION AND TRAINING	31010300000000	1,594,183,000.00	(131,321,000.00)	1,462,862,000.00	1,462,862,000.00	0.00	0.00	0.00	1,462,862,000.00	337,316,497.75	387,632,386.09	469,562,000.00	469,562,000.00	1,662,453,272.82	128,957,124.12	329,803,965.42	458,308,294.32	836,532,729.18	267,620,978.50	267,620,978.50			
ESSETS on the National Rice Program	31010310000000	49,903,000.00	(131,321,000.00)	300,982,000.00	300,982,000.00	0.00	0.00	0.00	300,982,000.00	66,952,070.85	69,515,756.84	69,515,756.84	69,515,756.84	136,075,427.69	11,766,471.15	68,915,889.91	90,882,370.96	194,502,517.31	55,907,656.73	55,907,656.73			
ESSETS on the National Livestock Program	31010310000000	404,500,000.00	0.00	404,500,000.00	404,500,000.00	0.00	0.00	0.00	404,500,000.00	62,949,573.36	62,949,573.36	62,949,573.36	62,949,573.36	168,915,156.51	168,915,156.51	60,830,460.67	77,991,750.57	217,524,803.98	109,283,436.94	90,288,887.28			
ESSETS on the National Corn Program	31010310000000	328,701,000.00	0.00	328,701,000.00	328,701,000.00	0.00	0.00	0.00	328,701,000.00	7,252,500.00	12,567,500.00	12,567,500.00	12,567,500.00	513,400.00	1,407,800.00	1,407,800.00	1,827,231.24	1,827,231.24	1,827,231.24				
ESSETS on the National High-Value Crops Development	31010310000000	51,000,000.00	0.00	51,000,000.00	51,000,000.00	0.00	0.00	0.00	51,000,000.00	13,324,633.59	12,567,500.00	12,567,500.00	12,567,500.00	51,300,000.00	4,571,082.45	12,567,500.00	18,266,796.90	16,569,615.78	8,260,797.25	8,260,797.25			
MOOE	0.00	0.00	0.00	0.00	0.00	0.00	0.00	0.00	0.00	0.00	0.00	0.00	0.00	0.00	0.00	0.00	0.00	0.00	0.00				
ESSETS on the National Fishery Development Program	31010310000000	66,846,000.00	0.00	66,846,000.00	66,846,000.00	0.00	0.00	0.00	66,846,000.00	22,817,583.99	16,956,259.12	16,956,259.12	16,956,259.12	38,138,808.99	5,959,992.01	18,266,796.90	24,188,688.91	24,188,688.91	13,949,919.78	13,949,919.78			
MOOE	0.00	0.00	0.00	0.00	0.00	0.00	0.00	0.00	0.00	0.00	0.00	0.00	0.00	0.00	0.00	0.00	0.00	0.00	0.00				
Other extension support, education and training services	31010310000000	53,813,000.00	0.00	53,813,000.00	53,813,000.00	0.00	0.00	0.00	53,813,000.00	16,956,259.12	16,956,259.12	16,956,259.12	16,956,259.12	32,655,349.29	5,370,351.67	15,697,085.14	21,367,706.91	21,159,650.75	21,159,650.75				
MOOE	0.00	0.00	0.00	0.00	0.00	0.00	0.00	0.00	0.00	0.00	0.00	0.00	0.00	0.00	0.00	0.00	0.00	0.00	0.00				
ESSETS on the Fish Food Industry Development Program	31010310000000	1,400,000.00	0.00	1,400,000.00	1,400,000.00	0.00	0.00	0.00	1,400,000.00	154,059,019.54	149,268,696.53	154,059,019.54	154,059,019.54	150,939,917.95	304,668,928.94	152,925,065.50	192,962,056.50	192,962,056.50	141,962,282.44	141,962,282.44			
MOOE	0.00	0.00	0.00	0.00	0.00	0.00	0.00	0.00	0.00	0.00	0.00	0.00	0.00	0.00	0.00	0.00	0.00	0.00	0.00				
LOCALY-FUNDED AND FOREIGN-ASSISTED	31050200000000	100,000,000.00	0.00	100,000,000.00	100,000,000.00	0.00	0.00	0.00	100,000,000.00	0.00	0.00	0.00	0.00	0.00	0.00	0.00	0.00	0.00	0.00	0.00			
Spin-off Program	31050200000000	92,000,000.00	0.00	92,000,000.00	92,000,000.00	0.00	0.00	0.00	92,000,000.00	0.00	0.00	0.00	0.00	0.00	0.00	0.00	0.00	0.00	0.00	0.00			
MOOE	0.00	0.00	0.00	0.00	0.00	0.00	0.00	0.00	0.00	0.00	0.00	0.00	0.00	0.00	0.00	0.00	0.00	0.00	0.00				
Sub-Total, Operations	0.00	0.00	0.00	0.00	0.00	0.00	0.00	0.00	0.00	0.00	0.00	0.00	0.00	0.00	0.00	0.00	0.00	0.00	0.00	0.00			
MOOE	0.00	0.00	0.00	0.00	0.00	0.00	0.00	0.00	0.00	0.00	0.00	0.00	0.00	0.00	0.00	0.00	0.00	0.00	0.00	0.00			
Sub-Total I. Agency Specific Budget	0.00	0.00	0.00	0.00	0.00	0.00	0.00	0.00	0.00	0.00	0.00	0.00	0.00	0.00	0.00	0.00	0.00	0.00	0.00	0.00			
MOOE	0.00	0.00	0.00	0.00	0.00	0.00	0.00	0.00	0.00	0.00	0.00	0.00	0.00	0.00	0.00	0.00	0.00	0.00	0.00	0.00			
II. Automatic Appropriations	1104102	28,854,000.00	0.00	28,854,000.00	28,854,000.00	0.00	0.00	0.00	28,854,000.00	7,821,410.55	5,588,484.77	5,588,484.77	5,588,484.77	13,989,985.32	6,524,023.32	6,524,023.32	8,524,023.32	13,073,887.27	13,073,887.27	13,073,887.27			
Retirement and Life Insurance Penalties	10000000000000	28,854,000.00	0.00	28,854,000.00	28,854,000.00	0.00	0.00	0.00	28,854,000.00	7,821,410.55	5,588,484.77	5,588,484.77	5,588,484.77	13,989,985.32	6,524,023.32	6,524,023.32	8,524,023.32	13,073,887.27	13,073,887.27	13,073,887.27			
General Administration and Support	10000000000000	2,154,000.00	0.00	2,154,000.00	2,154,000.00	0.00	0.00	0.00	2,154,000.00	294,199.84	294,199.84	294,199.84	294,199.84	6,230,181.21	6,230,181.21	6,230,181.21	6,230,181.21	6,230,181.21	6,230,181.21				
General management and supervision	10000010000000	2,154,000.00	0.00	2,154,000.00	2,154,000.00	0.00	0.00	0.00	2,154,000.00	294,199.84	294,199.84	294,199.84	294,199.84	6,230,181.21	6,230,181.21	6,230,181.21	6,230,181.21	6,230,181.21	6,230,181.21				
MOOE	0.00	0.00	0.00	0.00	0.0																		

STATEMENT OF APPROPRIATIONS, ALLOTMENTS, OBLIGATIONS, DISBURSEMENTS AND BALANCES

As at the Quarter Ending June 30, 2022

Department of Agriculture (DA)
Agency/Entity : Office of the Secretary
Operating Unit : Agricultural Training Institute
Organization Code (UAC : 05 00 020000)
Fund Cluster : 01 - Regular Agency Fund

Table with columns: Particulars, UACS CODE, Authorised Appropriation, Adjustments (Transfer from/To), Adjusted Appropriations, Allotments Received, Adjustments (Modifications/ Augmentations), Transfer To, Transfer From, Adjusted Total Allotments, 1st Quarter Ending, 2nd Quarter Ending, 3rd Quarter Ending, 4th Quarter Ending, Total, 1st Quarter Ending, 2nd Quarter Ending, 3rd Quarter Ending, 4th Quarter Ending, Total, Unreleased Appropriations, Obligated Allotment, Unpaid Obligations (15-20), (23-24), (25-26)

Handwritten signature/initials in the top left corner.

STATEMENT OF APPROPRIATIONS, ALLOTMENTS, OBLIGATIONS, DISBURSEMENTS AND BALANCES
As at the Quarter Ending June 30, 2022

Department : Department of Agriculture (DA)
Agency/Entity : Office of the Secretary
Operating Unit : Agricultural Training Institute
Organization Code (UAC) : 05 001 0200001
Fund Cluster : 01 - Regular Agency Fund

Particulars	UACS CODE	Authorized Appropriation	Appropriation		Allotments		Current Year Obligations					Current Year Disbursements					Balances					
			Transfer	Adjustments (Increase/Decrease)	Transfer To	Transfer From	Adjusted Total Allotments	1st Quarter Ending Mar. 31	2nd Quarter Ending June 30	3rd Quarter Ending Sept. 30	4th Quarter Ending Dec. 31	Total	1st Quarter Ending Mar. 31	2nd Quarter Ending June 30	3rd Quarter Ending Sept. 30	4th Quarter Ending Dec. 31	Total	Unprocessed Appropriations	Unobligated Allotment	Unpaid Obligations (1-20) = (23+24)	Net Due and Demandable	
			5	6	7	8	9	10	11	12	13	14	15	16	17	18	19	20	21	22	23	24
Civil Contingency Service	502990703	388,000.00																				
Legal and Other Special Payment Subscriptions Expenses	502990704	100,000.00																				
Other Subscriptions Expenses	502990799	1,030,000.00																				
Donations	502990800	381,071,000.00																				
Bank Transaction Fee	502992200	38,000.00																				
Other Maintenance and Operating Expenses	502999999	2,868,000.00																				
Capital Outlays	506000000	122,204,000.00																				
Property, Plant and Equipment Outlay	506000000	108,595,000.00																				
Buildings and Other Structures	506004001	71,100,000.00																				
Other Structures	506004009	31,000,000.00																				
Machinery and Equipment Outlay	506004003	48,100,000.00																				
Information and Communication Technology Equipment	506005004	29,405,000.00																				
Agricultural and Forestry Equipment	506005007	5,114,000.00																				
Communication Equipment	506005012	2,000,000.00																				
Technical and Scientific Equipment	506005017	111,000.00																				
Medical and Scientific Equipment	506005018	358,000.00																				
Technical and Scientific Technology Software	506005015	20,273,000.00																				
Major Vehicle	506005011	5,000,000.00																				
Transportation Equipment Outlay	506005011	5,000,000.00																				
Biological Assets Outlay	506050000	15,699,000.00																				
Beaver Biological Assets Outlay	506050000	15,699,000.00																				
Beating Stocks	506050102	7,000,000.00																				
Livestock	506050102	3,699,000.00																				
II. Automatic Appropriations	1104102	28,854,000.00																				
Retirement and Life Insurance Premiums	501000000	28,854,000.00																				
Personal Services	501030000	28,854,000.00																				
Personal Benefit Contributions	501030000	28,854,000.00																				
Retirement and Life Insurance Premiums	501030100	28,854,000.00																				
GRAND TOTAL		1,771,765,000.00																				

Certified Correct by:
LEONILA D. CAIZ
Head, Budget Unit

Certified Correct by:
JOANNE SIMONSON
Accountant III

Approved by:
ROSANNA P. MULLA, Ph.D
Director IV

Current Year Appropriations
Supplemental Appropriations
Continuing Appropriations

LIST OF ALLOTMENTS AND SUB-ALLOTMENTS
As at the Quarter Ending June 30, 2022

Department: Department of Agriculture (DA)
Agency : Office of the Secretary
Operating Unit: Agricultural Training Institute
Organizational Code (UACS): 05 001 0200001
Fund Cluster: 01 - Regular Agency Fund

<input checked="" type="checkbox"/>	Current Year Appropriations
<input type="checkbox"/>	Supplemental Appropriations
<input type="checkbox"/>	Continuing Appropriations

No.	Reference Number	Allotment / Sub-Allotments Date	Funding Source Description	UACS Code	PS	MOOE	Allotment		CO	TOTAL	PS	MOOE	Sub-Allotment to Regions/Operating Units		TOTAL	PS	MOOE	Total Allotments / Net of Sub-Allotments		
							FNEX	CO					FNEX	CO				FNEX	CO	TOTAL
A. Allotments Received From DBM																				
1	RA 11839 GAJ 2022	01-03-2022	Specific Budget of NGOs	0110101	298,349,000.00	1,193,037,000.00	-	-	122,204,000.00	1,513,590,000.00	-	-	-	-	122,204,000.00	298,349,000.00	1,193,037,000.00	-	-	122,204,000.00
2	GAFO 2022-1	01-03-2022	Retirement and Life Insurance Premium	0110402	26,854,000.00	-	-	-	26,854,000.00	26,854,000.00	-	-	-	-	-	26,854,000.00	-	-	-	26,854,000.00
3																				
4																				
5																				
6																				
7																				
8																				
9																				
10																				
11																				
12																				
13																				
14																				
15																				
16																				
17																				
18																				
19																				
20																				
Subtotal Allotment					325,203,000.00	1,193,037,000.00	-	-	122,204,000.00	1,540,444,000.00	-	-	-	-	122,204,000.00	325,203,000.00	1,193,037,000.00	-	-	122,204,000.00
B. Sub-Allotment Received From Central Office																				
1																				
2																				
3																				
4																				
5																				
6																				
7																				
8																				
9																				
10																				
11																				
12																				
13																				
14																				
15																				
16																				
17																				
18																				
19																				
20																				
Subtotal Allotment																				
TOTAL ALLOTMENT					325,203,000.00	1,193,037,000.00	-	-	122,204,000.00	1,540,444,000.00	-	-	-	-	122,204,000.00	325,203,000.00	1,193,037,000.00	-	-	122,204,000.00

Summary by Funding Source

Specific Budgets of NGOs	0110101	298,349,000.00	1,193,037,000.00	-	-	122,204,000.00	1,513,590,000.00	-	-	122,204,000.00	298,349,000.00	1,193,037,000.00	-	-	122,204,000.00	298,349,000.00	1,193,037,000.00	-	-	122,204,000.00
Retirement and Life Insurance Premiums	0110402	26,854,000.00	-	-	-	-	26,854,000.00	-	-	-	26,854,000.00	-	-	-	-	26,854,000.00	-	-	-	26,854,000.00
Calamity Fund	0110401	0.00	0.00	0.00	0.00	0.00	0.00	0.00	0.00	0.00	0.00	0.00	0.00	0.00	0.00	0.00	0.00	0.00	0.00	0.00
Contingent Fund	0110402	0.00	0.00	0.00	0.00	0.00	0.00	0.00	0.00	0.00	0.00	0.00	0.00	0.00	0.00	0.00	0.00	0.00	0.00	0.00
Miscellaneous Personnel Benefits Fund	0110406	0.00	0.00	0.00	0.00	0.00	0.00	0.00	0.00	0.00	0.00	0.00	0.00	0.00	0.00	0.00	0.00	0.00	0.00	0.00
Pension and Gratuity Fund	0110407	0.00	0.00	0.00	0.00	0.00	0.00	0.00	0.00	0.00	0.00	0.00	0.00	0.00	0.00	0.00	0.00	0.00	0.00	0.00
Bayanhan to Help as One Act	0110413	0.00	0.00	0.00	0.00	0.00	0.00	0.00	0.00	0.00	0.00	0.00	0.00	0.00	0.00	0.00	0.00	0.00	0.00	0.00

CERTIFIED CORRECT:

Leona D. Caiz
LEONILA D. CAIZ
Head, Budget Unit

APPROVED BY:

Rossana P. Mula
ROSSANA P. MULA, Ph.D.
Director IV

LIST OF ALLOTMENTS AND SUB-ALLOTMENTS
As at the Quarter Ending June 30, 2022

<input type="checkbox"/>	Current Year Appropriations
<input checked="" type="checkbox"/>	Supplemental Appropriations
<input type="checkbox"/>	Continuing Appropriations

Department: Department of Agriculture (DA)
Agency : Office of the Secretary
Operating Unit: Agricultural Training Institute
Organizational Code (UACS) : 05 001 020000 1
Fund Cluster: 01 - Regular Agency Fund

No.	Allotment / Sub-Allotments		Funding Source	UACS Code	PS	MOOE	FINEX	CO	TOTAL 10 =	Sub-Allotment to Regions/Operating Units				Total Allotments / Net of Sub-Allotments			
	Reference Number	Date								Description	PS	MOOE	FINEX	CO	TOTAL 15 =	PS	MOOE
A. Allotments Received From DBM																	
1	RA 11640 GAA 2021	01-04-2021	GAA 2021 Carry Forward Balances	01102101	-	8,011,742.46	-	434,571.53	8,446,313.99	-	-	-	-	-	-		
2	ASA No. 2021-000084	04-27-2021	Bidding Pag-Asa Program	01102101	-	1,017,918.20	-	5,676.00	1,023,594.20	-	-	-	-	-	-		
3					-	-	-	-	-	-	-	-	-	-			
4	Subtotal Allotment				-	9,029,660.66	-	440,247.53	9,469,908.19	-	-	-	-	-			
B. Sub-Allotment Received from Central Office																	
1					-	-	-	-	-	-	-	-	-	-			
2					-	-	-	-	-	-	-	-	-	-			
3					-	-	-	-	-	-	-	-	-	-			
4	Subtotal Allotment				-	-	-	-	-	-	-	-	-	-			
TOTAL ALLOTMENT						0.00	9,029,660.66	0.00	440,247.53	9,469,908.19	0.00	0.00	0.00	0.00	9,469,908.19		

Summary by Funding Source: Specific Budgets of Nicks 01102101 9,029,660.66 440,247.53 9,469,908.19 9,029,660.66 440,247.53 9,469,908.19

CERTIFIED CORRECT:
[Signature]
LEONILAD, CAIZ
Head, Budget Unit

APPROVED BY:
[Signature]
ROSANA P. MULA Ph.D.
Director IV

LIST OF ALLOTMENTS AND SUB-ALLOTMENTS
As at the Quarter Ending June 30, 2022

Department: Department of Agriculture (DA)
Agency : Office of the Secretary
Operating Unit: Agricultural Training Institute
Organizational Code (UACS): 05 001 101 00000
Fund Cluster: 03 - Special Account - Locally Funded

✓	Current Year Appropriation
	Supplemental Appropriation
	Continuing Appropriations

No.	Allotment / Sub-Allotments	Date	Description	UACS Code	PS	MOOE	FINEX	CO	Total	Sub-Allotment to Regions/Operating Units					Total Allotments / Net of Sub-Allotments												
										FINEX	CO	Total	PS	MOOE	FINEX	CO	Total	PS	MOOE	FINEX	CO	Total					
A. Allotments Received from DBM																											
1	RA 11639 GAA 2022	2022-01-19	Rice Competitiveness Enhancement Fund	03104393	-	100,000,000.00	-	-	100,000,000.00	-	-	-	-	-	-	100,000,000.00	-	-	-	-	-	-	-	-	-	-	100,000,000.00
2					-	-	-	-	-	-	-	-	-	-	-	-	-	-	-	-	-	-	-	-	-	-	-
3					-	-	-	-	-	-	-	-	-	-	-	-	-	-	-	-	-	-	-	-	-	-	-
4					-	-	-	-	-	-	-	-	-	-	-	-	-	-	-	-	-	-	-	-	-	-	-
5					-	-	-	-	-	-	-	-	-	-	-	-	-	-	-	-	-	-	-	-	-	-	-
	Sub-total				-	100,000,000.00	-	-	100,000,000.00	-	-	-	-	-	-	-	-	-	-	-	-	-	-	-	-	-	100,000,000.00
B. Sub-Allotment Received from Central Office																											
1					-	-	-	-	-	-	-	-	-	-	-	-	-	-	-	-	-	-	-	-	-	-	-
2					-	-	-	-	-	-	-	-	-	-	-	-	-	-	-	-	-	-	-	-	-	-	-
3					-	-	-	-	-	-	-	-	-	-	-	-	-	-	-	-	-	-	-	-	-	-	-
4					-	-	-	-	-	-	-	-	-	-	-	-	-	-	-	-	-	-	-	-	-	-	-
5					-	-	-	-	-	-	-	-	-	-	-	-	-	-	-	-	-	-	-	-	-	-	-
	Sub-total				-	-	-	-	-	-	-	-	-	-	-	-	-	-	-	-	-	-	-	-	-	-	-
	Total Allotments				-	100,000,000.00	-	-	100,000,000.00	-	-	-	-	-	-	-	-	-	-	-	-	-	-	-	-	-	100,000,000.00

Summary by Funding Source Code:

Funding Source Code	PS	MOOE	FINEX	CO	Total
Remedias Fund 03104384	-	-	-	-	-
Seed Fund 03104387	-	-	-	-	-
ACEF Fund 03104323	-	-	-	-	-
RCEF 03104393	-	100,000,000.00	-	-	100,000,000.00
Livestock Promotion Fund 03104390	-	-	-	-	-
Total	-	100,000,000.00	-	-	100,000,000.00

Certified Correct by:

Leonor
LEONILA D. CAIZ
Head, Budget Unit


Approved by:


Rosana P. Mula
ROSANA P. MULA, Ph.D
Director IV


STATEMENT OF APPROVED BUDGET, UTILIZATIONS, DISBURSEMENTS AND BALANCES
(FOR OFF-BUDGETARY FUNDS)
As at the Quarter Ending June 30, 2022

Department : DEPARTMENT OF AGRICULTURE
Agency : OFFICE OF THE SECRETARY
Operating Unit : AGRICULTURAL TRAINING INSTITUTE (ATI)
Organization Code (UACS) : 500102000001
Funding Source Code (as clustered) : FUND CLUSTER 06 (REVOLVING FUND)

PARTICULARS	UACS CODE	APPROVED BUDGET				BUDGET UTILIZATION				DISBURSEMENTS				BALANCES			
		Approved Budgeted Revenue	Adjustments (Additions, Reduction, Realignments)	Adjusted Budgeted Revenue	1st Quarter Ending March 31	2nd Quarter Ending June 30	3rd Quarter Ending Sept. 30	4th Quarter Ending Dec. 31	Total	1st Quarter Ending March 31	2nd Quarter Ending June 30	3rd Quarter Ending Sept. 30	4th Quarter Ending Dec. 31	Total	Unutilized Budget	Unpaid Utilizations	
		3	4	5	6	7	8	9	10	11	12	13	14	15	16	17	18
1. Agency/Approved Budget																	
Agricultural Training Institute Revolving Fund	6207501																
General Administration and Support	1000000000000000	22,412,435.09	6,817,716.80	29,230,151.89	6,914,578.82	6,715,813.63	-	-	13,630,392.45	4,430,987.16	5,452,771.29	-	-	9,883,758.45	15,599,759.44	-	-
General Management and Supervision	1000001000010000	22,412,435.09	6,817,716.80	29,230,151.89	6,914,578.82	6,715,813.63	-	-	13,630,392.45	4,430,987.16	5,452,771.29	-	-	9,883,758.45	15,599,759.44	-	-
MOOE	1000001000010000	20,433,368.40	5,675,656.80	26,109,025.20	6,122,672.13	6,343,593.63	-	-	12,466,265.76	4,104,920.47	4,926,931.29	-	-	9,031,851.76	13,642,759.44	-	-
CO	1000001000010000	1,979,066.69	1,142,060.00	3,121,126.69	791,906.69	372,220.00	-	-	1,164,126.69	326,066.69	525,840.00	-	-	851,906.69	1,957,000.00	-	-
GRAND TOTAL		22,412,435.09	6,817,716.80	29,230,151.89	6,914,578.82	6,715,813.63	-	-	13,630,392.45	4,430,987.16	5,452,771.29	-	-	9,883,758.45	15,599,759.44	-	3,746,634.00
PS																	
MOOE		20,433,368.40	5,675,656.80	26,109,025.20	6,122,672.13	6,343,593.63	-	-	12,466,265.76	4,104,920.47	4,926,931.29	-	-	9,031,851.76	13,642,759.44	-	3,434,414.00
FinEX																	
CO		1,979,066.69	1,142,060.00	3,121,126.69	791,906.69	372,220.00	-	-	1,164,126.69	326,066.69	525,840.00	-	-	851,906.69	1,957,000.00	-	312,220.00

Prepared By: 
LEONILA D. CAZA
Budget Officer
Date: _____

Prepared By: 
JOAN E. SINGSON
Chief Accountant
Date: _____

Approved By: 
ROSANNA P. MULA, Ph.D.
Director IV
Date: _____

**SUMMARY OF APPROVED BUDGET, UTILIZATIONS, DISBURSEMENTS AND BALANCES BY OBJECT OF EXPENDITURES
(FOR OFF-BUDGETARY FUNDS)
As at the Quarter Ending June 30, 2022**

Department : DEPARTMENT OF AGRICULTURE
 Agency : OFFICE OF THE SECRETARY
 Operating Unit : AGRICULTURAL TRAINING INSTITUTE (ATI)
 Organization Code (UACS) : 50010200001
 Funding Source Code (as clustered) : FUND CLUSTER 06 (REVOLVING FUND)

Particulars	UACS CODE	Approved Budget				Budget Utilization				Disbursements				BALANCES				
		Approved Budgeted Revenue	Adjustments (Additions, Reductions, Realignments)	Adjusted Budgeted Revenue	1st Quarter Ending March 31	2nd Quarter Ending June 30	3rd Quarter Ending Sept. 30	4th Quarter Ending Dec. 31	Total	1st Quarter Ending March 31	2nd Quarter Ending June 30	3rd Quarter Ending Sept. 30	4th Quarter Ending Dec. 31	Total	Unutilized Budget	Unpaid Utilizations (10-15) = (17+18)	Due and Demandable / Accounts Payable	Not Yet Due and Demandable
1	2	3	4	5=3+(-4)	6	7	8	9	10=(6+7+8+9)	11	12	13	14	15=(11+12+13+14)	16=(5-10)	17	18	
SUMMARY																		
A. AGENCY SPECIFIC BUDGET																		
Maintenance & Other Operating Expenses		20,433,368.40	5,675,656.80	26,109,025.20	6,122,672.13	6,343,593.63	-	-	12,466,265.76	4,104,920.47	4,926,931.29	-	-	9,031,851.76	13,842,759.44	-	-	3,434,414.00
Traveling Expenses		8,000.00	-	8,000.00	-	-	-	-	-	-	-	-	-	-	8,000.00	-	-	-
Traveling Expenses - Local	50201010 00	8,000.00	-	8,000.00	-	-	-	-	-	-	-	-	-	-	-	-	-	-
Traveling Expenses - Foreign	50201020 00	-	-	-	-	-	-	-	-	-	-	-	-	-	-	-	-	-
Training and Scholarship Expenses		1,732,431.44	(100,000.00)	1,632,431.44	136,822.99	325,124.61	-	-	461,947.60	77,103.00	144,386.49	-	-	221,489.49	1,170,483.84	-	-	240,458.11
Training Expenses	50202010 00	1,732,431.44	(100,000.00)	1,632,431.44	136,822.99	325,124.61	-	-	461,947.60	77,103.00	144,386.49	-	-	221,489.49	1,170,483.84	-	-	240,458.11
Training Expenses - ICT Training Expenses	50202010 01	-	(100,000.00)	1,632,431.44	136,822.99	325,124.61	-	-	461,947.60	77,103.00	144,386.49	-	-	221,489.49	1,170,483.84	-	-	240,458.11
Scholarship Grants/Expenses	50202020 00	-	-	-	-	-	-	-	-	-	-	-	-	-	-	-	-	-
Supplies and Materials Expenses		3,816,894.25	1,729,254.00	5,546,148.25	790,051.97	1,192,573.53	-	-	1,982,625.50	327,511.27	1,342,753.03	-	-	1,670,274.30	3,563,522.75	-	-	312,351.20
Office Supplies Expenses	50203010 00	1,600,910.75	920,000.00	2,520,910.75	218,421.45	727,597.53	-	-	946,018.98	13,913.75	724,775.23	-	-	738,688.98	1,574,891.77	-	-	207,330.00
ICT Office Supplies	50203010 01	-	-	-	-	-	-	-	-	-	-	-	-	-	-	-	-	-
Office Supplies Expenses	50203010 02	1,600,910.75	920,000.00	2,520,910.75	218,421.45	727,597.53	-	-	946,018.98	13,913.75	724,775.23	-	-	738,688.98	1,574,891.77	-	-	207,330.00
Accountable Forms Expenses	50203020 00	-	-	-	-	-	-	-	-	-	-	-	-	-	-	-	-	-
Non-Accountable Forms Expenses	50203030 00	-	-	-	-	-	-	-	-	-	-	-	-	-	-	-	-	-
Animal/Zoological Supplies Expenses	50203040 00	196,535.00	-	196,535.00	196,535.00	-	-	-	196,535.00	-	-	-	-	196,535.00	-	-	-	-
Food Supplies Expenses	50203050 00	-	-	-	-	-	-	-	-	-	-	-	-	-	-	-	-	-
Welfare Goods Expenses	50203060 00	-	-	-	-	-	-	-	-	-	-	-	-	-	-	-	-	-
Drugs and Medicines Expenses	50203070 00	-	-	-	-	-	-	-	-	-	-	-	-	-	-	-	-	-
Medical, Dental and Laboratory Supplies Expenses	50203080 00	-	-	-	-	-	-	-	-	-	-	-	-	-	-	-	-	-
Fuel, Oil and Lubricants Expenses	50203090 00	32,000.00	-	32,000.00	13,383.02	46,300.00	-	-	46,300.00	13,383.02	46,300.00	-	-	46,300.00	-	-	18,616.98	585,100.00
Semi-Expendable Machinery and Equipment Expenses	50203210 00	14,900.00	616,500.00	631,400.00	-	-	-	-	13,383.02	13,383.02	-	-	-	46,300.00	-	-	-	-
Machinery	50203210 01	-	-	-	-	-	-	-	-	-	-	-	-	-	-	-	-	-
Office Equipment	50203210 02	-	400,000.00	400,000.00	-	-	-	-	-	-	-	-	-	-	-	-	-	400,000.00
Information and Communications Technology Equipment	50203210 03	14,900.00	200,000.00	214,900.00	-	29,800.00	-	-	29,800.00	-	16,500.00	-	-	16,500.00	-	-	29,800.00	185,100.00
Other Machinery and Equipment	50203210 99	-	16,500.00	16,500.00	-	-	-	-	16,500.00	-	-	-	-	16,500.00	-	-	-	-
Semi-Expendable Furniture, Fixtures and Books Expenses	50203220 00	-	-	-	-	-	-	-	-	-	-	-	-	-	-	-	-	-
Furniture and Fixtures	50203220 01	-	-	-	-	-	-	-	-	-	-	-	-	-	-	-	-	-
Books	50203220 02	-	-	-	-	-	-	-	-	-	-	-	-	-	-	-	-	-
Other Supplies and Materials Expenses	50203990 00	1,972,548.50	192,754.00	2,165,302.50	361,712.50	418,676.00	-	-	780,388.50	103,679.50	571,687.80	-	-	675,367.30	1,384,914.00	-	-	105,021.20
Utility Expenses	50204000 00	2,531,018.42	244,185.07	2,775,203.49	661,122.30	1,164,395.88	-	-	1,825,518.28	551,713.06	961,828.26	-	-	1,513,541.32	949,685.21	-	-	311,976.96
Water Expenses	50204010 00	147,753.20	210,076.35	357,829.55	44,075.67	139,176.83	-	-	183,252.50	23,443.37	106,874.17	-	-	130,317.54	174,577.05	-	-	52,934.96
Electricity Expenses	50204020 00	2,383,265.22	34,108.72	2,417,373.94	617,046.63	1,025,219.15	-	-	1,642,265.78	528,269.89	854,954.09	-	-	1,383,223.78	775,108.16	-	-	259,042.00
Gas/Heating Expenses	50204030 00	-	-	-	-	-	-	-	-	-	-	-	-	-	-	-	-	-
Communication Expenses	50205010 00	215,752.00	36,198.87	251,950.87	39,975.21	76,002.31	-	-	115,977.52	25,780.21	85,536.31	-	-	111,316.52	135,973.35	-	-	4,661.00
Postage and Courier Services	50205010 00	-	-	-	-	-	-	-	-	-	-	-	-	-	-	-	-	-
Telephone Expenses	50205020 00	33,220.00	15,702.87	48,922.87	6,156.95	19,180.27	-	-	25,337.22	6,156.95	19,180.27	-	-	26,337.22	23,585.65	-	-	-
Mobile	50205020 01	33,220.00	15,702.87	48,922.87	6,156.95	19,180.27	-	-	25,337.22	6,156.95	19,180.27	-	-	26,337.22	23,585.65	-	-	-
Landline	50205020 02	20,000.00	15,702.87	35,702.87	-	15,702.87	-	-	15,702.87	-	15,702.87	-	-	15,702.87	20,000.00	-	-	4,111.00
Internet Subscription Expenses	50205030 00	169,332.00	20,486.00	189,818.00	28,318.26	34,676.04	-	-	62,994.30	14,123.26	44,760.04	-	-	58,833.30	106,337.70	-	-	550.00
Cable, Satellite, Telegraph and Radio Expenses	50205040 00	13,200.00	20,486.00	33,686.00	1,647,542.74	22,146.00	-	-	27,646.00	5,500.00	21,596.00	-	-	27,096.00	6,050.00	-	-	1,133,705.46
Professional Services	50210000 00	3,612,683.00	283,358.71	3,896,041.71	1,647,542.74	1,210,205.74	-	-	2,857,748.48	963,590.51	760,452.51	-	-	1,724,043.02	1,038,293.23	-	-	1,133,705.46
Legal Services	50211010 00	-	-	-	-	-	-	-	-	-	-	-	-	-	-	-	-	-
Auditing Services	50211020 00	-	-	-	-	-	-	-	-	-	-	-	-	-	-	-	-	-
Consultancy Services	50211030 00	-	-	-	-	-	-	-	-	-	-	-	-	-	-	-	-	-
CT Consultancy Services	50211030 01	-	-	-	-	-	-	-	-	-	-	-	-	-	-	-	-	-
Other Professional Services	50211990 00	3,612,683.00	283,358.71	3,896,041.71	1,647,542.74	1,210,205.74	-	-	2,857,748.48	963,590.51	760,452.51	-	-	1,724,043.02	1,038,293.23	-	-	1,133,705.46
General Services	50212000 00	3,284,321.53	1,186,485.15	4,470,806.68	1,119,179.96	1,311,673.27	-	-	2,430,853.23	719,184.66	1,181,211.00	-	-	1,900,395.66	2,039,953.45	-	-	530,457.57
Environmental/Sanitary Services	50212010 00	-	-	-	-	-	-	-	-	-	-	-	-	-	-	-	-	-
Janitorial Services	50212020 00	26,663.82	32,617.77	59,281.59	26,663.82	32,617.77	-	-	59,281.59	26,663.82	32,617.77	-	-	59,281.59	2,140.70	-	-	264,501.51
Security Expenses	50212030 00	-	380,000.00	380,000.00	377,859.30	377,859.30	-	-	377,859.30	377,859.30	377,859.30	-	-	377,859.30	2,037,812.75	-	-	265,956.06
Other Services	50212990 00	3,257,657.71	773,867.38	4,031,525.09	714,656.84	1,279,055.50	-	-	1,993,712.34	692,520.84	1,035,235.44	-	-	1,727,756.28	2,037,812.75	-	-	-

**SUMMARY OF APPROVED BUDGET, UTILIZATIONS, DISBURSEMENTS AND BALANCES BY OBJECT OF EXPENDITURES
(FOR OFF-BUDGETARY FUNDS)
As at the Quarter Ending June 30, 2022**

Department : DEPARTMENT OF AGRICULTURE
 Agency : OFFICE OF THE SECRETARY
 Operating Unit : AGRICULTURAL TRAINING INSTITUTE (ATI)
 Organization Code (UACS) : 50010200001
 Funding Source Code (as clustered) : FUND CLUSTER 06 (REVOLVING FUND)

Particulars	UACS CODE	Approved Budget				Budget Utilization					Disbursements				BALANCES		
		Approved Budgeted Revenue	Adjustments (Additions, Reductions, Realignments)	Adjusted Budgeted Revenue	1st Quarter Ending March 31	2nd Quarter Ending June 30	3rd Quarter Ending Sept. 30	4th Quarter Ending Dec. 31	Total	1st Quarter Ending March 31	2nd Quarter Ending June 30	3rd Quarter Ending Sept. 30	4th Quarter Ending Dec. 31	Total	Unutilized Budget	Unpaid Utilizations (10-15) = (17+18)	
																Due and Demandable / Accounts Payable	Not Yet Due and Demandable
1	2	3	4	5=3+(-)4	6	7	8	9	10=(6+7+8+9)	11	12	13	14	15=(11+12+13+14)	16=(5-10)	17	18
Other General Services - ICT Services	50212990 01	-	-	-	714,656.84	1,279,055.50	-	-	1,993,712.34	692,520.84	1,035,235.44	-	-	1,727,756.28	2,037,812.75	-	265,956.06
Other General Services	50212990 02	3,257,657.71	773,867.38	4,031,525.09	1,459,879.76	872,380.00	-	-	2,332,259.76	1,185,039.06	281,417.00	-	-	1,466,456.06	3,220,809.30	-	865,803.70
Repair and Maintenance	50213000 00	3,168,069.08	2,385,000.00	5,553,069.08	-	-	-	-	-	-	-	-	-	-	-	-	-
Repair and Maintenance - Investment Property	50213010 00	-	-	-	-	-	-	-	-	-	-	-	-	-	-	-	-
Other Infrastructure Assets	50213030 99	-	-	-	-	-	-	-	-	-	-	-	-	-	-	-	-
Repairs and Maintenance - Buildings and Other Structures	50213040 00	2,635,419.14	1,815,000.00	4,450,419.14	1,259,249.84	721,770.00	-	-	1,981,019.84	1,102,389.14	217,917.00	-	-	1,320,306.14	2,469,399.30	-	660,713.70
Buildings	50213040 01	1,618,449.25	1,815,000.00	3,433,449.25	242,279.95	721,770.00	-	-	964,049.95	85,419.25	217,917.00	-	-	303,336.25	2,469,399.30	-	660,713.70
School Buildings	50213040 02	-	-	-	-	-	-	-	-	-	-	-	-	-	-	-	-
Hospitals and Health Centers	50213040 03	-	-	-	-	-	-	-	-	-	-	-	-	-	-	-	-
Markets	50213040 04	-	-	-	-	-	-	-	-	-	-	-	-	-	-	-	-
Slaughterhouses	50213040 05	-	-	-	-	-	-	-	-	-	-	-	-	-	-	-	-
Hotels and Dormitories	50213040 06	-	-	-	-	-	-	-	-	-	-	-	-	-	-	-	-
Other Structures	50213040 99	1,016,969.89	-	1,016,969.89	1,016,969.89	-	-	-	1,016,969.89	69,981.20	63,500.00	-	-	1,016,969.89	751,410.00	-	205,090.00
Repairs and Maintenance - Machinery and Equipment	50213050 00	519,981.20	570,000.00	1,089,981.20	187,961.20	150,610.00	-	-	338,571.20	69,981.20	63,500.00	-	-	133,481.20	751,410.00	-	205,090.00
Machinery	50213050 01	-	-	-	-	-	-	-	-	-	-	-	-	-	-	-	-
Office Equipment	50213050 02	450,000.00	570,000.00	1,020,000.00	117,980.00	150,610.00	-	-	268,590.00	69,981.20	63,500.00	-	-	69,981.20	751,410.00	-	205,090.00
Information and Communication Technology Equipment	50213050 03	69,981.20	-	69,981.20	69,981.20	-	-	-	69,981.20	-	-	-	-	69,981.20	-	-	-
Agricultural and Forestry Equipment	50213050 04	-	-	-	-	-	-	-	-	-	-	-	-	-	-	-	-
Books	50213220 02	-	-	-	-	-	-	-	-	-	-	-	-	-	-	-	-
Repairs and Maintenance - Other Property, Plant and Equipment	50213990 00	12,668.72	-	12,668.72	12,668.72	-	-	-	12,668.72	12,668.72	-	-	-	12,668.72	-	-	-
WorkZoo Animals	50213990 01	-	-	-	-	-	-	-	-	-	-	-	-	-	-	-	-
Other Property, Plant and Equipment	50213990 99	12,668.72	-	12,668.72	12,668.72	-	-	-	12,668.72	12,668.72	-	-	-	12,668.72	-	-	-
Financial Assistance/Subsidy	50214000 00	-	-	-	-	-	-	-	-	-	-	-	-	-	-	-	-
Communication Networks	50214040 07	-	-	-	-	-	-	-	-	-	-	-	-	-	-	-	-
Seaport Systems	50214040 08	-	-	-	-	-	-	-	-	-	-	-	-	-	-	-	-
Airport Systems	50214040 09	-	-	-	-	-	-	-	-	-	-	-	-	-	-	-	-
Parks, Plazas and Monuments	50214040 10	-	-	-	-	-	-	-	-	-	-	-	-	-	-	-	-
Irrigation Systems	50214040 11	-	-	-	-	-	-	-	-	-	-	-	-	-	-	-	-
Railway Systems	50214040 12	-	-	-	-	-	-	-	-	-	-	-	-	-	-	-	-
Housing and Community Facilities	50214040 13	-	-	-	-	-	-	-	-	-	-	-	-	-	-	-	-
Other Infrastructure Assets	50214040 99	-	-	-	-	-	-	-	-	-	-	-	-	-	-	-	-
Financial Assistance to NGOs/POs	50214050 00	-	-	-	-	-	-	-	-	-	-	-	-	-	-	-	-
Internal Revenue Allotment	50214060 00	-	-	-	-	-	-	-	-	-	-	-	-	-	-	-	-
Subsidy to Regional Offices/Staff Bureaus	50214070 00	-	-	-	-	-	-	-	-	-	-	-	-	-	-	-	-
Subsidy to Operating Units	50214080 00	-	-	-	-	-	-	-	-	-	-	-	-	-	-	-	-
Subsidy to Other Funds	50214090 00	-	-	-	-	-	-	-	-	-	-	-	-	-	-	-	-
Subsidies - Others	50214890 00	-	-	-	-	-	-	-	-	-	-	-	-	-	-	-	-
Taxes, Insurance Premiums and Other Fees	50215000 00	344,700.00	-	344,700.00	4,700.00	-	-	-	4,700.00	4,700.00	-	-	-	4,700.00	340,000.00	-	-
Taxes, Duties and Licenses	50215010 00	4,700.00	-	4,700.00	4,700.00	-	-	-	4,700.00	4,700.00	-	-	-	4,700.00	340,000.00	-	-
Tax Refund	50215010 01	-	-	-	-	-	-	-	-	-	-	-	-	-	-	-	-
Fidelity Bond Premiums	50215020 02	-	-	-	-	-	-	-	-	-	-	-	-	-	-	-	-
Insurance Expenses	50215030 00	340,000.00	-	340,000.00	-	-	-	-	-	-	-	-	-	-	340,000.00	-	-
Labor and Wages	50216000 00	32,206.25	30,075.00	62,281.25	32,206.25	30,075.00	-	-	62,281.25	32,206.25	30,075.00	-	-	62,281.25	5,000.00	-	-
Labor and Wages	50216010 00	32,206.25	30,075.00	62,281.25	32,206.25	30,075.00	-	-	62,281.25	32,206.25	30,075.00	-	-	62,281.25	5,000.00	-	-
Other Maintenance and Operating Expenses	50299000 00	1,687,292.45	(118,900.00)	1,568,392.45	231,190.95	161,163.19	-	-	392,354.14	218,092.45	139,261.69	-	-	357,354.14	1,176,038.31	-	36,000.00
Advertising Expenses	50299010 00	-	-	-	-	-	-	-	-	-	-	-	-	-	-	-	-
Printing and Publication Expenses	50299020 00	30,000.00	-	30,000.00	-	-	-	-	30,000.00	-	-	-	-	30,000.00	-	-	-
Representation Expenses	50299030 00	-	-	-	-	-	-	-	-	-	-	-	-	-	-	-	-
Transportation and Delivery Expenses	50299040 00	5,000.00	-	5,000.00	10,000.00	-	-	-	10,000.00	10,000.00	-	-	-	10,000.00	5,000.00	-	-
Rent/Lease Expenses	50299050 00	240,000.00	-	240,000.00	10,000.00	-	-	-	10,000.00	10,000.00	-	-	-	10,000.00	230,000.00	-	-
Rent/Lease Expenses	50299050 01	-	-	-	-	-	-	-	-	-	-	-	-	-	-	-	-
Rent - Building and Structures	50299050 02	240,000.00	-	240,000.00	10,000.00	-	-	-	10,000.00	10,000.00	-	-	-	10,000.00	230,000.00	-	-
Rent - Land	50299050 03	-	-	-	-	-	-	-	-	-	-	-	-	-	-	-	-
Bank Transaction Fees	50299220 00	1,412,292.45	2,500.00	1,290,892.45	221,190.95	128,663.19	-	-	349,854.14	208,092.45	136,761.69	-	-	344,854.14	941,038.31	-	5,000.00
Other Maintenance and Operating Expenses	50299990 00	-	-	-	-	-	-	-	-	-	-	-	-	-	-	-	-
Website Maintenance	50299990 01	-	-	-	-	-	-	-	-	-	-	-	-	-	-	-	-
Other Maintenance and Operating Expenses	50299990 02	1,412,292.45	(121,400.00)	1,290,892.45	221,190.95	128,663.19	-	-	349,854.14	208,092.45	136,761.69	-	-	344,854.14	941,038.31	-	5,000.00

**SUMMARY OF APPROVED BUDGET, UTILIZATIONS, DISBURSEMENTS AND BALANCES BY OBJECT OF EXPENDITURES
(FOR OFF-BUDGETARY FUNDS)
As at the Quarter Ending June 30, 2022**

Department : DEPARTMENT OF AGRICULTURE
 Agency : OFFICE OF THE SECRETARY
 Operating Unit : AGRICULTURAL TRAINING INSTITUTE (ATI)
 Organization Code (UACS) : 50010200001
 Funding Source Code (as clustered) : FUND CLUSTER 06 (REVOLVING FUND)

Particulars	UACS CODE	Approved Budget				Budget Utilization				Disbursements				BALANCES		
		Approved Budgeted Revenue	Adjustments (Additions, Reductions, Realignments)	Adjusted Budgeted Revenue	1st Quarter Ending March 31	2nd Quarter Ending June 30	3rd Quarter Ending Sept. 30	4th Quarter Ending Dec. 31	Total	1st Quarter Ending March 31	2nd Quarter Ending June 30	3rd Quarter Ending Sept. 30	4th Quarter Ending Dec. 31	Total	Unutilized Budget	Unpaid Utilizations (10-15) = (17+18)
Financial Expenses	50301010 00	-	-	-	-	-	-	-	-	-	-	-	-	-	-	-
Management Supervision/Trusteeship Fees	50301010 00	1,979,066.69	1,142,060.00	3,121,126.69	791,906.69	372,220.00	-	-	1,164,126.69	326,066.69	525,840.00	-	851,906.69	1,957,000.00	-	
Capital Outlays	50604010 00	-	-	-	-	-	-	-	-	-	-	-	-	-	-	
Investment Outlay	50604010 00	1,979,066.69	1,142,060.00	3,121,126.69	791,906.69	372,220.00	-	-	1,164,126.69	326,066.69	525,840.00	-	851,906.69	1,957,000.00	-	
Property, Plant and Equipment Outlay	50604010 00	876,966.69	1,242,060.00	2,119,026.69	619,806.69	372,220.00	-	-	992,026.69	153,966.69	525,840.00	-	679,806.69	1,127,000.00	-	
Land Outlay	50604050 01	-	-	-	-	-	-	-	-	-	-	-	-	-	-	
Machinery and Equipment Outlay	50604050 01	674,000.00	1,242,060.00	1,916,060.00	465,840.00	352,220.00	-	-	818,060.00	153,966.69	525,840.00	-	525,840.00	1,098,000.00	-	
Machinery	50604050 02	-	-	-	-	-	-	-	-	-	-	-	-	-	-	
Office Equipment	50604050 03	153,966.69	-	153,966.69	153,966.69	-	-	-	153,966.69	-	-	-	153,966.69	29,000.00	-	
Information and Communication Technology Equipment	50604050 99	49,000.00	-	49,000.00	-	20,000.00	-	-	20,000.00	-	-	-	20,000.00	830,000.00	-	
Other Machinery and Equipment	50604070 00	1,079,100.00	(100,000.00)	979,100.00	149,100.00	-	-	-	149,100.00	149,100.00	-	-	149,100.00	830,000.00	-	
Furniture, Fixtures and Books Outlay	50604070 01	1,079,100.00	(100,000.00)	979,100.00	149,100.00	-	-	-	149,100.00	149,100.00	-	-	149,100.00	-	-	
Furniture and Fixtures	50604070 02	-	-	-	-	-	-	-	-	-	-	-	-	-	-	
Books	50604080 00	-	-	-	-	-	-	-	-	-	-	-	-	-	-	
Heritage Assets	50604080 01	-	-	-	-	-	-	-	-	-	-	-	-	-	-	
Historical Buildings	50604080 02	-	-	-	-	-	-	-	-	-	-	-	-	-	-	
Works of Arts and Archeological Specimens	50604080 99	-	-	-	-	-	-	-	-	-	-	-	-	-	-	
Other Heritage Assets	50604090 00	23,000.00	-	23,000.00	-	-	-	-	23,000.00	23,000.00	-	-	23,000.00	-	-	
Other Property, Plant and Equipment Outlay	50604090 01	-	-	-	-	-	-	-	-	-	-	-	-	-	-	
Work/Zoo Animals	50604090 01	23,000.00	-	23,000.00	-	-	-	-	23,000.00	23,000.00	-	-	23,000.00	-	-	
Other Property, Plant and Equipment	50604090 99	-	-	-	-	-	-	-	-	-	-	-	-	-	-	
GRAND TOTAL		22,412,435.09	6,817,716.80	29,230,151.89	6,914,578.82	6,715,813.63	-	-	13,630,392.45	4,430,987.16	5,452,771.29	-	9,883,758.45	15,599,759.44	3,726,634.00	

Certified Correct: *[Signature]*
LEONILA D. CAIZ
 Budget Officer

Certified Correct: *[Signature]*
JOAN E. SINGSON
 Chief Accountant

Approved By: *[Signature]*
ROSANA P. MULA, Ph.D.
 Director IV

MONTHLY REPORT OF DISBURSEMENTS

FOR THE MONTH OF MAY 2022

Department : Department of Agriculture
 Agency : Office of the Secretary
 Operating Unit : Agricultural Training Institute
 Organization Code (UACS) : 050010200001
 Fund Cluster : 01 - Regular Agency Fund

PARTICULARS	Current Year Budget (Current Appropriations)												Prior Year's Budget												Current Year's Accounts Payable (FY20)												Prior Year's Accounts Payable (FY19)												Current Year's Accounts Payable (Continuing Appropriations)												TRUST LIABILITIES												Grand Total												Remarks																																																																																																																																																																																																																																																																																																																																																																																																																																																																																																																																																																																																																																																																																																																																																																																																																																																																																																																																																																																																																																																																																																																																																																																																																																																																																																																																																																																																						
	PS			MOOE			FINEX			CO			TOTAL			PS			MOOE			FINEX			CO			TOTAL			PS			MOOE			FINEX			CO			TOTAL																																																																																																																																																																																																																																																																																																																																																																																																																																																																																																																																																																																																																																																																																																																																																																																																																																																																																																																																																																																																																																																																																																																																																																																																																																																																																																																																																																																																																																																
	1	2	3	4	5	6	7	8	9	10	11	12	13	14	15	16	17	18	19	20	21	22	23	24	25	26	27	28	29	30	31	32	33	34	35	36	37	38	39	40	41	42	43	44	45	46	47	48	49	50	51	52	53	54	55	56	57	58	59	60	61	62	63	64	65	66	67	68	69	70	71	72	73	74	75	76	77	78	79	80	81	82	83	84		85	86	87	88	89	90	91	92	93	94	95	96	97	98	99	100	101	102	103	104	105	106	107	108	109	110	111	112	113	114	115	116	117	118	119	120	121	122	123	124	125	126	127	128	129	130	131	132	133	134	135	136	137	138	139	140	141	142	143	144	145	146	147	148	149	150	151	152	153	154	155	156	157	158	159	160	161	162	163	164	165	166	167	168	169	170	171	172	173	174	175	176	177	178	179	180	181	182	183	184	185	186	187	188	189	190	191	192	193	194	195	196	197	198	199	200	201	202	203	204	205	206	207	208	209	210	211	212	213	214	215	216	217	218	219	220	221	222	223	224	225	226	227	228	229	230	231	232	233	234	235	236	237	238	239	240	241	242	243	244	245	246	247	248	249	250	251	252	253	254	255	256	257	258	259	260	261	262	263	264	265	266	267	268	269	270	271	272	273	274	275	276	277	278	279	280	281	282	283	284	285	286	287	288	289	290	291	292	293	294	295	296	297	298	299	300	301	302	303	304	305	306	307	308	309	310	311	312	313	314	315	316	317	318	319	320	321	322	323	324	325	326	327	328	329	330	331	332	333	334	335	336	337	338	339	340	341	342	343	344	345	346	347	348	349	350	351	352	353	354	355	356	357	358	359	360	361	362	363	364	365	366	367	368	369	370	371	372	373	374	375	376	377	378	379	380	381	382	383	384	385	386	387	388	389	390	391	392	393	394	395	396	397	398	399	400	401	402	403	404	405	406	407	408	409	410	411	412	413	414	415	416	417	418	419	420	421	422	423	424	425	426	427	428	429	430	431	432	433	434	435	436	437	438	439	440	441	442	443	444	445	446	447	448	449	450	451	452	453	454	455	456	457	458	459	460	461	462	463	464	465	466	467	468	469	470	471	472	473	474	475	476	477	478	479	480	481	482	483	484	485	486	487	488	489	490	491	492	493	494	495	496	497	498	499	500	501	502	503	504	505	506	507	508	509	510	511	512	513	514	515	516	517	518	519	520	521	522	523	524	525	526	527	528	529	530	531	532	533	534	535	536	537	538	539	540	541	542	543	544	545	546	547	548	549	550	551	552	553	554	555	556	557	558	559	560	561	562	563	564	565	566	567	568	569	570	571	572	573	574	575	576	577	578	579	580	581	582	583	584	585	586	587	588	589	590	591	592	593	594	595	596	597	598	599	600	601	602	603	604	605	606	607	608	609	610	611	612	613	614	615	616	617	618	619	620	621	622	623	624	625	626	627	628	629	630	631	632	633	634	635	636	637	638	639	640	641	642	643	644	645	646	647	648	649	650	651	652	653	654	655	656	657	658	659	660	661	662	663	664	665	666	667	668	669	670	671	672	673	674	675	676	677	678	679	680	681	682	683	684	685	686	687	688	689	690	691	692	693	694	695	696	697	698	699	700	701	702	703	704	705	706	707	708	709	710	711	712	713	714	715	716	717	718	719	720	721	722	723	724	725	726	727	728	729	730	731	732	733	734	735	736	737	738	739	740	741	742	743	744	745	746	747	748	749	750	751	752	753	754	755	756	757	758	759	760	761	762	763	764	765	766	767	768	769	770	771	772	773	774	775	776	777	778	779	780	781	782	783	784	785	786	787	788	789	790	791	792	793	794	795	796	797	798	799	800	801	802	803	804	805	806	807	808	809	810	811	812	813	814	815	816	817	818	819	820	821	822	823	824	825	826	827	828	829	830	831	832	833	834	835	836	837	838	839	840	841	842	843	844	845	846	847	848	849	850	851	852	853	854	855	856	857	858	859	860	861	862	863	864	865	866	867	868	869	870	871	872	873	874	875	876	877	878	879	880	881	882	883	884	885	886	887	888	889	890	891	892	893	894	895	896	897	898	899	900	901	902	903	904	905	906	907	908	909	910	911	912	913	914	915	916	917	918	919	920	921	922	923	924	925	926	927	928	929	930	931	932	933	934	935	936	937	938	939	940	941	942	943	944	945	946	947	948	949	950	951	952	953	954	955	956	957	958	959	960	961	962	963	964	965	966	967	968	969	970	971	972	973	974	975	976	977	978	979	980	981	982	983	984	985	986	987	988	989	990	991	992	993	994	995	996	997	998	999	1000	1001	1002	1003	1004	1005	1006	1007	1008	1009	1010	1011	1012	1013	1014	1015	1016	1017	1018	1019	1020	1021	1022	1023	1024	1025	1026	1027	1028	1029	1030	1031	1032	1033	1034	1035	1036	1037	1038	1039	1040	1041	1042	1043	1044	1045	1046	1047	1048	1049	1050	1051	1052	1053	1054	1055	1056	1057	1058	1059	1060	1061	1062	1063	1064	1065	1066	1067	1068	1069	1070	1071	1072	1073	1074	1075	1076	1077	1078	1079	1080	1081	1082	1083	1084	1085	1086	1087	1088	1089	1090	1091	1092	1093	1094	1095	1096	1097	1098	1099	1100	1101	1102	1103	1104	1105	1106	1107	1108	1109	1110	1111	1112	1113	1114	1115	1116	1117	1118	1119	1120	1121	1122	1123	1124	1125	1126	1127	1128	1129	1130	1131	1132	1133	1134	1135	1136	1137	1138	1139	1140	1141	1142	1143	1144	1145	1146	1147	1148	1149	1150	1151	1152	1153	1154	1155	1156	1157	1158	1159	1160	1161	1162	1163	1164	1165	1166	1167	1168	1169	1170	1171	1172	1173	1174	1175	1176	1177	1178	1179	1180	1181	1182	1183	1184	1185	1186	1187	1188	1189	1190	1191	1192	1193	1194	1195	1196	1197	1198	1199	1200	1201	1202	1203	1204	1205	1206	1207	1208	1209	1210	1211	1212	1213	1214	1215	1216	1217	1218	1219	1220	1221	1222	1223	1224	1225	1226	1227	1228	1229	1230	1231	1232	1233	1234	1235	1236	1237	1238	1239	1240	1241	1242	1243	1244	1245	1246	1247	1248	1249	1250	1251	1252	1253	1254	1255	1256	1257	1258	1259	1260	1261	1262	1263	1264	1265	1266	1267	1268	1269	1270	1271	1272	1273	1274	1275	1276	1277	1278	1279	1280	1281	1282	1283	1284	1285	1286	1287	1288	1289	1290	1291	1292	1293	1294	1295	1296	1297	1298	1299	1300	1301	1302	1303	1304	1305	1306	1307	1308	1309	1310	1311	1312	1313	1314	1315	1316	1317	1318	1319	1320	1321	1322	1323	1324	1325	1326	1327	1328	1329	1330	1331	1332	1333	1334	1335	1336	1337	1338	1339	1340	1341	1342	1343	1344	1345	1346	1347	1348	1349	1350	1351	1352	1353	1354	1355	1356	1357	1358	1359	1360	1361	1362	1363	1364	1365	1366	1367	1368	1369	1370	1371	1372	1373	1374	1375	1376	1377	1378	1379	1380	1381	1382	1383	1384	1385	1386	1387	1388	1389	1390	1391	1392	1393	1394	1395	1396	1397	1398	1399	1400	1401	1402	1403	1404	1405	1406	1407	1408	1409	1410	1411	1412	1413	1414	1415	1416	1417	1418	1419	1420	1421	1422	1423	1424	1425	1426	1427	1428	1429	1430	1431	1432	1433	1434

MONTHLY REPORT OF DISBURSEMENTS
FOR THE MONTH OF MAY 2022

Department : Department of Agriculture
 Agency : Office of the Secretary
 Operating Unit : Agricultural Training Institute
 Organization Code (UACS) : 050010200001
 Fund Cluster : 03 - Rice Competitiveness Enhancement Fund

PARTICULARS	Current Year Budget (Current Appropriations)					Prior Year's Budget					Current Year's Account Payable (FY02)					Prior Year's Account Payable (Continuing Appropri.)					Grand Total					Remarks		
	PS	MOOE	FINEX	CO	TOTAL	PS	MOOE	FINEX	CO	TOTAL	PS	MOOE	FINEX	CO	TOTAL	PS	MOOE	FINEX	CO	TOTAL	PS	MOOE	FINEX	CO	TOTAL			
CASH DISBURSEMENTS																												
MDS Disbursements	0.00	6,172,158.58	0.00	0.00	6,172,158.58	0.00	198,985.36	0.00	0.00	198,985.36	0.00	0.00	0.00	0.00	0.00	0.00	0.00	0.00	0.00	0.00	0.00	0.00	0.00	0.00	0.00	0.00	0.00	0.00
Notice of Cash Allocation (NCA)	0.00	6,172,158.58	0.00	0.00	6,172,158.58	0.00	198,985.36	0.00	0.00	198,985.36	0.00	0.00	0.00	0.00	0.00	0.00	0.00	0.00	0.00	0.00	0.00	0.00	0.00	0.00	0.00	0.00	0.00	0.00
MDS Check Issued	0.00	2,251,655.29	0.00	0.00	2,251,655.29	0.00	103,985.36	0.00	0.00	103,985.36	0.00	0.00	0.00	0.00	0.00	0.00	0.00	0.00	0.00	0.00	0.00	0.00	0.00	0.00	0.00	0.00	0.00	0.00
Notice of Debit Account	0.00	3,920,503.29	0.00	0.00	3,920,503.29	0.00	95,999.99	0.00	0.00	95,999.99	0.00	0.00	0.00	0.00	0.00	0.00	0.00	0.00	0.00	0.00	0.00	0.00	0.00	0.00	0.00	0.00	0.00	0.00
MDS Check Issued (NTA)	0.00	0.00	0.00	0.00	0.00	0.00	0.00	0.00	0.00	0.00	0.00	0.00	0.00	0.00	0.00	0.00	0.00	0.00	0.00	0.00	0.00	0.00	0.00	0.00	0.00	0.00	0.00	0.00
Notice to Debit Account	0.00	0.00	0.00	0.00	0.00	0.00	0.00	0.00	0.00	0.00	0.00	0.00	0.00	0.00	0.00	0.00	0.00	0.00	0.00	0.00	0.00	0.00	0.00	0.00	0.00	0.00	0.00	0.00
Working Fund for FAX's	0.00	0.00	0.00	0.00	0.00	0.00	0.00	0.00	0.00	0.00	0.00	0.00	0.00	0.00	0.00	0.00	0.00	0.00	0.00	0.00	0.00	0.00	0.00	0.00	0.00	0.00	0.00	0.00
Cash Disbursement Colling (CDC)	0.00	6,172,158.58	0.00	0.00	6,172,158.58	0.00	198,985.36	0.00	0.00	198,985.36	0.00	0.00	0.00	0.00	0.00	0.00	0.00	0.00	0.00	0.00	0.00	0.00	0.00	0.00	0.00	0.00	0.00	0.00
TOTAL CASH DISBURSEMENTS																												
	0.00	6,172,158.58	0.00	0.00	6,172,158.58	0.00	198,985.36	0.00	0.00	198,985.36	0.00	0.00	0.00	0.00	0.00	0.00	0.00	0.00	0.00	0.00	0.00	0.00	0.00	0.00	0.00	0.00	0.00	0.00
NON-CASH DISBURSEMENTS																												
Tax Remittance Advice (TRA)	0.00	238,278.70	0.00	0.00	238,278.70	0.00	1,350.00	0.00	0.00	1,350.00	0.00	0.00	0.00	0.00	0.00	0.00	0.00	0.00	0.00	0.00	0.00	0.00	0.00	0.00	0.00	0.00	0.00	0.00
Non-Cash Availment Authority (NCAA)	0.00	0.00	0.00	0.00	0.00	0.00	0.00	0.00	0.00	0.00	0.00	0.00	0.00	0.00	0.00	0.00	0.00	0.00	0.00	0.00	0.00	0.00	0.00	0.00	0.00	0.00	0.00	0.00
Disbursements effected through outright deductions from claims	0.00	0.00	0.00	0.00	0.00	0.00	0.00	0.00	0.00	0.00	0.00	0.00	0.00	0.00	0.00	0.00	0.00	0.00	0.00	0.00	0.00	0.00	0.00	0.00	0.00	0.00	0.00	0.00
Overpayment of expenses (e.g. personal benefits)	0.00	0.00	0.00	0.00	0.00	0.00	0.00	0.00	0.00	0.00	0.00	0.00	0.00	0.00	0.00	0.00	0.00	0.00	0.00	0.00	0.00	0.00	0.00	0.00	0.00	0.00	0.00	0.00
Restitution for loss of government property	0.00	0.00	0.00	0.00	0.00	0.00	0.00	0.00	0.00	0.00	0.00	0.00	0.00	0.00	0.00	0.00	0.00	0.00	0.00	0.00	0.00	0.00	0.00	0.00	0.00	0.00	0.00	0.00
Liquidated Damages	0.00	0.00	0.00	0.00	0.00	0.00	0.00	0.00	0.00	0.00	0.00	0.00	0.00	0.00	0.00	0.00	0.00	0.00	0.00	0.00	0.00	0.00	0.00	0.00	0.00	0.00	0.00	0.00
Disallowance	0.00	0.00	0.00	0.00	0.00	0.00	0.00	0.00	0.00	0.00	0.00	0.00	0.00	0.00	0.00	0.00	0.00	0.00	0.00	0.00	0.00	0.00	0.00	0.00	0.00	0.00	0.00	0.00
and other similar items (please specify...)	0.00	0.00	0.00	0.00	0.00	0.00	0.00	0.00	0.00	0.00	0.00	0.00	0.00	0.00	0.00	0.00	0.00	0.00	0.00	0.00	0.00	0.00	0.00	0.00	0.00	0.00	0.00	0.00
and other similar items (please specify...)	0.00	0.00	0.00	0.00	0.00	0.00	0.00	0.00	0.00	0.00	0.00	0.00	0.00	0.00	0.00	0.00	0.00	0.00	0.00	0.00	0.00	0.00	0.00	0.00	0.00	0.00	0.00	0.00
and other similar items (please specify...)	0.00	0.00	0.00	0.00	0.00	0.00	0.00	0.00	0.00	0.00	0.00	0.00	0.00	0.00	0.00	0.00	0.00	0.00	0.00	0.00	0.00	0.00	0.00	0.00	0.00	0.00	0.00	0.00
Others	0.00	0.00	0.00	0.00	0.00	0.00	0.00	0.00	0.00	0.00	0.00	0.00	0.00	0.00	0.00	0.00	0.00	0.00	0.00	0.00	0.00	0.00	0.00	0.00	0.00	0.00	0.00	0.00
TFE	0.00	0.00	0.00	0.00	0.00	0.00	0.00	0.00	0.00	0.00	0.00	0.00	0.00	0.00	0.00	0.00	0.00	0.00	0.00	0.00	0.00	0.00	0.00	0.00	0.00	0.00	0.00	0.00
BR Dec Stamp Tax	0.00	0.00	0.00	0.00	0.00	0.00	0.00	0.00	0.00	0.00	0.00	0.00	0.00	0.00	0.00	0.00	0.00	0.00	0.00	0.00	0.00	0.00	0.00	0.00	0.00	0.00	0.00	0.00
and other similar items (please specify...)	0.00	0.00	0.00	0.00	0.00	0.00	0.00	0.00	0.00	0.00	0.00	0.00	0.00	0.00	0.00	0.00	0.00	0.00	0.00	0.00	0.00	0.00	0.00	0.00	0.00	0.00	0.00	0.00
and other similar items (please specify...)	0.00	0.00	0.00	0.00	0.00	0.00	0.00	0.00	0.00	0.00	0.00	0.00	0.00	0.00	0.00	0.00	0.00	0.00	0.00	0.00	0.00	0.00	0.00	0.00	0.00	0.00	0.00	0.00
TOTAL NON-CASH DISBURSEMENTS	0.00	238,278.70	0.00	0.00	238,278.70	0.00	1,350.00	0.00	0.00	1,350.00	0.00	0.00	0.00	0.00	0.00	0.00	0.00	0.00	0.00	0.00	0.00	0.00	0.00	0.00	0.00	0.00	0.00	0.00
GRAND TOTAL	0.00	6,410,437.28	0.00	0.00	6,410,437.28	0.00	200,335.36	0.00	0.00	200,335.36	0.00	0.00	0.00	0.00	0.00	0.00	0.00	0.00	0.00	0.00	0.00	0.00	0.00	0.00	0.00	0.00	0.00	0.00

SUMMARY:

	Current Year Balance	Previous Report	This Month	Start Date
Total Disbursement Authorities Received	0.00	30,547,897.00	9,238,000.00	29,775,897.00
NCA	0.00	0.00	0.00	0.00
NTA	0.00	0.00	0.00	0.00
Add: Notice of Transfer of Allocations (NTA) Received	0.00	0.00	0.00	0.00
Less: Notice of Transfer of Allocations (NTA) Issued	0.00	0.00	0.00	0.00
Working Fund	0.00	0.00	0.00	0.00
Add: P/CP Received from CO/PSO (with ASA)	0.00	0.00	0.00	0.00
Less: LP/CP Received from CO/PSO (with ASA)	0.00	0.00	0.00	0.00
Add: LP/CP Received from CO/PSO (without ASA)	0.00	0.00	0.00	0.00
Less: LP/CP Issued by CO/PSO (without ASA)	0.00	0.00	0.00	0.00
TRA	0.00	368,431.66	230,128.70	598,560.36
CDC	0.00	0.00	0.00	0.00
NCAA	0.00	0.00	0.00	0.00
Total Disbursement Authorities Available	0.00	30,916,328.66	9,458,128.70	30,374,457.36
Less:				
Lapsed NCA	0.00	29,790.19	6,601,272.64	29,790.19
Disbursements**	0.00	13,016,381.61	19,617,654.25	19,617,654.25
Less: Other Non-Cash Disbursements	0.00	0.00	0.00	0.00
Disbursements effected through outright deductions from claims	0.00	0.00	0.00	0.00
Overpayment of expenses (e.g. personal benefits)	0.00	0.00	0.00	0.00
Restitution for loss of government property	0.00	0.00	0.00	0.00
Liquidated Damages	0.00	0.00	0.00	0.00
Disallowance	0.00	0.00	0.00	0.00
and other similar items (please specify...)	0.00	0.00	0.00	0.00
and other similar items (please specify...)	0.00	0.00	0.00	0.00
and other similar items (please specify...)	0.00	0.00	0.00	0.00
Add: Less: Adjustments	0.00	0.00	0.00	0.00
Adjustments on MDS Accounts	0.00	0.00	0.00	0.00
Less: Adjustments (e.g. cancelled state checks)	0.00	0.00	0.00	0.00
Replacement of Cancelled Checks (LDNA/ADA)	0.00	0.00	0.00	0.00
please specify...	0.00	0.00	0.00	0.00
Add: Adjustments (e.g. cancelled check/staled checks)	0.00	0.00	0.00	0.00
Cancelled Checks	0.00	0.00	0.00	0.00
Staled Checks	0.00	0.00	0.00	0.00
Add: Adjustments (e.g. cancelled check/staled checks)	0.00	0.00	0.00	0.00
Cancelled Checks	0.00	0.00	0.00	0.00
Staled Checks	0.00	0.00	0.00	0.00
Replacement (Refunds others)	0.00	0.00	0.00	0.00
Disbursement Authorities as at date	0.00	7,870,156.86	2,856,856.06	10,277,012.92

Prepared by:

JOMAR E. SINGSON
 Chief Accountant
 Date: _____

Approved by:

RGSANA P. MILUA, PhD.
 Director IV
 Date: _____

MONTHLY REPORT OF DISBURSEMENTS
FOR THE MONTH OF APRIL 2022

Department : Department of Agriculture
 Agency : Office of the Secretary
 Operating Unit : Agricultural Training Institute
 Organization Code (UACS) : 050010200001
 Fund Cluster : 03 - Rice Competitiveness Enhancement Fund

PARTICULARS	Current Year Budget (Current Appropriations)					Prior Year's Budget					Current Year's Accounts Payable (FYO)					Prior Year's Accounts Payable (FYO)					Grand Total					Remarks					
	PS	MOOE	FINEX	CO	TOTAL	PS	MOOE	FINEX	CO	TOTAL	PS	MOOE	FINEX	CO	TOTAL	PS	MOOE	FINEX	CO	TOTAL	PS	MOOE	FINEX	CO	TOTAL						
CASH DISBURSEMENTS																															
MDS Disbursements	0.00	5,477,655.96	0.00	0.00	5,477,655.96	0.00	825,187.18	0.00	0.00	825,187.18	0.00	0.00	0.00	0.00	0.00	0.00	825,187.18	0.00	0.00	825,187.18	0.00	0.00	0.00	0.00	0.00	0.00	825,187.18	0.00	0.00	825,187.18	
Notice of Cash Allocation (NCA)	0.00	5,477,655.96	0.00	0.00	5,477,655.96	0.00	825,187.18	0.00	0.00	825,187.18	0.00	0.00	0.00	0.00	0.00	0.00	825,187.18	0.00	0.00	825,187.18	0.00	0.00	0.00	0.00	0.00	0.00	825,187.18	0.00	0.00	825,187.18	
MDS Check Issued	0.00	2,626,044.36	0.00	0.00	2,626,044.36	0.00	43,370.00	0.00	0.00	43,370.00	0.00	0.00	0.00	0.00	0.00	0.00	43,370.00	0.00	0.00	43,370.00	0.00	0.00	0.00	0.00	0.00	0.00	43,370.00	0.00	0.00	43,370.00	
Advice to Debit Account	0.00	2,851,611.60	0.00	0.00	2,851,611.60	0.00	781,253.85	0.00	0.00	781,253.85	0.00	0.00	0.00	0.00	0.00	0.00	781,253.85	0.00	0.00	781,253.85	0.00	0.00	0.00	0.00	0.00	0.00	781,253.85	0.00	0.00	781,253.85	
MDS Check Issued	0.00	0.00	0.00	0.00	0.00	0.00	0.00	0.00	0.00	0.00	0.00	0.00	0.00	0.00	0.00	0.00	0.00	0.00	0.00	0.00	0.00	0.00	0.00	0.00	0.00	0.00	0.00	0.00	0.00	0.00	
Notice of Transfer Allocation (NTA)	0.00	0.00	0.00	0.00	0.00	0.00	0.00	0.00	0.00	0.00	0.00	0.00	0.00	0.00	0.00	0.00	0.00	0.00	0.00	0.00	0.00	0.00	0.00	0.00	0.00	0.00	0.00	0.00	0.00	0.00	
Advice to Debit Account	0.00	0.00	0.00	0.00	0.00	0.00	0.00	0.00	0.00	0.00	0.00	0.00	0.00	0.00	0.00	0.00	0.00	0.00	0.00	0.00	0.00	0.00	0.00	0.00	0.00	0.00	0.00	0.00	0.00	0.00	
Working Fund for FAPs	0.00	0.00	0.00	0.00	0.00	0.00	0.00	0.00	0.00	0.00	0.00	0.00	0.00	0.00	0.00	0.00	0.00	0.00	0.00	0.00	0.00	0.00	0.00	0.00	0.00	0.00	0.00	0.00	0.00	0.00	
Cash Disbursement Ceiling (CDC)	0.00	0.00	0.00	0.00	0.00	0.00	0.00	0.00	0.00	0.00	0.00	0.00	0.00	0.00	0.00	0.00	0.00	0.00	0.00	0.00	0.00	0.00	0.00	0.00	0.00	0.00	0.00	0.00	0.00	0.00	
TOTAL CASH DISBURSEMENTS	0.00	5,477,655.96	0.00	0.00	5,477,655.96	0.00	825,187.18	0.00	0.00	825,187.18	0.00	0.00	0.00	0.00	0.00	0.00	825,187.18	0.00	0.00	825,187.18	0.00	0.00	0.00	0.00	0.00	0.00	825,187.18	0.00	0.00	825,187.18	
NON-CASH DISBURSEMENTS																															
Tax Reimburse Advice (TRA)	0.00	168,179.29	0.00	0.00	168,179.29	0.00	43,370.00	0.00	0.00	43,370.00	0.00	0.00	0.00	0.00	0.00	0.00	43,370.00	0.00	0.00	43,370.00	0.00	0.00	0.00	0.00	0.00	0.00	43,370.00	0.00	0.00	43,370.00	
Non-Cash Availment Authority (NCAA)	0.00	0.00	0.00	0.00	0.00	0.00	0.00	0.00	0.00	0.00	0.00	0.00	0.00	0.00	0.00	0.00	0.00	0.00	0.00	0.00	0.00	0.00	0.00	0.00	0.00	0.00	0.00	0.00	0.00	0.00	
Disbursements effected through outright deductions from claims	0.00	0.00	0.00	0.00	0.00	0.00	0.00	0.00	0.00	0.00	0.00	0.00	0.00	0.00	0.00	0.00	0.00	0.00	0.00	0.00	0.00	0.00	0.00	0.00	0.00	0.00	0.00	0.00	0.00	0.00	
Overpayment of expenses (e.g. personal benefits)	0.00	0.00	0.00	0.00	0.00	0.00	0.00	0.00	0.00	0.00	0.00	0.00	0.00	0.00	0.00	0.00	0.00	0.00	0.00	0.00	0.00	0.00	0.00	0.00	0.00	0.00	0.00	0.00	0.00	0.00	
Restitution for loss of government property	0.00	0.00	0.00	0.00	0.00	0.00	0.00	0.00	0.00	0.00	0.00	0.00	0.00	0.00	0.00	0.00	0.00	0.00	0.00	0.00	0.00	0.00	0.00	0.00	0.00	0.00	0.00	0.00	0.00	0.00	
Liquidated Damages	0.00	0.00	0.00	0.00	0.00	0.00	0.00	0.00	0.00	0.00	0.00	0.00	0.00	0.00	0.00	0.00	0.00	0.00	0.00	0.00	0.00	0.00	0.00	0.00	0.00	0.00	0.00	0.00	0.00	0.00	
Disturbance and other similar items (please specify...)	0.00	0.00	0.00	0.00	0.00	0.00	0.00	0.00	0.00	0.00	0.00	0.00	0.00	0.00	0.00	0.00	0.00	0.00	0.00	0.00	0.00	0.00	0.00	0.00	0.00	0.00	0.00	0.00	0.00	0.00	
and other similar items (please specify...)	0.00	0.00	0.00	0.00	0.00	0.00	0.00	0.00	0.00	0.00	0.00	0.00	0.00	0.00	0.00	0.00	0.00	0.00	0.00	0.00	0.00	0.00	0.00	0.00	0.00	0.00	0.00	0.00	0.00	0.00	
Others	0.00	0.00	0.00	0.00	0.00	0.00	0.00	0.00	0.00	0.00	0.00	0.00	0.00	0.00	0.00	0.00	0.00	0.00	0.00	0.00	0.00	0.00	0.00	0.00	0.00	0.00	0.00	0.00	0.00	0.00	
PF, Doc Stamp Tax and other similar items (please specify...)	0.00	0.00	0.00	0.00	0.00	0.00	0.00	0.00	0.00	0.00	0.00	0.00	0.00	0.00	0.00	0.00	0.00	0.00	0.00	0.00	0.00	0.00	0.00	0.00	0.00	0.00	0.00	0.00	0.00	0.00	
and other similar items (please specify...)	0.00	0.00	0.00	0.00	0.00	0.00	0.00	0.00	0.00	0.00	0.00	0.00	0.00	0.00	0.00	0.00	0.00	0.00	0.00	0.00	0.00	0.00	0.00	0.00	0.00	0.00	0.00	0.00	0.00	0.00	
and other similar items (please specify...)	0.00	0.00	0.00	0.00	0.00	0.00	0.00	0.00	0.00	0.00	0.00	0.00	0.00	0.00	0.00	0.00	0.00	0.00	0.00	0.00	0.00	0.00	0.00	0.00	0.00	0.00	0.00	0.00	0.00	0.00	
TOTAL NON-CASH DISBURSEMENTS	0.00	168,179.29	0.00	0.00	168,179.29	0.00	43,370.00	0.00	0.00	43,370.00	0.00	0.00	0.00	0.00	0.00	0.00	43,370.00	0.00	0.00	43,370.00	0.00	0.00	0.00	0.00	0.00	0.00	43,370.00	0.00	0.00	43,370.00	
GRAND TOTAL	0.00	5,645,835.25	0.00	0.00	5,645,835.25	0.00	868,557.18	0.00	0.00	868,557.18	0.00	0.00	0.00	0.00	0.00	0.00	868,557.18	0.00	0.00	868,557.18	0.00	0.00	0.00	0.00	0.00	0.00	868,557.18	0.00	0.00	868,557.18	

SUMMARY:

Total Disbursement Authorities Received	Current Year Balance		Previous Report		This Month		Actual Date	
	From Previous Year	Previous Report	This Month	Actual Date	From Previous Year	Previous Report	This Month	Actual Date
NCA	0.00	6,374,897.00	14,173,000.00	20,547,897.00	0.00	29,790.19	13,016,381.61	13,016,381.61
NTA	0.00	0.00	0.00	0.00	0.00	0.00	0.00	0.00
Add: Notice of Transfer of Allocations (NTA) Received	0.00	0.00	0.00	0.00	0.00	0.00	0.00	0.00
Less: Notice of Transfer of Allocations (NTA) Issued	0.00	0.00	0.00	0.00	0.00	0.00	0.00	0.00
Working Fund	0.00	0.00	0.00	0.00	0.00	0.00	0.00	0.00
Released by DBM	0.00	0.00	0.00	0.00	0.00	0.00	0.00	0.00
Add: LP/GR Received from CO/PSO (with ASA)	0.00	0.00	0.00	0.00	0.00	0.00	0.00	0.00
Less: LP/GR Issued by CO/PSO (with ASA)	0.00	0.00	0.00	0.00	0.00	0.00	0.00	0.00
Add: LP/GR Received from CO/PSO (without ASA)	0.00	0.00	0.00	0.00	0.00	0.00	0.00	0.00
Less: LP/GR Issued by CO/PSO (without ASA)	0.00	0.00	0.00	0.00	0.00	0.00	0.00	0.00
TRA	0.00	0.00	211,549.29	368,431.66	0.00	0.00	0.00	0.00
Less: LP/GR Issued by CO/PSO (without ASA)	0.00	0.00	0.00	0.00	0.00	0.00	0.00	0.00
CDC	0.00	0.00	0.00	0.00	0.00	0.00	0.00	0.00
NCAA	0.00	0.00	0.00	0.00	0.00	0.00	0.00	0.00
Total Disbursement Authorities Available	0.00	6,511,779.27	14,384,549.29	20,916,328.66	0.00	29,790.19	13,016,381.61	13,016,381.61
Less: Lapsed NCA	0.00	29,790.19	0.00	0.00	0.00	0.00	0.00	0.00
Disbursement**	0.00	6,501,989.18	6,514,392.43	13,016,381.61	0.00	0.00	0.00	0.00
Less: Other Non-Cash Disbursements	0.00	0.00	0.00	0.00	0.00	0.00	0.00	0.00
Disbursements effected through outright deductions from claims	0.00	0.00	0.00	0.00	0.00	0.00	0.00	0.00
Overpayment of expenses (e.g. personal benefits)	0.00	0.00	0.00	0.00	0.00	0.00	0.00	0.00
Restitution for loss of government property	0.00	0.00	0.00	0.00	0.00	0.00	0.00	0.00
Liquidated Damages	0.00	0.00	0.00	0.00	0.00	0.00	0.00	0.00
Disturbance and other similar items (please specify...)	0.00	0.00	0.00	0.00	0.00	0.00	0.00	0.00
and other similar items (please specify...)	0.00	0.00	0.00	0.00	0.00	0.00	0.00	0.00
and other similar items (please specify...)	0.00	0.00	0.00	0.00	0.00	0.00	0.00	0.00
and other similar items (please specify...)	0.00	0.00	0.00	0.00	0.00	0.00	0.00	0.00
Adjustments on MDS Accounts	0.00	0.00	0.00	0.00	0.00	0.00	0.00	0.00
Less: Adjustments (e.g. cancelled/sale checks)	0.00	0.00	0.00	0.00	0.00	0.00	0.00	0.00
Replacement of Cancelled Check LDDAP-ADA	0.00	0.00	0.00	0.00	0.00	0.00	0.00	0.00
please specify...	0.00	0.00	0.00	0.00	0.00	0.00	0.00	0.00
Add: Adjustments (e.g. cancelled/sale checks)	0.00	0.00	0.00	0.00	0.00	0.00	0.00	0.00
Cancelled Check LDDAP-ADA	0.00	0.00	0.00	0.00	0.00	0.00	0.00	0.00
please specify...	0.00	0.00	0.00	0.00	0.00	0.00	0.00	0.00
Cancelled Check LDDAP-ADA	0.00	0.00	0.00	0.00	0.00	0.00	0.00	0.00
please specify...	0.00	0.00	0.00	0.00	0.00	0.00	0.00	0.00
Cancelled Check LDDAP-ADA	0.00	0.00	0.00	0.0				

QUARTERLY REPORT OF REVENUE AND OTHER RECEIPTS
As at the Quarter Ending June 30, 2022

Department : DEPARTMENT OF AGRICULTURE
 Agency : OFFICE OF THE SECRETARY
 Operating Unit : AGRICULTURAL TRAINING INSTITUTE (ATI)
 Organization Code (UACS) : 0500102000001
 Funding Source Code (as clustered) : FUND CLUSTER 01 - REGULAR AGENCY FUND

CLASSIFICATION SOURCES OF REVENUE AND OTHER RECEIPTS	UACS Code	REVENUE TARGET (Annual)	ACTUAL REVENUE AND OTHER RECEIPTS COLLECTIONS				TOTAL 8=(4+5+6+7)	CUMULATIVE REMITTANCE TO BITr 9	Deposited with ACDB 10	TOTAL 11=(9+10)	VARIANCE		REMARKS
			1st Quarter	2nd Quarter	3rd Quarter	4th Quarter					AMOUNT 12=(8-3)	% 13=(12/3)	
A. Regular Agency Fund (Fund Cluster Code 01)													
A.1. Revenue Collections													
A.1.1 Cash Revenue													
Business Income													
Rent/Lease Income	40202050 00	154,831.49	100,255.90	100,255.90	-	200,511.80	200,511.80	-	200,511.80	45,680.31	30%		
Income from Hostels/Dormitories and Other Like Facilities	40202130 00	-	-	-	-	-	-	-	-	-	-		
Slaughterhouse Operation	40202140 00	-	-	-	-	-	-	-	-	-	-		
Income from Printing and Publication	40202150 00	-	-	-	-	-	-	-	-	-	-		
Interest Income	40202200 01	103,907.19	2,672.57	2,672.57	-	2,672.57	2,672.57	-	2,672.57	(101,234.62)	-97%		
Interest on NG Deposits	40202990 99	6,721.00	-	-	-	-	-	-	-	(6,721.00)	-100%		
Other Business Income	40501130 00	42,832.90	-	-	-	-	-	-	-	(42,832.90)	-100%		
Gain on Sale of Unserviceable Property	40501990 00	-	-	-	-	-	-	-	-	-	-		
Other Gains													
Other Non-Operating Income													
Sale of Assets	40601010 00	-	-	6,361.44	-	6,361.44	6,361.44	-	6,361.44	6,361.44			
Sale of Garnished/Confiscated/Abandoned/Seized Goods and Property													
Miscellaneous Income	40609010 00	-	-	-	-	-	-	-	-	-	-		
Proceeds from Insurance/Indemnities	40609990 00	-	-	25,820.31	-	25,820.31	25,820.31	-	25,820.31	25,820.31			
Miscellaneous Income (e.g. Liquidated Damages)													
A.1.2 Non-Cash Revenue													
Tax													
Non-Tax													
Collections effected through outright deductions from claims													
Miscellaneous Income (e.g. Liquidated Damages)	40609990 00	581,000.00	5,410.52	5,410.52	-	5,410.52	5,410.52	-	5,410.52	(575,589.48)	-99%		
A.2. Non-Revenue Collections/Other Receipts													
A.2.1 Cash Receipts													
Others													
Advances to Disbursing Officer	19901030 00	-	143,283.23	161,675.31	-	304,958.54	304,958.54	-	304,958.54	304,958.54			
Advances to Officers and Employees	19901040 00	-	10,236.00	82,229.16	-	82,229.16	82,229.16	-	82,229.16	82,229.16			
Petty Cash	10101020 00	-	10,236.00	10,236.00	-	10,236.00	10,236.00	-	10,236.00	10,236.00			
Refund of Overpayment	50000000 00	-	-	-	-	-	-	-	-	-	-		
Salaries and Wages - Regular	50101010 00	-	2,281.37	60,500.00	-	60,500.00	60,500.00	-	60,500.00	60,500.00			
Hazard Pay	50102110 00	-	345.00	345.00	-	345.00	345.00	-	345.00	345.00			
Traveling Expenses-Local	50201010 00	-	1,600.00	25,750.00	-	27,350.00	27,350.00	-	27,350.00	27,350.00			
Training Expenses	50202010 02	-	19,856.13	19,856.13	-	19,856.13	19,856.13	-	19,856.13	19,856.13			
Water Expenses	50204010 00	-	117,450.75	2,654,873.16	-	2,772,323.91	2,772,323.91	-	2,772,323.91	2,772,323.91			
Due from LGUs	10303030 00	-	78,320.00	291,972.68	-	370,292.68	370,292.68	-	370,292.68	370,292.68			
Disallowances	10303901 00	-	-	-	-	-	-	-	-	-	-		
Other (e.g. AWOP)	10300000 00	-	-	264,826.95	-	264,826.95	264,826.95	-	264,826.95	264,826.95			
Due from Bureau	10304020 00	-	-	-	-	-	-	-	-	-	-		
Due from Regional Offices	10304030 00	-	-	-	-	-	-	-	-	-	-		
Due from Other Funds	10304040 00	-	958.00	2,500.00	-	3,458.00	3,458.00	-	3,458.00	3,458.00			
Due from Officers and Employees	10399020 00	-	10,967.00	10,967.00	-	10,967.00	10,967.00	-	10,967.00	10,967.00			
Due from NGOs/POs	10399030 00	-	-	151,473.22	-	151,473.22	151,473.22	-	151,473.22	151,473.22			
Other Receivables	10399990 00	-	-	-	-	-	-	-	-	-	-		
Advances to Contractors	19902010 00	-	-	-	-	-	-	-	-	-	-		
Deposit on Letter of Credits	19903010 00	-	-	-	-	-	-	-	-	-	-		
A.2.2 Non-Cash Receipts													
Collections effected through outright deductions from claims													
Other Maintenance and Operating Expenses	50299990 02	333,031.74	-	115,543.00	-	448,574.74	448,574.74	-	448,574.74	448,574.74			
Disallowances	10399020 00	-	-	-	-	-	-	-	-	-	-		
Restitution of loss	10399030 00	-	-	-	-	-	-	-	-	-	-		
Other (e.g. AWOP)	10399990 00	-	-	-	-	-	-	-	-	-	-		
Due from Officers and Employees	10399990 00	-	-	-	-	-	-	-	-	-	-		
Due from NGOs/POs	10399990 00	-	-	-	-	-	-	-	-	-	-		
Other Receivables	10399990 00	-	-	-	-	-	-	-	-	-	-		
Bank Charge													
TOTAL		889,292.58	826,668.21	3,993,781.13	-	4,820,449.34	4,820,449.34	-	4,820,449.34	3,931,156.76			

Certified Correct :

JOAN E. SINGSON
Chief Accountant

Approved By :

ROSANA P. MULA, Ph.D.
Director IV

QUARTERLY REPORT OF REVENUE AND OTHER RECEIPTS
As at the Quarter Ending June 30, 2022

Department : DEPARTMENT OF AGRICULTURE
 Agency : OFFICE OF THE SECRETARY
 Operating Unit : AGRICULTURAL TRAINING INSTITUTE (ATI)
 Organization Code (UACS) : 0500102000001
 Funding Source Code (as clustered) : FUND CLUSTER 03 - LOCALLY FUNDED/DOMESTIC GRANT FUND

CLASSIFICATION/SOURCES OF REVENUE AND OTHER RECEIPTS	UACS Code	REVENUE TARGET (Annual)	ACTUAL REVENUE AND OTHER RECEIPTS COLLECTIONS							CUMULATIVE REMITTANCE/DEPOSITS TO DATE		VARIANCE		REMARKS
			1st Quarter	2nd Quarter	3rd Quarter	4th Quarter	TOTAL	Remittance to BIR	Deposited with AGDB	TOTAL	AMOUNT	%		
			4	5	6	7	8=(4+5+6+7)	9	10	11=(9+10)	12=(8-3)	13=(12/3)	14	
C. Locally Funded/Domestic Grant Fund (Fund Cluster Code 03)														
C.1. Revenue Collections														
C.1.1 Cash Revenue														
Miscellaneous Income	40609900													
Proceeds from Insurance/Indemnities	40609900													
Miscellaneous Income (e.g. Liquidated Damages)	40609990													
C.1.2 Non-Cash Revenue														
Tax														
Non-Tax														
Collections effected through outright deductions from claims														
Miscellaneous Income (e.g. Liquidated Damages)	40609990													
C.2. Non-Revenue Collections/Other Receipts														
C.2.1 Cash Receipts														
Others														
Refund of Cash Advances	19901000													
Advances to Disbursing Officer	19901030													
Refund of Fund Transfer	10300000													
Due from NGAs	10303010													
C.2.2 Non-Cash Receipts														
Collections effected through outright deductions from claims														
Overpayment of expenses	50200000													
Due from NGOs/POs	10399030													
Other Receivables	10399990													
Bank Charge	10399990													
TOTAL			73,396,851	1,885,651	-	-	75,282,501	75,282,501	-	75,282,501	75,282,501	75,282,501	75,282,501	

Certified Correct :

ADAN E. SINGSON
Chief Accountant

Approved By :

Rosanna P. Mula, Ph.D.
Director IV

QUARTERLY REPORT OF REVENUE AND OTHER RECEIPTS
As at the Quarter Ending June 30, 2022

Department : DEPARTMENT OF AGRICULTURE
 Agency : OFFICE OF THE SECRETARY
 Operating Unit : AGRICULTURAL TRAINING INSTITUTE (ATI)
 Organization Code (UACS) : 0500102000001
 Funding Source Code (as clustered) : FUND CLUSTER 06 - BUSINESS RELATED/REVOLVING FUND

CLASSIFICATION / SOURCES OF REVENUE AND OTHER RECEIPTS	UACS Code	REVENUE TARGET (Annual)	ACTUAL REVENUE AND OTHER RECEIPTS COLLECTIONS				TOTAL 8=(4+5+6+7)	CUMULATIVE REMITTANCE TO DATE Remittance to BIT 9	Deposited with AGDB 10	TOTAL 11=(9+10)	VARIANCE		REMARKS
			1st Quarter 4	2nd Quarter 5	3rd Quarter 6	4th Quarter 7					AMOUNT 12=(8-3)	% 13=(12/3)	
F. Business Related/Revolving Fund (Fund Cluster Code 06)													
F.1. Revenue Collections													
F.1.1 Cash Revenue													
Business Income	40202020 00												
Affiliation Fees	40202030 00												
Examination Fees	40202040 00	1,297,000.00	920,741.00	33,517.00		954,258.00		954,258.00			(342,742.00)	-26%	
Seminar/Training Fees	40202050 00	1,638,000.00	477,100.00	1,058,200.00		1,535,300.00		1,535,300.00			(102,700.00)	-6%	Ppp. 51,980.00
Rent/Lease Income	40202130 00	15,425,000.00	3,379,284.79	4,880,883.23		8,260,168.02		8,208,188.02			(7,164,831.98)	-46%	(Still cash on hand)
Income from Hostels/Dormitories and Other Like Facilities	40202200 03			8.90		8.90		8.90					
Others	40202990 99	267,000.00	137,474.00	267,750.20		405,224.20		387,724.20			138,224.20	52%	Ppp. 17,500.00 (Still cash on hand)
Other Business Income													
Gains													
Gain on Sale of Biological Assets	40501060 00	6,773,000.00	1,135,949.50			1,135,949.50		1,135,949.50			(5,637,050.50)		
Gain on Sale of Agricultural Produce	40501090 00		404,330.00			404,330.00		404,330.00					
Other Non-Operating Income													
Sale of Assets	40601010 00												
Sale of Garnished/Confiscated/Abandoned/Seized Goods and Property													
Miscellaneous Income	40609010 00		10,060.00	54,052.00		64,112.00		64,112.00					
Proceeds from Insurance/Indemnities	40609990 00												
Miscellaneous Income (e.g. Liquidated Damages)													
F.1.2 Non-Cash Revenue													
Tax													
F.2. Non-Revenue Collections/Other Receipts													
F.2.1 Cash Receipts													
Others	10300000 00												
Refund of Fund Transfer	10399010 00		3,900.00	(3,900.00)		-		-					
Disallowances	10300000 00												
Other (e.g. AWOP)	10301010 00		79,000.00	169,500.00		248,500.00		153,000.00			248,500.00		Ppp. 95,000.00 (Still cash on hand)
Accounts Receivables	10399990 00			2,500.00		2,500.00		2,500.00					
Other Receivables	10399990 00												
Other Receivables	10399990 00												
TOTAL		25,400,000.00	6,547,839.29	6,462,511.33	-	13,010,350.62	-	12,845,370.62	12,845,370.62	(12,389,649.38)			

Certified Correct :

JOAN E. SINGSON
Chief Accountant

Approved By :

ROSANA P. MULA, Ph.D.
Director IV

QUARTERLY REPORT OF REVENUE AND OTHER RECEIPTS
As at the Quarter Ending June 30, 2022

Department : DEPARTMENT OF AGRICULTURE
 Agency/Entity : OFFICE OF THE SECRETARY
 Operating Unit : AGRICULTURAL TRAINING INSTITUTE (ATI)
 Organization Code (UACS) : 0500100000001
 Fund Cluster : 07 - TRUST RECEIPTS

CLASSIFICATION / SOURCES OF REVENUE AND OTHER RECEIPTS	UACS Code	REVENUE TARGET (Annual)	ACTUAL REVENUE AND OTHER RECEIPTS COLLECTIONS							CUMULATIVE REMITTANCE / DEPOSITS TO DATE		VARIANCE		REMARKS	
			1st Quarter	2nd Quarter	3rd Quarter	4th Quarter	TOTAL 8=(4+5+6+7)	Remittance to BTR 9	Deposited with AGDB 10	TOTAL 11=(9+10)	AMOUNT 12=(8-3)	% 13=(12/3)			
G. Trust Receipts (Fund Cluster Code 07)															
G.1. Inter-Agency Transferred Funds (ATF) Deposited with the National Treasury															
Due to NGAs	2020105000		-	-	-	-	-	-	-	-	-	-	-	-	
Due to GOCCs	2020106000		-	-	-	-	-	-	-	-	-	-	-	-	
Due to LGUs	2020107000		-	142,652.00	-	-	-	142,652.00	142,652.00	-	-	142,652.00	-	-	
G.2. Other Trust Receipts Deposited with the National Treasury															
Retention Fees	2040104000		-	28,303.55	-	-	-	28,303.55	28,303.55	-	-	28,303.55	-	-	
Performance Bond	2040104000		6,480.00	15,367.50	-	-	-	21,847.50	21,847.50	-	-	21,847.50	21,847.50	21,847.50	
Bail Bonds															
Others (P/s, specify)															
G.3. Other Trust Receipts Deposited with Authorized Government Depository Banks (AGDB)															
Proceeds from sale of bid documents	2040101000	282,700.00	197,950.00	49,950.00	-	-	-	247,900.00	247,900.00	-	-	247,900.00	(34,800.00)		
Donation for Disaster Risk Reduction and Management Program															
Other Trust Liabilities (Please specify)	2040101000		5,000.00	(5,000.00)	-	-	-	-	-	-	-	-	-		
TOTAL			209,430.00	231,273.05				440,703.05	142,652.00	298,051.05	440,703.05	(12,952.50)			

Certified Correct:

JOAN E. SIMGSON
Chief Accountant

Approved By:

ROSANA P. MULA, Ph.D.
Director IV