



Republic of the Philippines  
Department of Agriculture  
**AGRICULTURAL TRAINING INSTITUTE**

ATI Building, Elliptical Road, Diliman, Quezon City, Metro Manila 1100  
Tel. Nos. (63-2) 8929-8541 to 49 & 8928-7397 Fax No. (63-2) 8920-9792  
Email: ati\_director@ati.da.gov.ph & ati\_director@yahoo.com  
URL: <http://www.ati.da.gov.ph>; [www.e-extension.gov.ph](http://www.e-extension.gov.ph)

Ref. No. 2022-10- i8ll  
October 17, 2022

**MS. MARY S. ADELINO**  
Assistant Commissioner  
Government Accounting Sector  
**COMMISSION ON AUDIT**  
Diliman, Quezon City

Government Accountancy Office

Office of the Director

RECEIVED

Office of the Director

Date: 20 OCT 2022

Madam:


Respectfully submitting the **Financial Accountability Reports**– Consolidated Reports of **Central Office and Regional Training Centers** for the quarter ending **September 30, 2022**, as follows:

1. FAR No. 1 & 1A: Statement of Appropriations, Allotments, Obligations, Disbursements and Balances for Current Year Appropriations, Continuing Appropriations, and Rice Competitiveness Enhancement Fund.
2. FAR No. 1-B: List of Allotments and Sub-Allotments for Current Year Appropriations, Continuing Appropriations, and Rice Competitiveness Enhancement Fund.
3. FAR No. 2 & 2A: Statement of Approved Budget, Utilizations, Disbursements, and Balances for ATI Revolving Fund.
4. FAR 4 - Monthly Report of Disbursements for July, August, and September 2022 for Fund Cluster 01, 03 & 07/Coconut Farmers Industry Trust Fund.
5. FAR No. 5: Quarterly Report of Revenue and Other Receipts Fund Cluster 01, 03, 06, & 07.
6. FAR No. 6: Summary of Statement of Obligations, Liquidations and Balances for Inter-Agency Fund Transfers under Fund Cluster 07/Coconut Farmers Industry Trust Fund.

For your information and guidance. Thank you!

Truly yours,

**ENGR. REMLYN R. RECOTER, MNSA, CESO III**  
OIC-Director IV





Republic of the Philippines  
Department of Agriculture  
**AGRICULTURAL TRAINING INSTITUTE**

ATI Building, Elliptical Road, Diliman, Quezon City, Metro Manila 1100  
Tel. Nos. (63-2) 8929-8541 to 49 & 8928-7397 Fax No. (63-2) 8920-9792  
Email: ati\_director@ati.da.gov.ph & ati\_director@yahoo.com  
URL: <http://www.ati.da.gov.ph>; [www.e-extension.gov.ph](http://www.e-extension.gov.ph)

Ref. No. 2022-10- 1812  
October 17, 2022

**MS. ANABELLE M. BUMATAY**  
State Auditor IV  
**COMMISSION ON AUDIT**  
ATI Building, Elliptical Road,  
Diliman, Quezon City



Madam:

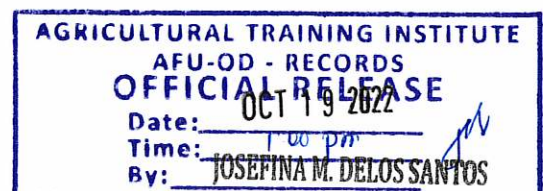
Respectfully submitting the **Financial Accountability Reports**- Consolidated Reports of **Central Office and Regional Training Centers** for the quarter ending **September 30, 2022**, as follows:

1. FAR No. 1 & 1A: Statement of Appropriations, Allotments, Obligations, Disbursements and Balances for Current Year Appropriations, Continuing Appropriations, and Rice Competitiveness Enhancement Fund.
2. FAR No. 1-B: List of Allotments and Sub-Allotments for Current Year Appropriations, Continuing Appropriations, and Rice Competitiveness Enhancement Fund.
3. FAR No. 2 & 2A: Statement of Approved Budget, Utilizations, Disbursements, and Balances for ATI Revolving Fund
4. FAR 4 - Monthly Report of Disbursements for July, August, and September 2022 for Fund Cluster 01, 03 & 07/Coconut Farmers Industry Trust Fund.
5. FAR No. 5: Quarterly Report of Revenue and Other Receipts Fund Cluster 01, 03, 06, & 07.
6. FAR No. 6: Summary of Statement of Obligations, Liquidations and Balances for Inter-Agency Fund Transfers under Fund Cluster 07/Coconut Farmers Industry Trust Fund.

For your information and guidance. Thank you!

Truly yours,

  
**ENGR. REMELYN E. RECOTER, MNSA, CESO III**  
OIC-Director IV





Republic of the Philippines  
Department of Agriculture  
**AGRICULTURAL TRAINING INSTITUTE**

ATI Building, Elliptical Road, Diliman, Quezon City, Metro Manila 1100  
Tel. Nos. (63-2) 8929-8541 to 49 & 8928-7397 Fax No. (63-2) 8920-9792  
Email: ati\_director@ati.da.gov.ph & ati\_director@yahoo.com  
URL: <http://www.ati.da.gov.ph>; [www.e-extension.gov.ph](http://www.e-extension.gov.ph)

Ref. No. 2022-10- 1821  
October 17, 2022

**ATTY. JANE C. BACAYO**  
Undersecretary – Designate for Finance  
DEPARTMENT OF AGRICULTURE  
Elliptical Road, Diliman,  
Quezon City

ATTENTION: **MS. TELMA C. TOLENTINO**  
OIC, Director for Financial Management Service


Sir/ Madam:

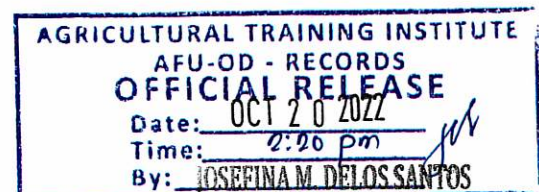

Respectfully submitting the **Financial Accountability Reports**- Consolidated Reports of **Central Office and Regional Training Centers** for the quarter ending **September 30, 2022**, as follows:

1. FAR No. 1 & 1A: Statement of Appropriations, Allotments, Obligations, Disbursements and Balances for Current Year Appropriations, Continuing Appropriations, and Rice Competitiveness Enhancement Fund.
2. FAR No. 1-B: List of Allotments and Sub-Allotments for Current Year Appropriations, Continuing Appropriations, and Rice Competitiveness Enhancement Fund.

For your information and guidance. Thank you!

Truly yours,

  
**ENGR. REMELYN R. RECOTER, MNSA, CESO III**  
OIC-Director IV



STATEMENT OF APPROPRIATIONS, ALLOTMENTS, OBLIGATIONS, DISBURSEMENTS AND BALANCES  
As at the Quarter Ending September 30, 2022

Department : Department of Agriculture (DA)  
Agency/Entity : Office of the Secretary  
Operating Unit : Agricultural Training  
Organization Code (UACE) : 05 001 0200001  
Fund Cluster : 01 - Regular Agency Fund

✓	Current Year Appropriations
	Supplemental Appropriations
	Continuing Appropriations

Particulars	UACS CODE	Appropriation		Allotments					Current Year Obligations					Current Year Disbursements					Balances				
		Authorized Appropriation	Adjustments (Transfer To)/From, Modifications/Augmentations/	Adjusted Appropriations	Allotments Received	Adjustments (Reductions, Modifications/Augmentations/)	Transfer To	Transfer From	Adjusted Total Allotments	1st Quarter Ending	2nd Quarter Ending	3rd Quarter Ending	4th Quarter Ending	Total	1st Quarter Ending	2nd Quarter Ending	3rd Quarter Ending	4th Quarter Ending	Total	Unreleased Appropriations	Unobligated Allotment	Unpaid Obligations (15-20) = (23+24)	
		3	4	5=(3+4)	6	7	8	9	10=[(6+)-(7)-8+9]	11	12	13	14	15=11+12+13+14	16	17	18	19	20=16+17+18+19	21=(5-10)	22=(10-15)	23	24
I. Agency Specific Budget		1,744,911,000.00	(131,321,000.00)	1,613,590,000.00	1,613,590,000.00	0.00	0.00	0.00	1,613,590,000.00	352,876,950.65	401,987,989.60	477,835,588.25	0.00	1,232,700,528.50	136,207,442.67	342,079,545.14	533,679,122.06	0.00	1,011,966,109.87	0.00	380,889,471.50	0.00	220,734,418.63
Specific Budgets of National Government Agencies	1101101	1,744,911,000.00	(131,321,000.00)	1,613,590,000.00	1,613,590,000.00	0.00	0.00	0.00	1,613,590,000.00	352,876,950.65	401,987,989.60	477,835,588.25	0.00	1,232,700,528.50	136,207,442.67	342,079,545.14	533,679,122.06	0.00	1,011,966,109.87	0.00	380,889,471.50	0.00	220,734,418.63
General Administration and Support	1000000000000000	40,486,000.00	0.00	40,486,000.00	40,486,000.00	0.00	0.00	0.00	40,486,000.00	14,763,462.90	7,384,392.53	6,264,569.08	0.00	28,412,424.51	7,250,318.55	11,234,484.94	6,412,268.63	0.00	24,897,072.12	0.00	12,073,575.49	0.00	3,515,352.39
General management and supervision	100000100001000	35,990,000.00	0.00	35,990,000.00	35,990,000.00	0.00	0.00	0.00	35,990,000.00	10,267,462.90	7,384,392.53	6,264,569.08	0.00	23,916,424.51	5,754,977.61	8,233,825.88	6,412,268.63	0.00	20,401,072.12	0.00	12,073,575.49	0.00	3,515,352.39
PS		24,081,000.00	0.00	24,081,000.00	24,081,000.00	0.00	0.00	0.00	24,081,000.00	4,135,034.39	4,509,174.76	4,514,188.29	0.00	13,158,397.44	4,102,119.19	4,496,762.30	3,438,884.83	0.00	12,037,766.32	0.00	10,922,602.56	0.00	1,120,631.12
MOOE		11,909,000.00	0.00	11,909,000.00	11,909,000.00	0.00	0.00	0.00	11,909,000.00	6,132,428.51	2,875,217.77	1,750,380.79	0.00	10,758,027.07	1,652,858.42	3,737,063.58	2,973,383.80	0.00	8,363,305.80	0.00	1,150,972.93	0.00	2,394,721.27
Administration of Personnel Benefits	100000100002000	4,496,000.00	0.00	4,496,000.00	4,496,000.00	0.00	0.00	0.00	4,496,000.00	0.00	0.00	0.00	0.00	4,496,000.00	1,495,340.94	3,000,659.06	0.00	4,496,000.00	0.00	0.00	0.00	0.00	
PS		4,496,000.00	0.00	4,496,000.00	4,496,000.00	0.00	0.00	0.00	4,496,000.00	0.00	0.00	0.00	0.00	4,496,000.00	1,495,340.94	3,000,659.06	0.00	4,496,000.00	0.00	0.00	0.00	0.00	
Sub-Total, General Administration and Support		40,486,000.00	0.00	40,486,000.00	40,486,000.00	0.00	0.00	0.00	40,486,000.00	14,763,462.90	7,384,392.53	6,264,569.08	0.00	28,412,424.51	7,250,318.55	11,234,484.94	6,412,268.63	0.00	24,897,072.12	0.00	12,073,575.49	0.00	3,515,352.39
PS		28,577,000.00	0.00	28,577,000.00	28,577,000.00	0.00	0.00	0.00	28,577,000.00	8,631,034.39	4,509,174.76	4,514,188.29	0.00	17,654,397.44	5,597,460.13	7,497,421.36	3,438,884.83	0.00	16,533,766.32	0.00	10,922,602.56	0.00	1,120,631.12
MOOE		11,909,000.00	0.00	11,909,000.00	11,909,000.00	0.00	0.00	0.00	11,909,000.00	6,132,428.51	2,875,217.77	1,750,380.79	0.00	10,758,027.07	1,652,858.42	3,737,063.58	2,973,383.80	0.00	8,363,305.80	0.00	1,150,972.93	0.00	2,394,721.27
Support to Operations	2000000000000000	9,642,000.00	0.00	9,642,000.00	9,642,000.00	0.00	0.00	0.00	9,642,000.00	796,990.00	4,990,824.00	2,701,742.00	0.00	4,899,556.00	0.00	493,890.00	6,791,672.00	0.00	7,285,562.00	0.00	1,152,444.00	0.00	1,203,994.00
Information and Communication Technology (ICT)	200000100003000	9,642,000.00	0.00	9,642,000.00	9,642,000.00	0.00	0.00	0.00	9,642,000.00	796,990.00	4,990,824.00	2,701,742.00	0.00	4,899,556.00	0.00	493,890.00	6,791,672.00	0.00	7,285,562.00	0.00	1,152,444.00	0.00	1,203,994.00
MOOE		2,237,000.00	0.00	2,237,000.00	2,237,000.00	0.00	0.00	0.00	2,237,000.00	0.00	499,570.00	1,244,700.00	0.00	1,744,270.00	0.00	23,000.00	695,570.00	0.00	1,718,570.00	0.00	492,730.00	0.00	1,025,700.00
CO		7,405,000.00	0.00	7,405,000.00	7,405,000.00	0.00	0.00	0.00	7,405,000.00	796,990.00	4,491,254.00	1,457,042.00	0.00	6,745,286.00	0.00	470,890.00	6,096,102.00	0.00	6,566,992.00	0.00	659,714.00	0.00	178,294.00
Sub-Total, Support to Operations		9,642,000.00	0.00	9,642,000.00	9,642,000.00	0.00	0.00	0.00	9,642,000.00	796,990.00	4,990,824.00	2,701,742.00	0.00	4,899,556.00	0.00	493,890.00	6,791,672.00	0.00	7,285,562.00	0.00	1,152,444.00	0.00	1,203,994.00
MOOE		2,237,000.00	0.00	2,237,000.00	2,237,000.00	0.00	0.00	0.00	2,237,000.00	0.00	499,570.00	1,244,700.00	0.00	1,744,270.00	0.00	23,000.00	695,570.00	0.00	1,718,570.00	0.00	492,730.00	0.00	1,025,700.00
CO		7,405,000.00	0.00	7,405,000.00	7,405,000.00	0.00	0.00	0.00	7,405,000.00	796,990.00	4,491,254.00	1,457,042.00	0.00	6,745,286.00	0.00	470,890.00	6,096,102.00	0.00	6,566,992.00	0.00	659,714.00	0.00	178,294.00
Operations	3000000000000000	1,694,783,000.00	(131,321,000.00)	1,563,462,000.00	1,563,462,000.00	0.00	0.00	0.00	1,563,462,000.00	337,316,497.75	389,612,773.07	468,869,277.17	0.00	1,195,798,547.99	128,957,124.12	330,351,170.20	520,475,181.43	0.00	979,783,475.75	0.00	367,663,452.01	0.00	216,015,072.24
OO : Productivity in the agricultural sector increased	3100000000000000	1,694,783,000.00	(131,321,000.00)	1,563,462,000.00	1,563,462,000.00	0.00	0.00	0.00	1,563,462,000.00	337,316,497.75	389,612,773.07	468,869,277.17	0.00	1,195,798,547.99	128,957,124.12	330,351,170.20	520,475,181.43	0.00	979,783,475.75	0.00	367,663,452.01	0.00	216,015,072.24
TECHNICAL AND SUPPORT SERVICES PROGRAM	3101000000000000	1,594,783,000.00	(131,321,000.00)	1,463,462,000.00	1,463,462,000.00	0.00	0.00	0.00	1,463,462,000.00	337,316,497.75	387,632,360.09	423,533,940.70	0.00	1,148,482,798.54	128,957,124.12	329,803,965.42	491,306,518.21	0.00	950,067,607.75	0.00	314,979,201.46	0.00	198,415,190.79
EXTENSION SUPPORT, EDUCATION AND TRAINING	3101030000000000	1,594,783,000.00	(131,321,000.00)	1,463,462,000.00	1,463,462,000.00	0.00	0.00	0.00	1,463,462,000.00	337,316,497.75	387,632,360.09	423,533,940.70	0.00	1,148,482,798.54	128,957,124.12	329,803,965.42	491,306,518.21	0.00	950,067,607.75	0.00	314,979,201.46	0.00	198,415,190.79
ESETS on the National Rice Program	310103100001000	451,903,000.00	(131,321,000.00)	320,582,000.00	320,582,000.00	0.00	0.00	0.00	320,582,000.00	66,563,670.85	69,515,756.84	98,415,500.43	0.00	234,494,928.12	11,766,471.15	68,915,899.81	111,173,400.14	0.00	191,855,771.10	0.00	96,087,071.88	0.00	42,639,157.02
MOOE		451,903,000.00	(131,321,000.00)	320,582,000.00	320,582,000.00	0.00	0.00	0.00	320,582,000.00	66,563,670.85	69,515,756.84	98,415,500.43	0.00	234,494,928.12	11,766,471.15	68,915,899.81	111,173,400.14	0.00	191,855,771.10	0.00	96,087,071.88	0.00	42,639,157.02
ESETS on the National Livestock Program	310103100002000	404,500,000.00	0.00	404,500,000.00	404,500,000.00	0.00	0.00	0.00	404,500,000.00	63,691,573.36	123,283,623.25	140,967,086.43	0.00	327,942,283.04	16,808,355.90	60,883,404.67	171,310,277.18	0.00	249,002,037.75	0.00	76,557,716.96	0.00	78,940,245.29
MOOE		328,701,000.00	0.00	328,701,000.00	328,701,000.00	0.00	0.00	0.00	328,701,000.00	56,439,073.36	109,716,123.25	125,327,023.70	0.00	291,482,220.31	16,294,955.03	59,575,574.30	159,893,154.84	0.00	37,218,779.69	0.00	55,718,536.14	0.00	55,718,536.14
CO		75,799,000.00	0.00	75,799,000.00	75,799,000.00	0.00	0.00	0.00	75,799,000.00	7,252,500.00	13,567,500.00	15,640,062.73	0.00	36,460,062.73	513,400.87	1,307,830.37	11,417,122.34	0.00	13,238,358.58	0.00	39,338,937.27	0.00	23,221,709.15
ESETS on the National Corn Program	310103100003000	51,000,000.00	0.00	51,000,000.00	51,000,000.00	0.00	0.00	0.00	51,000,000.00	13,324,833.59	12,155,749.45	17,894,176.11	0.00	43,374,559.15	4,057,082.45	12,602,533.33	21,795,111.69	0.00	38,454,727.47	0.00	7,625,440.85	0.00	4,919,831.68
MOOE		51,000,000.00	0.00	51,000,000.00	51,000,000.00	0.00	0.00	0.00	51,000,000.00	13,324,833.59	12,155,749.45	17,894,176.11	0.00	43,374,559.15	4,057,082.45	12,602,533.33	21,795,111.69	0.00	38,454,727.47	0.00	7,625,440.85	0.00	4,919,831.68
ESETS on the National High-Value Crops Development	310103100004000	66,646,000.00	0.00	66,646,000.00	66,646,000.00	0.00	0.00	0.00	66,646,000.00	22,871,583.39	15,264,025.30	8,886,256.73	0.00	46,821,865.42	5,899,892.01	18,286,796.90	18,862,824.28	0.00	43,049,513.19	0.00	19,824,134.58	0.00	3,772,352.23
MOOE		66,646,000.00	0.00	66,646,000.00	66,646,000.00	0.00	0.00	0.00	66,646,000.00	22,871,583.39	15,264,025.30	8,886,256.73	0.00	46,821,865.42	5,899,892.01	18,286,796.90	18,862,824.28	0.00	43,049,513.19	0.00	19,824,134.58	0.00	3

STATEMENT OF APPROPRIATIONS, ALLOTMENTS, OBLIGATIONS, DISBURSEMENTS AND BALANCES  
As at the Quarter Ending September 30, 2022

Department : Department of Agriculture (DA)  
Agency/Entity : Office of the Secretary  
Operating Unit : Agricultural Training Institute  
Organization Code (UAC) : 05 001 0200001  
Fund Cluster : 01 - Regular Agency Fund

Current Year Appropriations  
Supplemental Appropriations  
Continuing Appropriations

Table with columns: Periods, UACS CODE, Appropriation, Allotments, Current Year Obligations, Current Year Disbursements, Balances. Rows include Agency Specific Budget, Personnel, Salaries and Wages, Traveling Expenses, and various other categories.

STATEMENT OF APPROPRIATIONS, ALLOTMENTS, OBLIGATIONS, DISBURSEMENTS AND BALANCES  
As at the Quarter Ending September 30, 2022

Department : Department of Agriculture (DA)  
Agency/Entity : Office of the Secretary  
Operating Unit : Agricultural Training Institute  
Organization Code (UAC) : 05 001 0200001  
Fund Cluster : 01 - Regular Agency Fund

✓	Current Year Appropriations
	Supplemental Appropriations
	Continuing Appropriations

Particulars	UACS CODE	Appropriation			Allotments					Current Year Obligations				Current Year Disbursements				Balances					
		Authorized Appropriation	Adjustments (Transfer To)/From, Modifications/ Augmentations)	Adjusted Appropriations	Allotments Received	Adjustments (Reductions, Modifications/ Augmentations)	Transfer To	Transfer From	Adjusted Total Allotments	1st Quarter	2nd Quarter	3rd Quarter	4th Quarter	Total	1st Quarter	2nd Quarter	3rd Quarter	4th Quarter	Total	Unreleased Appropriations	Unobligated Allotment	Unpaid Obligations	
										Ending	Ending	Ending	Ending		Ending	Ending	Ending	Ending				Ending	Ending
		3	4	5=(3+4)	6	7	8	9	10=[(6+7)+8+9]	11	12	13	14	15=(11+12+13+14)	16	17	18	19	20=(16+17+18+19)	21=(5-10)	22=(10-15)	23	24
Office Equipment	5060405002	0.00	385,000.00	385,000.00	0.00	385,000.00	0.00	0.00	385,000.00	0.00	0.00	0.00	0.00	385,000.00	0.00	0.00	0.00	0.00	0.00	0.00	385,000.00	0.00	0.00
Information and Communication Technology Equipment	5060405003	5,414,000.00	2,377,000.00	7,786,000.00	5,414,000.00	2,377,000.00	0.00	0.00	7,786,000.00	217,990.00	4,864,924.00	1,738,551.00	0.00	6,321,465.00	0.00	505,540.00	5,588,131.00	0.00	6,093,671.00	0.00	1,464,535.00	0.00	227,784.00
Agricultural and Forestry Equipment	5060405004	2,000,000.00	(200,000.00)	1,800,000.00	2,000,000.00	(200,000.00)	0.00	0.00	1,800,000.00	0.00	0.00	0.00	0.00	0.00	0.00	0.00	0.00	0.00	0.00	0.00	1,800,000.00	0.00	0.00
Communication Equipment	5060405007	117,000.00	(117,000.00)	0.00	117,000.00	(117,000.00)	0.00	0.00	0.00	0.00	0.00	0.00	0.00	0.00	0.00	0.00	0.00	0.00	0.00	0.00	0.00	0.00	0.00
Printing Equipment	5060405012	598,000.00	(19,000.00)	579,000.00	598,000.00	(19,000.00)	0.00	0.00	579,000.00	579,000.00	0.00	0.00	0.00	579,000.00	0.00	0.00	579,000.00	0.00	579,000.00	0.00	0.00	0.00	0.00
Technical and Scientific Equipment	5060405014	30,000,000.00	(4,605,000.00)	15,395,000.00	30,000,000.00	(4,605,000.00)	0.00	0.00	15,395,000.00	5,723,500.00	1,998,500.00	2,589,659.58	0.00	10,309,659.58	0.00	2,508,427.58	2,508,427.58	0.00	2,508,427.58	0.00	5,085,340.42	0.00	7,801,212.00
Information and Communication Technology Software	5060405015	1,276,000.00	(28,000.00)	1,248,000.00	1,276,000.00	(28,000.00)	0.00	0.00	1,248,000.00	0.00	0.00	952,960.00	0.00	952,960.00	0.00	0.00	952,960.00	0.00	952,960.00	0.00	0.00	0.00	87,040.00
Transportation Equipment Outlay	5060406001	6,000,000.00	0.00	6,000,000.00	6,000,000.00	0.00	0.00	0.00	6,000,000.00	0.00	0.00	0.00	0.00	0.00	0.00	0.00	0.00	0.00	0.00	0.00	6,000,000.00	0.00	0.00
Motor Vehicles	5060406001	6,000,000.00	0.00	6,000,000.00	6,000,000.00	0.00	0.00	0.00	6,000,000.00	0.00	0.00	0.00	0.00	0.00	0.00	0.00	0.00	0.00	0.00	0.00	6,000,000.00	0.00	0.00
Biological Assets Outlay	5060500000	15,699,000.00	3,805,000.00	19,504,000.00	15,699,000.00	3,805,000.00	0.00	0.00	19,504,000.00	0.00	0.00	0.00	0.00	0.00	0.00	0.00	0.00	0.00	0.00	0.00	19,504,000.00	0.00	0.00
Bearer Biological Assets Outlay	5060500000	15,699,000.00	3,805,000.00	19,504,000.00	15,699,000.00	3,805,000.00	0.00	0.00	19,504,000.00	0.00	0.00	0.00	0.00	0.00	0.00	0.00	0.00	0.00	0.00	0.00	19,504,000.00	0.00	0.00
Breeding Stocks	5060501001	12,000,000.00	7,000,000.00	19,000,000.00	12,000,000.00	7,000,000.00	0.00	0.00	19,000,000.00	0.00	0.00	0.00	0.00	0.00	0.00	0.00	0.00	0.00	0.00	0.00	19,000,000.00	0.00	0.00
Livestock	5060501002	3,699,000.00	(3,195,000.00)	504,000.00	3,699,000.00	(3,195,000.00)	0.00	0.00	504,000.00	0.00	0.00	0.00	0.00	0.00	0.00	0.00	0.00	0.00	0.00	0.00	504,000.00	0.00	0.00
<b>II. Automatic Appropriations</b>		26,854,000.00	0.00	26,854,000.00	26,854,000.00	0.00	0.00	0.00	26,854,000.00	7,821,410.55	5,568,484.77	8,010,585.62	0.00	21,400,480.94	6,524,023.32	6,549,663.95	6,379,855.64	0.00	19,453,542.91	0.00	5,453,519.06	0.00	1,946,938.03
Retirement and Life Insurance Premiums	1104102	26,854,000.00	0.00	26,854,000.00	26,854,000.00	0.00	0.00	0.00	26,854,000.00	7,821,410.55	5,568,484.77	8,010,585.62	0.00	21,400,480.94	6,524,023.32	6,549,663.95	6,379,855.64	0.00	19,453,542.91	0.00	5,453,519.06	0.00	1,946,938.03
Personnel Services	5010000000	26,854,000.00	0.00	26,854,000.00	26,854,000.00	0.00	0.00	0.00	26,854,000.00	7,821,410.55	5,568,484.77	8,010,585.62	0.00	21,400,480.94	6,524,023.32	6,549,663.95	6,379,855.64	0.00	19,453,542.91	0.00	5,453,519.06	0.00	1,946,938.03
Personnel Benefit Contributions	5010300000	26,854,000.00	0.00	26,854,000.00	26,854,000.00	0.00	0.00	0.00	26,854,000.00	7,821,410.55	5,568,484.77	8,010,585.62	0.00	21,400,480.94	6,524,023.32	6,549,663.95	6,379,855.64	0.00	19,453,542.91	0.00	5,453,519.06	0.00	1,946,938.03
Retirement and Life Insurance Premiums	5010301000	26,854,000.00	0.00	26,854,000.00	26,854,000.00	0.00	0.00	0.00	26,854,000.00	7,821,410.55	5,568,484.77	8,010,585.62	0.00	21,400,480.94	6,524,023.32	6,549,663.95	6,379,855.64	0.00	19,453,542.91	0.00	5,453,519.06	0.00	1,946,938.03
<b>GRAND TOTAL</b>		1,771,765,000.00	(131,321,000.00)	1,640,444,000.00	1,640,444,000.00	0.00	0.00	0.00	1,640,444,000.00	360,698,361.20	407,556,474.37	485,846,173.87	0.00	1,254,101,009.44	142,731,465.99	348,629,209.09	540,058,977.70	0.00	1,031,419,652.78	0.00	386,342,990.56	0.00	222,681,356.66

Certified Correct:

  
LEONILA D. CAIZ  
Head, Budget Unit

Certified Correct:

  
JOAN E. SINGSON  
Head, Accounting Unit

Recommendation Approval:

  
ENGR. REMELYN R. RECOTER, MNSA, CESO III  
OIC-Director IV

LIST OF ALLOTMENTS AND SUB-ALLOTMENTS  
As at the Quarter Ending September 30, 2022

Department: Department of Agriculture (DA)  
Agency : Office of the Secretary  
Operating Unit: Agricultural Training Institute  
Organizational Code (UACS): 05 001 0200001  
Fund Cluster: 01 - Regular Agency Fund

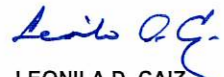
✓	Current Year Appropriations
	Supplemental Appropriations
	Continuing Appropriations

No.	Allotment / Sub-Allotments		Funding Source Description	UACS Code	Allotment					Sub-Allotment to Regions/Operating Units					Total Allotments / Net of Sub-Allotments				
	Reference Number	Date			PS	MOOE	FINEX	CO	TOTAL	PS	MOOE	FINEX	CO	TOTAL	PS	MOOE	FINEX	CO	TOTAL
1	2	3	4	5	6	7	8	9	10 = (6+7+8+9)	11	12	13	14	15 = (11+12+13+14)	16	17	18	19	20 = (16+17+18+19)
<b>A. Allotments Received From DBM</b>																			
1	RA 11639 GAA 2022	01-03-2022	Specific Budget of NGAs	01101101	298,349,000.00	1,193,037,000.00	-	122,204,000.00	1,613,590,000.00						298,349,000.00	1,193,037,000.00	-	122,204,000.00	1,613,590,000.00
2	GARO 2022-1	01-03-2022	Retirement and Life Insurance Premium	01104102	26,854,000.00	-	-	-	26,854,000.00						26,854,000.00	-	-	-	26,854,000.00
3																			
4																			
5																			
6																			
7																			
8																			
9																			
10																			
	Subtotal Allotment				325,203,000.00	1,193,037,000.00	-	122,204,000.00	1,640,444,000.00						325,203,000.00	1,193,037,000.00	-	122,204,000.00	1,640,444,000.00
<b>B. Sub-Allotment Received From Central Office</b>																			
1																			
2																			
3																			
4																			
5																			
6																			
7																			
8																			
9																			
10																			
	Subtotal Allotment																		
<b>TOTAL ALLOTMENT</b>					325,203,000.00	1,193,037,000.00	-	122,204,000.00	1,640,444,000.00						325,203,000.00	1,193,037,000.00	-	122,204,000.00	1,640,444,000.00

Summary by Funding Source:

Funding Source	UACS Code	PS	MOOE	FINEX	CO	TOTAL	PS	MOOE	FINEX	CO	TOTAL	PS	MOOE	FINEX	CO	TOTAL
Specific Budgets of NGAs	01101101	298,349,000.00	1,193,037,000.00	-	122,204,000.00	1,613,590,000.00	-	-	-	-	-	298,349,000.00	1,193,037,000.00	-	122,204,000.00	1,613,590,000.00
Retirement and Life Insurance Premiums	01104102	26,854,000.00	-	-	-	26,854,000.00	-	-	-	-	-	26,854,000.00	-	-	-	26,854,000.00
Calamity Fund	01101401	0.00	0.00	0.00	0.00	0.00	0.00	0.00	0.00	0.00	0.00	0.00	0.00	0.00	0.00	0.00
Contingent Fund	01101402	0.00	0.00	0.00	0.00	0.00	0.00	0.00	0.00	0.00	0.00	0.00	0.00	0.00	0.00	0.00
Miscellaneous Personnel Benefits Fund	01101406	0.00	0.00	0.00	0.00	0.00	0.00	0.00	0.00	0.00	0.00	0.00	0.00	0.00	0.00	0.00
Pension and Gratuity Fund	01101407	0.00	0.00	0.00	0.00	0.00	0.00	0.00	0.00	0.00	0.00	0.00	0.00	0.00	0.00	0.00
Bayanihan to Heal as One Act	01101413	0.00	0.00	0.00	0.00	0.00	0.00	0.00	0.00	0.00	0.00	0.00	0.00	0.00	0.00	0.00

CERTIFIED CORRECT:

  
LEONILA D. CAIZ  
Head, Budget Unit

APPROVED BY:

  
ENGR. REMELYN R. RECOTER, MNSA, CESO III  
OIC-Director IV

STATEMENT OF APPROPRIATIONS, ALLOTMENTS, OBLIGATIONS, DISBURSEMENTS AND BALANCES  
As at the Quarter Ending September 30, 2022

Department : Department of Agriculture (DA)  
Agency/Entity : Office of the Secretary  
Operating Unit : Agricultural Training Institute  
Organization Code (UACS) : 05 001 0200001  
Fund Cluster : 01 - Regular Agency Fund

	Current Year Appropriations
	Supplemental Appropriations
✓	Continuing Appropriations

Particulars	UACS CODE	Authorized Appropriation	Appropriation		Allotments					Current Year Obligations					Current Year Disbursements					Balances			
			Adjustments (Transfer To/From, Modifications/ Augmentations)	Adjusted Appropriations	Allotments Received	Adjustments (Reductions, Modifications/ Augmentations)	Transfer To	Transfer From	Adjusted Total Allotments	1st Quarter Ending Mar. 31	2nd Quarter Ending June 30	3rd Quarter Ending Sept. 30	4th Quarter Ending Dec. 31	Total	1st Quarter Ending Mar. 31	2nd Quarter Ending June 30	3rd Quarter Ending Sept. 30	4th Quarter Ending Dec. 31	Total	Unreleased Appropriations	Unobligated Allotment	Unpaid Obligations (15-20) = (23+24)	
1	2	3	4	5=(3+4)	6	7	8	9	10 = [(8+(-)7)-8+9]	11	12	13	14	15 = 11 + 12+13+14	16	17	18	19	20 = 16 + 17+18+19	21=(5-10)	22=(10-15)	23	24
I. Agency Specific Budget		0.00	9,347,710.19	9,347,710.19	9,469,908.19	(122,198.00)	0.00	0.00	9,347,710.19	0.00	451,191.53	1,569,994.15	0.00	2,021,185.68	0.00	109,561.60	1,871,839.08	0.00	1,981,400.68	0.00	7,326,524.51	0.00	39,785.00
Specific Budgets of National Government Agencies	1102101	0.00	9,347,710.19	9,347,710.19	9,469,908.19	(122,198.00)	0.00	0.00	9,347,710.19	0.00	451,191.53	1,569,994.15	0.00	2,021,185.68	0.00	109,561.60	1,871,839.08	0.00	1,981,400.68	0.00	7,326,524.51	0.00	39,785.00
General Administration and Support	1000000000000000	0.00	0.23	0.23	0.23	0.00	0.00	0.00	0.23	0.00	0.00	0.00	0.00	0.00	0.00	0.00	0.00	0.00	0.00	0.00	0.23	0.00	0.00
General management and supervision	100000100001000	0.00	0.23	0.23	0.23	0.00	0.00	0.00	0.23	0.00	0.00	0.00	0.00	0.00	0.00	0.00	0.00	0.00	0.00	0.00	0.23	0.00	0.00
MOOE		0.00	0.23	0.23	0.23	0.00	0.00	0.00	0.23	0.00	0.00	0.00	0.00	0.00	0.00	0.00	0.00	0.00	0.00	0.00	0.23	0.00	0.00
Sub-Total, General Administration and Support		0.00	0.23	0.23	0.23	0.00	0.00	0.00	0.23	0.00	0.00	0.00	0.00	0.00	0.00	0.00	0.00	0.00	0.00	0.00	0.23	0.00	0.00
MOOE		0.00	0.23	0.23	0.23	0.00	0.00	0.00	0.23	0.00	0.00	0.00	0.00	0.00	0.00	0.00	0.00	0.00	0.00	0.00	0.23	0.00	0.00
Support to Operations	2000000000000000	0.00	86,772.92	86,772.92	86,772.92	0.00	0.00	0.00	86,772.92	0.00	0.00	0.00	0.00	0.00	0.00	0.00	0.00	0.00	0.00	0.00	86,772.92	0.00	0.00
Information and Communication Technology (ICT) management support	200000100003000	0.00	86,772.92	86,772.92	86,772.92	0.00	0.00	0.00	86,772.92	0.00	0.00	0.00	0.00	0.00	0.00	0.00	0.00	0.00	0.00	0.00	86,772.92	0.00	0.00
MOOE		0.00	80,192.92	80,192.92	80,192.92	0.00	0.00	0.00	80,192.92	0.00	0.00	0.00	0.00	0.00	0.00	0.00	0.00	0.00	0.00	0.00	80,192.92	0.00	0.00
CO		0.00	6,580.00	6,580.00	6,580.00	0.00	0.00	0.00	6,580.00	0.00	0.00	0.00	0.00	0.00	0.00	0.00	0.00	0.00	0.00	0.00	6,580.00	0.00	0.00
Sub-Total, Support to Operations		0.00	86,772.92	86,772.92	86,772.92	0.00	0.00	0.00	86,772.92	0.00	0.00	0.00	0.00	0.00	0.00	0.00	0.00	0.00	0.00	0.00	86,772.92	0.00	0.00
MOOE		0.00	80,192.92	80,192.92	80,192.92	0.00	0.00	0.00	80,192.92	0.00	0.00	0.00	0.00	0.00	0.00	0.00	0.00	0.00	0.00	0.00	80,192.92	0.00	0.00
CO		0.00	6,580.00	6,580.00	6,580.00	0.00	0.00	0.00	6,580.00	0.00	0.00	0.00	0.00	0.00	0.00	0.00	0.00	0.00	0.00	0.00	6,580.00	0.00	0.00
Operations	3000000000000000	0.00	9,260,937.04	9,260,937.04	9,383,135.04	(122,198.00)	0.00	0.00	9,260,937.04	0.00	451,191.53	1,569,994.15	0.00	2,021,185.68	0.00	109,561.60	1,871,839.08	0.00	1,981,400.68	0.00	7,239,751.36	0.00	39,785.00
OO : Productivity in the agricultural sector increased	3100000000000000	0.00	9,260,937.04	9,260,937.04	9,383,135.04	(122,198.00)	0.00	0.00	9,260,937.04	0.00	451,191.53	1,569,994.15	0.00	2,021,185.68	0.00	109,561.60	1,871,839.08	0.00	1,981,400.68	0.00	7,239,751.36	0.00	39,785.00
TECHNICAL AND SUPPORT SERVICES PROGRAM	3101000000000000	0.00	8,237,342.84	8,237,342.84	8,359,540.84	(122,198.00)	0.00	0.00	8,237,342.84	0.00	419,191.53	1,569,994.15	0.00	1,989,185.68	0.00	109,561.60	1,839,839.08	0.00	1,949,400.68	0.00	6,248,157.16	0.00	39,785.00
EXTENSION SUPPORT, EDUCATION AND TRAINING SERVICES	3101030000000000	0.00	8,237,342.84	8,237,342.84	8,359,540.84	(122,198.00)	0.00	0.00	8,237,342.84	0.00	419,191.53	1,569,994.15	0.00	1,989,185.68	0.00	109,561.60	1,839,839.08	0.00	1,949,400.68	0.00	6,248,157.16	0.00	39,785.00
ESETS on the National Rice Program	310103100001000	0.00	1,683,410.26	1,683,410.26	1,683,410.26	0.00	0.00	0.00	1,683,410.26	0.00	0.00	0.00	0.00	0.00	0.00	0.00	0.00	0.00	0.00	0.00	1,683,410.26	0.00	0.00
MOOE		0.00	1,683,410.26	1,683,410.26	1,683,410.26	0.00	0.00	0.00	1,683,410.26	0.00	0.00	0.00	0.00	0.00	0.00	0.00	0.00	0.00	0.00	0.00	1,683,410.26	0.00	0.00
ESETS on the National Livestock Program	310103100002000	0.00	288,432.90	288,432.90	288,432.90	0.00	0.00	0.00	288,432.90	0.00	0.00	0.00	0.00	0.00	0.00	0.00	0.00	0.00	0.00	0.00	288,432.90	0.00	0.00
MOOE		0.00	279,632.90	279,632.90	279,632.90	0.00	0.00	0.00	279,632.90	0.00	0.00	0.00	0.00	0.00	0.00	0.00	0.00	0.00	0.00	0.00	279,632.90	0.00	0.00
CO		0.00	8,800.00	8,800.00	8,800.00	0.00	0.00	0.00	8,800.00	0.00	0.00	0.00	0.00	0.00	0.00	0.00	0.00	0.00	0.00	0.00	8,800.00	0.00	0.00
ESETS on the National Corn Program	310103100003000	0.00	1,329,168.79	1,329,168.79	1,451,368.79	(122,198.00)	0.00	0.00	1,329,168.79	0.00	0.00	613,580.50	0.00	613,580.50	0.00	0.00	613,580.50	0.00	613,580.50	0.00	715,588.29	0.00	0.00
MOOE		0.00	1,329,168.79	1,329,168.79	1,451,368.79	(122,198.00)	0.00	0.00	1,329,168.79	0.00	0.00	613,580.50	0.00	613,580.50	0.00	0.00	613,580.50	0.00	613,580.50	0.00	715,588.29	0.00	0.00
ESETS on the National High-Value Crops Development Program	310103100004000	0.00	612,318.06	612,318.06	612,318.06	0.00	0.00	0.00	612,318.06	0.00	0.00	0.00	0.00	0.00	0.00	0.00	0.00	0.00	0.00	0.00	612,318.06	0.00	0.00
MOOE		0.00	612,318.06	612,318.06	612,318.06	0.00	0.00	0.00	612,318.06	0.00	0.00	0.00	0.00	0.00	0.00	0.00	0.00	0.00	0.00	0.00	612,318.06	0.00	0.00
ESETS on the Promotion and Development of Organic Agriculture	310103100005000	0.00	718,533.29	718,533.29	718,533.29	0.00	0.00	0.00	718,533.29	0.00	0.00	234,109.65	0.00	234,109.65	0.00	0.00	194,324.65	0.00	194,324.65	0.00	484,423.64	0.00	39,785.00
MOOE		0.00	718,533.29	718,533.29	718,533.29	0.00	0.00	0.00	718,533.29	0.00	0.00	234,109.65	0.00	234,109.65	0.00	0.00	194,324.65	0.00	194,324.65	0.00	484,423.64	0.00	39,785.00
Other extension support, education and training services activities	310103100006000	0.00	3,605,479.54	3,605,479.54	3,605,479.54	0.00	0.00	0.00	3,605,479.54	0.00	419,191.53	722,304.00	0.00	1,141,495.53	0.00	109,561.60	1,031,933.93	0.00	1,141,495.53	0.00	2,463,984.01	0.00	0.00
MOOE		0.00	3,186,288.01	3,186,288.01	3,186,288.01	0.00	0.00	0.00	3,186,288.01	0.00	0.00	722,304.00	0.00	722,304.00	0.00	0.00	722,304.00	0.00	722,304.00	0.00	2,463,984.01	0.00	0.00
CO		0.00	419,191.53	419,191.53	419,191.53	0.00	0.00	0.00	419,191.53	0.00	419,191.53	0.00	0.00	419,191.53	0.00	109,561.60	309,629.93	0.00	419,191.53	0.00	0.00	0.00	0.00
LOCALLY-FUNDED AND FOREIGN-ASSISTED PROGRAM	3105000000000000	0.00	1,023,594.20	1,023,594.20	1,023,594.20	0.00	0.00	0.00	1,023,594.20	0.00	32,000.00	0.00	0.00	32,000.00	0.00	0.00	32,000.00	0.00	32,000.00	0.00	991,594.20	0.00	0.00
Binhing Pag-asa Program	310500200051000	0.00	1,023,594.20	1,023,594.20	1,023,594.20	0.00	0.00	0.00	1,023,594.20	0.00	32,000.00	0.00	0.00	32,000.00	0.00	0.00	32,000.00	0.00	32,000.00	0.00	991,594.20	0.00	0.00
MOOE		0.00	1,017,918.20	1,017,918.20	1,017,918.20	0.00	0.00	0.00	1,017,918.20	0.00	32,000.00	0.00	0.00	32,000.00	0.00	0.00	32,000.00	0.00	32,000.00	0.00	985,918.20	0.00	0.00
CO		0.00	5,676.00	5,676.00	5,676.00	0.00	0.00	0.00	5,676.00	0.00	0.00	0.00	0.00	0.00	0.00	0.00	0.00	0.00	0.00	0.00	5,676.00	0.00	0.00
Sub-Total, Operations		0.00	9,260,937.04	9,260,937.04	9,383,135.04	(122,198.00)	0.00	0.00	9,260,937.04	0.00	451,191.53	1,569,994.15	0.00	2,021,185.68	0.00	109,561.60	1,871,839.08	0.00	1,981,400.68	0.00	7,239,751.36	0.00	39,785.00
MOOE		0.00	8,827,269.51	8,827,269.51	8,949,467.51	(122,198.00)	0.00	0.00	8,827,269.51	0.00	32,000.00	1,569,994.15	0.00	1,601,994.15	0.00	0.00	1,562,209.15	0.00	1,562,209.15	0.00	7,225,275.36	0.00	39,785.00
CO		0.00	433,667.53	433,667.53	433,667.53	0.00	0.00	0.00	433,667.53														





LIST OF ALLOTMENTS AND SUB-ALLOTMENTS  
As at the Quarter Ending September 30, 2022

Department: Department of Agriculture (DA)  
Agency : Office of the Secretary  
Operating Unit: Agricultural Training Institute  
Organizational Code (UACS): 05 001 0200001  
Fund Cluster: 01 - Regular Agency Fund

	Current Year Appropriations
	Supplemental Appropriations
✓	Continuing Appropriations


No.	Allotment / Sub-Allotments		Funding Source		Allotment					Sub-Allotment to Regions/Operating Units					Total Allotments / Net of Sub-Allotments				
	Reference Number	Date	Description	UACS Code	PS	MOOE	FINEX	CO	TOTAL	PS	MOOE	FINEX	CO	TOTAL	PS	MOOE	FINEX	CO	TOTAL
1	2	3	4	5	6	7	8	9	10 = (6+7+8+9)	11	12	13	14	15 = (11+12+13+14)	16	17	18	19	20 = (16+17+18+19)
<b>A. Allotments Received From DBM</b>																			
1	RA 11640 GAA 2021	01-04-2021	GAA 2021 Carry Forward Balances	01102101		8,011,742.46		434,571.53	8,446,313.99						-	8,011,742.46	-	434,571.53	8,446,313.99
2	ASA No. 2021-000084	04-27-2021	Binhi ng Pag-Asa Program	01102101		1,017,918.20		5,676.00	1,023,594.20						-	1,017,918.20	-	5,676.00	1,023,594.20
3	SARO-BMB-E-22-0008021	09-08-2022	ESETS on the National Corn Program	01102101		(122,198.00)			(122,198.00)						-	(122,198.00)	-		(122,198.00)
4															-		-		
5															-		-		
6															-		-		
7															-		-		
8															-		-		
9															-		-		
10															-		-		
	Subtotal Allotment					8,907,462.66		440,247.53	9,347,710.19						-	8,907,462.66	-	440,247.53	9,347,710.19
<b>B. Sub-Allotment Received From Central Office</b>																			
1															-		-		
2															-		-		
3															-		-		
4															-		-		
5															-		-		
6															-		-		
7															-		-		
8															-		-		
9															-		-		
10															-		-		
	Subtotal Allotment														-		-		
<b>TOTAL ALLOTMENT</b>						8,907,462.66	0.00	440,247.53	9,347,710.19	0.00	0.00	0.00	0.00	0.00	0.00	8,907,462.66	0.00	440,247.53	9,347,710.19

Summary by Funding Source:

Specific Budgets of NGAs

01102101	-	8,907,462.66	-	440,247.53	9,347,710.19	-	-	-	-	-	-	-	-	-	8,907,462.66	-	440,247.53	9,347,710.19
----------	---	--------------	---	------------	--------------	---	---	---	---	---	---	---	---	---	--------------	---	------------	--------------

Certified Correct:

  
**LEONILA D. CAIZ**  
Head, Budget Unit

Certified Correct:

  
**JOAN E. SINGSON**  
Head, Accounting Unit

Recommending Approval:

  
**ENGR. REMELYN R. RECOTER, MNSA, CESO III**  
OIC-Director I

STATEMENT OF APPROPRIATIONS, ALLOTMENTS, OBLIGATIONS, DISBURSEMENTS AND BALANCES  
As at the Quarter Ending September 30, 2022

X	Current Year Appropriations
	Supplemental Appropriations
	Continuing Appropriations

Department : Department of Agriculture (DA)  
Agency/Entity : Office of the Secretary  
Operating Unit : Agricultural Training Institute  
Organization Code (UACS) : 05 001 0200001  
Fund Cluster : 03 - Special Account - Locally Funded

Particulars	UACS CODE	Authorized Appropriation	Appropriation		Allotments					Current Year Obligations					Current Year Disbursements					Balances			
			Adjustments (Transfer To/From, Modifications/ Augmentations)	Adjusted Appropriations	Allotments Received	Adjustments (Reductions, Modifications/ Augmentations)	Transfer To	Transfer From	Adjusted Total Allotments	1st Quarter Ending Mar. 31	2nd Quarter Ending June 30	3rd Quarter Ending Sept. 30	4th Quarter Ending Dec. 31	Total	1st Quarter Ending Mar. 31	2nd Quarter Ending June 30	3rd Quarter Ending Sept. 30	4th Quarter Ending Dec. 31	Total	Unreleased Appropriations	Unobligated Allotment	Unpaid Obligations [15-20] + [23+24]	
																						Due and Demandable	Not Yet Due and
I. Automatic Appropriations		0.00	100,000,000.00	100,000,000.00	0.00	100,000,000.00	0.00	0.00	100,000,000.00	18,988,298.75	37,553,381.62	27,146,169.39	0.00	78,687,849.76	3,518,916.15	28,284,415.55	37,848,134.49	0.00	69,651,466.19	0.00	21,312,150.24	0.00	9,036,383.57
Rice Competitiveness Enhancement Fund	3105454	0.00	100,000,000.00	100,000,000.00	0.00	100,000,000.00	0.00	0.00	100,000,000.00	18,988,298.75	37,553,381.62	27,146,169.39	0.00	78,687,849.76	3,518,916.15	28,284,415.55	37,848,134.49	0.00	69,651,466.19	0.00	21,312,150.24	0.00	9,036,383.57
Operations	3000000000000000	0.00	100,000,000.00	100,000,000.00	0.00	100,000,000.00	0.00	0.00	100,000,000.00	18,988,298.75	37,553,381.62	27,146,169.39	0.00	78,687,849.76	3,518,916.15	28,284,415.55	37,848,134.49	0.00	69,651,466.19	0.00	21,312,150.24	0.00	9,036,383.57
OD: Productivity in the agricultural sector increased	3106000000000000	0.00	100,000,000.00	100,000,000.00	0.00	100,000,000.00	0.00	0.00	100,000,000.00	18,988,298.75	37,553,381.62	27,146,169.39	0.00	78,687,849.76	3,518,916.15	28,284,415.55	37,848,134.49	0.00	69,651,466.19	0.00	21,312,150.24	0.00	9,036,383.57
Rice Competitiveness Enhancement Fund	3106001000000000	0.00	100,000,000.00	100,000,000.00	0.00	100,000,000.00	0.00	0.00	100,000,000.00	18,988,298.75	37,553,381.62	27,146,169.39	0.00	78,687,849.76	3,518,916.15	28,284,415.55	37,848,134.49	0.00	69,651,466.19	0.00	21,312,150.24	0.00	9,036,383.57
Rice Competitiveness Enhancement Fund	3106001000000000	0.00	100,000,000.00	100,000,000.00	0.00	100,000,000.00	0.00	0.00	100,000,000.00	18,988,298.75	37,553,381.62	27,146,169.39	0.00	78,687,849.76	3,518,916.15	28,284,415.55	37,848,134.49	0.00	69,651,466.19	0.00	21,312,150.24	0.00	9,036,383.57
MDOE	3106001000000000	0.00	100,000,000.00	100,000,000.00	0.00	100,000,000.00	0.00	0.00	100,000,000.00	18,988,298.75	37,553,381.62	27,146,169.39	0.00	78,687,849.76	3,518,916.15	28,284,415.55	37,848,134.49	0.00	69,651,466.19	0.00	21,312,150.24	0.00	9,036,383.57
CO		0.00	0.00	0.00	0.00	0.00	0.00	0.00	0.00	0.00	0.00	0.00	0.00	0.00	0.00	0.00	0.00	0.00	0.00	0.00	0.00	0.00	0.00
Sub-total II. Automatic Appropriations		0.00	100,000,000.00	100,000,000.00	0.00	100,000,000.00	0.00	0.00	100,000,000.00	18,988,298.75	37,553,381.62	27,146,169.39	0.00	78,687,849.76	3,518,916.15	28,284,415.55	37,848,134.49	0.00	69,651,466.19	0.00	21,312,150.24	0.00	9,036,383.57
PS		0.00	0.00	0.00	0.00	0.00	0.00	0.00	0.00	0.00	0.00	0.00	0.00	0.00	0.00	0.00	0.00	0.00	0.00	0.00	0.00	0.00	0.00
MDOE		0.00	100,000,000.00	100,000,000.00	0.00	100,000,000.00	0.00	0.00	100,000,000.00	18,988,298.75	37,553,381.62	27,146,169.39	0.00	78,687,849.76	3,518,916.15	28,284,415.55	37,848,134.49	0.00	69,651,466.19	0.00	21,312,150.24	0.00	9,036,383.57
FinEX		0.00	0.00	0.00	0.00	0.00	0.00	0.00	0.00	0.00	0.00	0.00	0.00	0.00	0.00	0.00	0.00	0.00	0.00	0.00	0.00	0.00	0.00
CO		0.00	0.00	0.00	0.00	0.00	0.00	0.00	0.00	0.00	0.00	0.00	0.00	0.00	0.00	0.00	0.00	0.00	0.00	0.00	0.00	0.00	0.00
GRAND TOTAL		0.00	100,000,000.00	100,000,000.00	0.00	100,000,000.00	0.00	0.00	100,000,000.00	18,988,298.75	37,553,381.62	27,146,169.39	0.00	78,687,849.76	3,518,916.15	28,284,415.55	37,848,134.49	0.00	69,651,466.19	0.00	21,312,150.24	0.00	9,036,383.57
PS		0.00	0.00	0.00	0.00	0.00	0.00	0.00	0.00	0.00	0.00	0.00	0.00	0.00	0.00	0.00	0.00	0.00	0.00	0.00	0.00	0.00	0.00
MDOE		0.00	100,000,000.00	100,000,000.00	0.00	100,000,000.00	0.00	0.00	100,000,000.00	18,988,298.75	37,553,381.62	27,146,169.39	0.00	78,687,849.76	3,518,916.15	28,284,415.55	37,848,134.49	0.00	69,651,466.19	0.00	21,312,150.24	0.00	9,036,383.57
FinEX		0.00	0.00	0.00	0.00	0.00	0.00	0.00	0.00	0.00	0.00	0.00	0.00	0.00	0.00	0.00	0.00	0.00	0.00	0.00	0.00	0.00	0.00
CO		0.00	0.00	0.00	0.00	0.00	0.00	0.00	0.00	0.00	0.00	0.00	0.00	0.00	0.00	0.00	0.00	0.00	0.00	0.00	0.00	0.00	0.00

Certified Correct:  
  
LEONILA D. CAIZ  
Head, Budget Unit

Certified Correct:  
  
JOAN E. SINGSON  
Head, Accounting Unit

Recommending Approval:  
  
ENGR. REMELYN R. RECOTER, MNSA, CESO III  
OIC-Director IV

0 0 0 0

STATEMENT OF APPROPRIATIONS, ALLOTMENTS, OBLIGATIONS, DISBURSEMENTS AND BALANCES  
As at the Quarter Ending September 30, 2022

Department : Department of Agriculture (DA)  
Agency/Entity : Office of the Secretary  
Operating Unit : Agricultural Training Institute  
Organization Code (UACS) : 05 001 0200001  
Fund Cluster : 03 - Special Account - Locally Funded

TRUE Current Year Appropriations  
FALSE Supplemental Appropriations  
FALSE Continuing Appropriations

Particulars	UACS CODE	Appropriation			Allotments						Current Year Obligations					Current Year Disbursements				Balances			
		Authorized Appropriation	Adjustments (Transfer To)/From, Modifications/Augmentations	Adjusted Appropriations	Allotments Received	Adjustments (Reductions, Modifications/Augmentations)	Transfer To	Transfer From	Adjusted Total Allotments	1st Quarter	2nd Quarter	3rd Quarter	4th Quarter	Total	1st Quarter	2nd Quarter	3rd Quarter	4th Quarter	Total	Unreleased Appropriations	Unobligated Allotment	Unpaid Obligations	
										Ending	Ending	Ending	Ending		Ending	Ending	Ending	Ending				Due and Demandable	Not Yet Due and Demandable
										Mar. 31	June 30	Sept. 30	Dec. 31		Mar. 31	June 30	Sept. 30	Dec. 31					
II. Automatic Appropriations		0.00	100,000,000.00	100,000,000.00	0.00	100,000,000.00	0.00	100,000,000.00	18,988,298.75	32,553,381.62	27,146,169.39	0.00	78,687,849.76	3,518,916.15	28,284,415.55	37,848,134.49	0.00	69,651,466.19	0.00	21,312,150.24	0.00	9,036,383.57	
Rice Competitiveness Enhancement Fund	3105454	0.00	100,000,000.00	100,000,000.00	0.00	100,000,000.00	0.00	100,000,000.00	18,988,298.75	32,553,381.62	27,146,169.39	0.00	78,687,849.76	3,518,916.15	28,284,415.55	37,848,134.49	0.00	69,651,466.19	0.00	21,312,150.24	0.00	9,036,383.57	
Maintenance and Other Operating Expenses	502000000	0.00	100,000,000.00	100,000,000.00	0.00	100,000,000.00	0.00	100,000,000.00	18,988,298.75	32,553,381.62	27,146,169.39	0.00	78,687,849.76	3,518,916.15	28,284,415.55	37,848,134.49	0.00	69,651,466.19	0.00	21,312,150.24	0.00	9,036,383.57	
Traveling Expenses	502010000	0.00	501,100.00	501,100.00	0.00	501,100.00	0.00	501,100.00	0.00	1,100.00	35,918.00	0.00	37,018.00	0.00	1,100.00	21,098.00	0.00	22,198.00	0.00	464,082.00	0.00	14,820.00	
Traveling Expenses - Local	5020101000	0.00	501,100.00	501,100.00	0.00	501,100.00	0.00	501,100.00	0.00	1,100.00	35,918.00	0.00	37,018.00	0.00	1,100.00	21,098.00	0.00	22,198.00	0.00	464,082.00	0.00	14,820.00	
Training and Scholarship Expenses	502020000	0.00	88,732,565.02	88,732,565.02	0.00	88,732,565.02	0.00	88,732,565.02	18,988,298.75	29,800,022.03	21,433,609.25	0.00	70,221,930.03	3,518,916.15	26,004,427.21	33,478,002.37	0.00	63,001,345.73	0.00	18,510,634.99	0.00	7,220,584.30	
Training Expenses	5020201000	0.00	88,732,565.02	88,732,565.02	0.00	88,732,565.02	0.00	88,732,565.02	18,988,298.75	29,800,022.03	21,433,609.25	0.00	70,221,930.03	3,518,916.15	26,004,427.21	33,478,002.37	0.00	63,001,345.73	0.00	18,510,634.99	0.00	7,220,584.30	
Professional Services	502110000	0.00	6,571,334.98	6,571,334.98	0.00	6,571,334.98	0.00	6,571,334.98	0.00	2,063,331.59	3,776,642.14	0.00	5,839,973.73	0.00	1,839,960.34	2,399,034.12	0.00	4,238,994.46	0.00	731,361.25	0.00	1,600,979.27	
Other Professional Services	5021199000	0.00	6,571,334.98	6,571,334.98	0.00	6,571,334.98	0.00	6,571,334.98	0.00	2,063,331.59	3,776,642.14	0.00	5,839,973.73	0.00	1,839,960.34	2,399,034.12	0.00	4,238,994.46	0.00	731,361.25	0.00	1,600,979.27	
Other Maintenance and Operating Expenses	502990000	0.00	4,195,000.00	4,195,000.00	0.00	4,195,000.00	0.00	4,195,000.00	0.00	688,928.00	1,900,000.00	0.00	2,588,928.00	0.00	438,928.00	1,950,000.00	0.00	2,388,928.00	0.00	1,606,072.00	0.00	200,000.00	
Donations	5029908000	0.00	4,195,000.00	4,195,000.00	0.00	4,195,000.00	0.00	4,195,000.00	0.00	688,928.00	1,900,000.00	0.00	2,588,928.00	0.00	438,928.00	1,950,000.00	0.00	2,388,928.00	0.00	1,606,072.00	0.00	200,000.00	
<b>GRAND TOTAL</b>		<b>0.00</b>	<b>100,000,000.00</b>	<b>100,000,000.00</b>	<b>0.00</b>	<b>100,000,000.00</b>	<b>0.00</b>	<b>100,000,000.00</b>	<b>18,988,298.75</b>	<b>32,553,381.62</b>	<b>27,146,169.39</b>	<b>0.00</b>	<b>78,687,849.76</b>	<b>3,518,916.15</b>	<b>28,284,415.55</b>	<b>37,848,134.49</b>	<b>0.00</b>	<b>69,651,466.19</b>	<b>0.00</b>	<b>21,312,150.24</b>	<b>0.00</b>	<b>9,036,383.57</b>	

Certified Correct:

  
LEONILA D. CAIZ  
Head, Budget Unit

Certified Correct:

  
JOAN E. SINGSON  
Head, Accounting Unit

Recommending Approval:

  
ENGR. GEMELYN R. RECOTER, MNSA, CESO III  
OIC-Director IV

LIST OF ALLOTMENTS AND SUB-ALLOTMENTS  
As at the Quarter Ending September 30, 2022

TRUE Current Year Appropriations  
FALSE Supplemental Appropriations  
FALSE Continuing Appropriations


Department: Department of Agriculture (DA)  
Agency : Office of the Secretary  
Operating Unit: Agricultural Training Institute  
Organizational Code (UACS): 05 001 101 00000  
Fund Cluster: 03 - Special Account - Locally Funded

No.	Allotment / Sub-Allotments		Funding Source		Allotments					Sub-Allotment to Regions/Operating Units					Total Allotments / Net of Sub-Allotments				
	Number	Date	Description	UACS Code	PS	MOOE	FINEX	CO	Total	PS	MOOE	FINEX	CO	Total	PS	MOOE	FINEX	CO	Total
1	2	3	4	5	6	7	8	9	10 = (6+7+8+9)	11	12	13	14	15 = (11+12+13+14)	16	17	18	19	20 = (16+17+18+19)
<b>A. Allotments Received from DBM</b>																			
1	RA 11639 GAA 2022	2022-01-19	Rice Competitiveness Enhancement Fund	03104393		100,000,000.00			100,000,000.00					-	-	-	-	100,000,000.00	-
2									-					-	-	-	-	-	-
3									-					-	-	-	-	-	-
4									-					-	-	-	-	-	-
5									-					-	-	-	-	-	-
	Sub-total					100,000,000.00			100,000,000.00					-	-	-	-	100,000,000.00	-
<b>B. Sub-Allotment Received from Central Office</b>																			
1									-					-	-	-	-	-	-
2									-					-	-	-	-	-	-
3									-					-	-	-	-	-	-
4									-					-	-	-	-	-	-
5									-					-	-	-	-	-	-
	Sub-total								-					-	-	-	-	-	-
	<b>Total Allotments</b>					<b>100,000,000.00</b>			<b>100,000,000.00</b>									<b>100,000,000.00</b>	

Summary by Funding Source Code:  
Remedies Fund  
Seed Fund  
ACEF Fund  
RCEF  
Livestock Promotion Fund

03104384  
03104387  
03104323  
03104393  
03104390


Certified Correct:

  
**LEONILA D. CAIZ**  
Head, Budget Unit

Certified Correct:

  
**JOAN E. SINGSON**  
Head, Accounting Unit


Recommending Approval:


  
**ENGR. REMELYN R. RECOTER, MNSA, CESO III**  
OIC-Director IV

**STATEMENT OF APPROVED BUDGET, UTILIZATIONS, DISBURSEMENTS AND BALANCES  
(FOR OFF-BUDGETARY FUNDS)  
As at the Quarter Ending September 30, 2022**

Department : DEPARTMENT OF AGRICULTURE  
 Agency : OFFICE OF THE SECRETARY  
 Operating Unit : AGRICULTURAL TRAINING INSTITUTE (ATI)  
 Organization Code (UACS) : 60010200001  
 Funding Source Code (as clustered) : FUND CLUSTER 06 (REVOLVING FUND)

PARTICULARS	UACS CODE	APPROVED BUDGET			BUDGET UTILIZATION					DISBURSEMENTS				BALANCES				
		Approved Budgeted Revenue	Adjustments (Additions, Reduction, Realignment)	Adjusted Budgeted Revenue	1st Quarter Ending March 31	2nd Quarter Ending June 30	3rd Quarter Ending Sept. 30	4th Quarter Ending Dec. 31	Total	1st Quarter Ending March 31	2nd Quarter Ending June 30	3rd Quarter Ending Sept. 30	4th Quarter Ending Dec. 31	Total	Unutilized Budget	Unpaid Utilizations		
																Due and Demandable / Accounts Payable	Not Yet Due and Demandable	
1	2	3	4	5=[3+(-)4]	6	7	8	9	10=(6+7+8+9)	11	12	13	14	15=[11+12+13+14]	16=(5-10)	17	18	
I. Agency Approved Budget																		
Agricultural Training Institute Revolving Fund	6207501																	
General Administration and Support	1000000000000000	22,412,435.09	10,970,748.06	33,383,183.15	6,914,578.82	6,715,813.63	6,962,330.03	-	20,592,722.48	4,430,987.16	5,452,771.29	7,096,334.52	-	16,980,092.97	12,790,460.67	-	3,612,629.51	
General management and supervision	100000100001000	22,412,435.09	10,970,748.06	33,383,183.15	6,914,578.82	6,715,813.63	6,962,330.03	-	20,592,722.48	4,430,987.16	5,452,771.29	7,096,334.52	-	16,980,092.97	12,790,460.67	-	3,612,629.51	
MOOE	100000100001000	20,433,368.40	9,749,136.26	30,182,504.66	6,122,672.13	6,343,593.63	6,782,778.23	-	19,249,043.99	4,104,920.47	4,926,931.29	6,609,762.72	-	15,641,614.48	10,933,460.67	-	3,607,429.51	
CO	100000100001000	1,979,066.69	1,221,611.80	3,200,678.49	791,906.69	372,220.00	179,551.80	-	1,343,678.49	326,066.69	525,840.00	486,571.80	-	1,338,478.49	1,857,000.00	-	5,200.00	
<b>GRAND TOTAL</b>		<b>22,412,435.09</b>	<b>10,970,748.06</b>	<b>33,383,183.15</b>	<b>6,914,578.82</b>	<b>6,715,813.63</b>	<b>6,962,330.03</b>	<b>-</b>	<b>20,592,722.48</b>	<b>4,430,987.16</b>	<b>5,452,771.29</b>	<b>7,096,334.52</b>	<b>-</b>	<b>16,980,092.97</b>	<b>12,790,460.67</b>	<b>-</b>	<b>3,612,629.51</b>	
PS																		
MOOE		20,433,368.40	9,749,136.26	30,182,504.66	6,122,672.13	6,343,593.63	6,782,778.23	-	19,249,043.99	4,104,920.47	4,926,931.29	6,609,762.72	-	15,641,614.48	10,933,460.67	-	3,607,429.51	
FinEX																		
CO		1,979,066.69	1,221,611.80	3,200,678.49	791,906.69	372,220.00	179,551.80	-	1,343,678.49	326,066.69	525,840.00	486,571.80	-	1,338,478.49	1,857,000.00	-	5,200.00	

Prepared By:  
  
**LEONILA D. CAIZ**  
 Budget Officer  
 Date:

Prepared By:  
  
**JOAN E. SINGSON**  
 Chief Accountant  
 Date:

Approved By:  
  
**ENGR. REMELYN R. RECOTER, MNSA, CESO III**  
 OIC-Director IV  
 Date:

**SUMMARY OF APPROVED BUDGET, UTILIZATIONS, DISBURSEMENTS AND BALANCES BY OBJECT OF EXPENDITURES  
(FOR OFF-BUDGETARY FUNDS)  
As at the Quarter Ending September 30, 2022**

Department : DEPARTMENT OF AGRICULTURE  
 Agency : OFFICE OF THE SECRETARY  
 Operating Unit : AGRICULTURAL TRAINING INSTITUTE (ATI)  
 Organization Code (UACS) : 5001020001  
 Funding Source Code (as clustered) : FUND CLUSTER 06 (REVOLVING FUND)

Particulars	UACS CODE	Approved Budget			Budget Utilization					Disbursements					BALANCES			
		Approved Budgeted Revenue	Adjustments (Additions, Reductions, Realignment)	Adjusted Budgeted Revenue	1st Quarter	2nd Quarter	3rd Quarter	4th Quarter	Total	1st Quarter	2nd Quarter	3rd Quarter	4th Quarter	Total	Unutilized Budget	Unpaid Utilizations (10-15) = (17+18)		
					Ending	Ending	Ending	Ending		Ending	Ending	Ending	Ending					
					March 31	June 30	Sept. 30	Dec. 31		March 31	June 30	Sept. 30	Dec. 31			Due and Demandable / Accounts Payable	Not Yet Due and Demandable	
1	2	3	4	5=[3+(-)4]	6	7	8	9	10=(6+7+8+9)	11	12	13	14	15=(11+12+13+14)	16=(5-10)	17	18	
<b>SUMMARY</b>																		
<b>A. AGENCY SPECIFIC BUDGET</b>																		
<b>Maintenance &amp; Other Operating Expenses</b>		20,433,368.40	9,749,136.26	30,182,504.66	6,122,672.13	6,343,593.63	6,782,778.23	-	19,249,043.99	4,104,920.47	4,926,931.29	6,609,762.72	-	15,641,614.48	10,933,460.67	-	3,607,429.51	
<b>Traveling Expenses</b>	50201000 00	8,000.00	-	8,000.00	-	-	3,000.00	-	3,000.00	-	-	3,000.00	-	3,000.00	5,000.00	-	-	
Travelling Expenses - Local	50201010 00	8,000.00	-	8,000.00	-	-	3,000.00	-	3,000.00	-	-	3,000.00	-	3,000.00	5,000.00	-	-	
Travelling Expenses - Foreign	50201020 00	-	-	-	-	-	-	-	-	-	-	-	-	-	-	-	-	
<b>Training and Scholarship Expenses</b>	50202000 00	1,732,431.44	1,724,036.00	3,456,467.44	136,822.99	325,124.61	1,114,093.06	-	1,576,040.66	77,103.00	144,386.49	1,018,518.09	-	1,240,007.58	1,880,426.78	-	336,033.08	
Training Expenses	50202010 00	1,732,431.44	1,724,036.00	3,456,467.44	136,822.99	325,124.61	1,114,093.06	-	1,576,040.66	77,103.00	144,386.49	1,018,518.09	-	1,240,007.58	1,880,426.78	-	336,033.08	
Training Expenses - ICT Training Expenses	50202010 01	-	-	-	-	-	-	-	-	-	-	-	-	-	-	-	-	
Training Expenses	50202010 02	1,732,431.44	1,724,036.00	3,456,467.44	136,822.99	325,124.61	1,114,093.06	-	1,576,040.66	77,103.00	144,386.49	1,018,518.09	-	1,240,007.58	1,880,426.78	-	336,033.08	
Scholarship Grants/Expenses	50202020 00	-	-	-	-	-	-	-	-	-	-	-	-	-	-	-	-	
<b>Supplies and Materials Expenses</b>	50203000 00	3,816,894.25	2,644,714.30	6,461,608.55	790,051.97	1,192,573.53	1,986,883.72	-	3,969,509.22	327,511.27	1,342,763.03	1,505,508.71	-	3,175,783.01	2,492,099.33	-	793,726.21	
Office Supplies Expenses	50203010 00	1,600,910.75	920,000.00	2,520,910.75	218,421.45	727,597.53	492,989.06	-	1,439,008.04	13,913.75	724,775.23	683,569.06	-	1,422,258.04	1,081,902.71	-	16,750.00	
ICT Office Supplies	50203010 01	-	-	-	-	-	-	-	-	-	-	-	-	-	-	-	-	
Office Supplies Expenses	50203010 02	1,600,910.75	920,000.00	2,520,910.75	218,421.45	727,597.53	492,989.06	-	1,439,008.04	13,913.75	724,775.23	683,569.06	-	1,422,258.04	1,081,902.71	-	16,750.00	
Accountable Forms Expenses	50203020 00	-	-	-	-	-	-	-	-	-	-	-	-	-	-	-	-	
Non-Accountable Forms Expenses	50203030 00	-	-	-	-	-	-	-	-	-	-	-	-	-	-	-	-	
Animal/Zoological Supplies Expenses	50203040 00	196,535.00	-	196,535.00	196,535.00	-	-	-	196,535.00	196,535.00	-	-	-	196,535.00	-	-	-	
Fuel, Oil and Lubricants Expenses	50203090 00	32,000.00	-	32,000.00	13,383.02	-	3,490.00	-	16,873.02	13,383.02	-	3,490.00	-	16,873.02	15,126.98	-	-	
Agricultural and Marine Supplies Expenses	50203010 00	-	5,400.00	5,400.00	-	-	5,400.00	-	5,400.00	-	-	5,400.00	-	5,400.00	-	-	-	
Textbooks and Instructional Materials Expenses	50203110 00	-	-	-	-	-	-	-	-	-	-	-	-	-	-	-	-	
Chemical and Filtering Supplies Expenses	50203130 00	-	-	-	-	-	-	-	-	-	-	-	-	-	-	-	-	
Semi-Expendable Machinery and Equipment Expenses	50203210 00	14,900.00	516,500.00	531,400.00	-	46,300.00	118,550.00	-	164,850.00	-	46,300.00	118,550.00	-	164,850.00	366,550.00	-	-	
Machinery	50203210 01	-	-	-	-	-	-	-	-	-	-	-	-	-	-	-	-	
Office Equipment	50203210 02	-	300,000.00	300,000.00	-	-	22,800.00	-	22,800.00	-	-	22,800.00	-	22,800.00	277,200.00	-	-	
Information and Communications Technology Equipment	50203210 03	14,900.00	200,000.00	214,900.00	-	29,800.00	95,750.00	-	125,550.00	-	29,800.00	95,750.00	-	125,550.00	89,350.00	-	-	
Technical and Scientific Equipment	50203210 13	-	-	-	-	-	-	-	-	-	-	-	-	-	-	-	-	
Other Machinery and Equipment	50203210 99	-	16,500.00	16,500.00	-	16,500.00	-	-	16,500.00	-	16,500.00	-	-	16,500.00	-	-	-	
Semi-Expendable Furniture, Fixtures and Books Expenses	50203220 00	-	243,000.00	243,000.00	-	-	203,000.00	-	203,000.00	-	-	203,000.00	-	203,000.00	40,000.00	-	-	
Furniture and Fixtures	50203220 01	-	243,000.00	243,000.00	-	-	203,000.00	-	203,000.00	-	-	203,000.00	-	203,000.00	40,000.00	-	-	
Books	50203220 02	-	-	-	-	-	-	-	-	-	-	-	-	-	-	-	-	
Other Supplies and Materials Expenses	50203990 00	1,972,548.50	959,814.30	2,932,362.80	361,712.50	418,676.00	1,163,454.66	-	1,943,843.16	103,679.50	571,687.80	491,499.65	-	1,166,866.95	988,519.64	-	776,976.21	
<b>Utility Expenses</b>	50204000 00	2,531,018.42	1,256,978.41	3,787,996.83	661,122.30	1,164,395.98	1,596,437.03	-	3,421,955.31	551,713.06	961,828.26	1,719,444.66	-	3,232,885.98	366,041.52	-	188,969.33	
Water Expenses	50204010 00	147,753.20	222,933.18	370,686.38	44,075.67	139,176.83	92,936.84	-	276,189.34	23,443.37	106,874.17	132,102.64	-	262,420.18	94,497.04	-	13,769.16	
Electricity Expenses	50204020 00	2,383,265.22	1,034,045.23	3,417,310.45	617,046.63	1,025,219.15	1,503,500.19	-	3,145,765.97	528,269.69	854,954.09	1,587,342.02	-	2,970,565.80	271,544.48	-	175,200.17	
Gas/Heating Expenses	50204030 00	-	-	-	-	-	-	-	-	-	-	-	-	-	-	-	-	
<b>Communication Expenses</b>	50205010 00	215,752.00	83,718.54	299,470.54	39,975.21	76,002.31	85,686.64	-	201,664.16	25,780.21	85,536.31	77,239.64	-	188,556.16	97,806.38	-	13,108.00	
Postage and Courier Services	50205010 00	-	-	-	-	-	-	-	-	-	-	-	-	-	-	-	-	
Telephone Expenses	50205020 00	33,220.00	27,206.58	60,426.58	6,156.95	19,180.27	13,903.68	-	39,240.90	6,156.95	19,180.27	13,903.68	-	39,240.90	21,185.68	-	-	
Mobile	50205020 01	13,220.00	-	13,220.00	6,156.95	3,477.40	2,399.97	-	12,034.32	6,156.95	3,477.40	2,399.97	-	12,034.32	1,185.68	-	-	
Landline	50205020 02	20,000.00	27,206.58	47,206.58	-	15,702.87	11,503.71	-	27,206.58	-	15,702.87	11,503.71	-	27,206.58	20,000.00	-	-	
Internet Subscription Expenses	50205030 00	169,332.00	15,000.00	184,332.00	28,318.26	34,676.04	49,629.00	-	112,623.30	14,123.26	44,760.04	41,182.00	-	100,065.30	71,708.70	-	12,558.00	
Cable, Satellite, Telegraph and Radio Expenses	50205040 00	13,200.00	41,511.96	54,711.96	5,500.00	22,146.00	22,153.96	-	49,799.96	5,500.00	21,596.00	22,153.96	-	49,249.96	4,912.00	-	550.00	
<b>Professional Services</b>	50211000 00	3,612,683.00	(116,641.29)	3,496,041.71	1,647,542.74	1,210,205.74	(4,759.91)	-	2,852,988.57	963,590.51	760,452.51	645,304.73	-	2,369,347.75	643,063.14	-	483,640.82	
Legal Services	50211010 00	-	-	-	-	-	-	-	-	-	-	-	-	-	-	-	-	
Auditing Services	50211020 00	-	-	-	-	-	-	-	-	-	-	-	-	-	-	-	-	
Consultancy Services	50211030 00	-	-	-	-	-	-	-	-	-	-	-	-	-	-	-	-	
ICT Consultancy Services	50211030 01	-	-	-	-	-	-	-	-	-	-	-	-	-	-	-	-	
Consultancy Services	50211030 02	-	-	-	-	-	-	-	-	-	-	-	-	-	-	-	-	
Other Professional Services	50211990 00	3,612,683.00	(116,641.29)	3,496,041.71	1,647,542.74	1,210,205.74	(4,759.91)	-	2,852,988.57	963,590.51	760,452.51	645,304.73	-	2,369,347.75	643,063.14	-	483,640.82	
<b>General Services</b>	50212000 00	3,284,321.53	2,287,260.30	5,571,581.83	1,119,179.96	1,311,673.27	1,601,501.69	-	4,032,354.92	719,184.66	1,181,211.00	1,205,510.89	-	3,105,906.55	1,539,226.91	-	926,448.37	
Environmental/Sanitary Services	50212010 00	-	-	-	-	-	-	-	-	-	-	-	-	-	-	-	-	
Janitorial Services	50212020 00	26,663.82	32,617.77	59,281.59	26,663.82	32,617.77	-	-	59,281.59	26,663.82	32,617.77	-	-	59,281.59	-	-		
Security Expenses	50212030 00	-	400,000.00	400,000.00	-	-	15,848.90	-	393,708.20	-	113,357.79	113,651.73	-	227,009.52	6,291.80	-	166,698.68	
Other Services	50212990 00	3,257,657.71	1,854,642.53	5,112,300.24	714,656.84	1,279,055.50	1,585,652.79	-	3,579,365.13	692,520.84	1,035,235.44	1,091,859.16	-	2,819,615.44	1,532,935.11	-	759,749.69	
Other General Services - ICT Services	50212990 01	-	-	-	-	-	-	-	-	-	-	-	-	-	-	-	-	
Other General Services	50212990 02	3,257,657.71	1,854,642.53	5,112,300.24	714,656.84	1,279,055.50	1,585,652.79	-	3,579,365.13	692,520.84	1,035,235.44	1,091,859.16	-	2,819,615.44	1,532,935.11	-	759,749.69	
<b>Repair and Maintenance</b>	50213000 00	3,168,069.06	1,902,620.00	5,070,689.06	1,45													

**SUMMARY OF APPROVED BUDGET, UTILIZATIONS, DISBURSEMENTS AND BALANCES BY OBJECT OF EXPENDITURES  
(FOR OFF-BUDGETARY FUNDS)  
As at the Quarter Ending September 30, 2022**

Department : DEPARTMENT OF AGRICULTURE  
 Agency : OFFICE OF THE SECRETARY  
 Operating Unit : AGRICULTURAL TRAINING INSTITUTE (ATI)  
 Organization Code (UACS) : 5001020001  
 Funding Source Code (as clustered) : FUND CLUSTER 06 (REVOLVING FUND)




Particulars	UACS CODE	Approved Budget			Budget Utilization					Disbursements					BALANCES			
		Approved Budgeted Revenue	Adjustments (Additions, Reductions, Realignment)	Adjusted Budgeted Revenue	1st Quarter	2nd Quarter	3rd Quarter	4th Quarter	Total	1st Quarter	2nd Quarter	3rd Quarter	4th Quarter	Total	Unutilized Budget	Unpaid Utilizations (10-15) = (17+18)		
					Ending	Ending	Ending	Ending		Ending	Ending	Ending	Ending			Due and Demandable / Accounts Payable	Not Yet Due and Demandable	
					March 31	June 30	Sept. 30	Dec. 31		March 31	June 30	Sept. 30	Dec. 31					
1	2	3	4	5=[3+(-)4]	6	7	8	9	10=(6+7+8+9)	11	12	13	14	15=(11+12+13+14)	16=(5-10)	17	18	
Repair and Maintenance - Investment Property	50213010 00	-	-	-	-	-	-	-	-	-	-	-	-	-	-	-	-	-
Repair and Maintenance - Land Improvements	50213020 00	-	-	-	-	-	-	-	-	-	-	-	-	-	-	-	-	-
Repairs and Maintenance - Buildings and Other Structures	50213040 00	2,635,419.14	1,325,120.00	3,960,539.14	1,259,249.84	721,770.00	182,091.00	-	2,163,110.84	1,102,389.14	217,917.00	80,671.00	-	1,400,977.14	1,797,428.30	-	762,133.70	
Buildings	50213040 01	1,618,449.25	1,325,120.00	2,943,569.25	242,279.95	721,770.00	182,091.00	-	1,146,140.95	85,419.25	217,917.00	80,671.00	-	384,007.25	1,797,428.30	-	762,133.70	
School Buildings	50213040 02	-	-	-	-	-	-	-	-	-	-	-	-	-	-	-	-	-
Hospitals and Health Centers	50213040 03	-	-	-	-	-	-	-	-	-	-	-	-	-	-	-	-	-
Markets	50213040 04	-	-	-	-	-	-	-	-	-	-	-	-	-	-	-	-	-
Slaughterhouses	50213040 05	-	-	-	-	-	-	-	-	-	-	-	-	-	-	-	-	-
Hotels and Dormitories	50213040 06	-	-	-	-	-	-	-	-	-	-	-	-	-	-	-	-	-
Other Structures	50213040 99	1,016,969.89	-	1,016,969.89	1,016,969.89	-	-	-	1,016,969.89	1,016,969.89	-	-	-	1,016,969.89	-	-	-	-
Repairs and Maintenance - Machinery and Equipment	50213050 00	519,981.20	577,500.00	1,097,481.20	187,961.20	150,610.00	75,140.00	-	413,711.20	89,981.20	63,500.00	181,860.00	-	315,341.20	683,770.00	-	98,370.00	
Machinery	50213050 01	-	-	-	-	-	-	-	-	-	-	-	-	-	-	-	-	-
Office Equipment	50213050 02	450,000.00	577,500.00	1,027,500.00	117,980.00	150,610.00	75,140.00	-	343,730.00	-	63,500.00	181,860.00	-	245,360.00	683,770.00	-	98,370.00	
Information and Communication Technology Equipment	50213050 03	-	-	-	-	-	-	-	-	-	-	-	-	-	-	-	-	-
Agricultural and Forestry Equipment	50213050 04	69,981.20	-	69,981.20	69,981.20	-	-	-	69,981.20	69,981.20	-	-	-	69,981.20	-	-	-	-
Repairs and Maintenance - Other Property, Plant and Equipment	50213990 00	12,668.72	-	12,668.72	12,668.72	-	-	-	12,668.72	12,668.72	-	-	-	12,668.72	-	-	-	-
Work/Zoo Animals	50213990 01	-	-	-	-	-	-	-	-	-	-	-	-	-	-	-	-	-
Other Property, Plant and Equipment	50213990 99	12,668.72	-	12,668.72	12,668.72	-	-	-	12,668.72	12,668.72	-	-	-	12,668.72	-	-	-	-
Financial Assistance/Subsidy	50214000 00	-	-	-	-	-	-	-	-	-	-	-	-	-	-	-	-	-
Subsidy to NGAs	50214010 00	-	-	-	-	-	-	-	-	-	-	-	-	-	-	-	-	-
Taxes, Insurance Premiums and Other Fees	50215000 00	344,700.00	-	344,700.00	4,700.00	-	-	-	4,700.00	4,700.00	-	-	-	4,700.00	340,000.00	-	-	-
Taxes, Duties and Licenses	50215010 00	4,700.00	-	4,700.00	4,700.00	-	-	-	4,700.00	4,700.00	-	-	-	4,700.00	-	-	-	-
Taxes, Duties and Licenses	50215010 01	4,700.00	-	4,700.00	4,700.00	-	-	-	4,700.00	4,700.00	-	-	-	4,700.00	-	-	-	-
Tax Refund	50215010 02	-	-	-	-	-	-	-	-	-	-	-	-	-	-	-	-	-
Fidelity Bond Premiums	50215020 00	-	-	-	-	-	-	-	-	-	-	-	-	-	-	-	-	-
Insurance Expenses	50215030 00	340,000.00	-	340,000.00	-	-	-	-	-	-	-	-	-	-	340,000.00	-	-	-
Labor and Wages	50216000 00	32,206.25	40,175.00	72,381.25	32,206.25	30,075.00	10,100.00	-	72,381.25	32,206.25	30,075.00	10,100.00	-	72,381.25	-	-	-	-
Labor and Wages	50216010 00	32,206.25	40,175.00	72,381.25	32,206.25	30,075.00	10,100.00	-	72,381.25	32,206.25	30,075.00	10,100.00	-	72,381.25	-	-	-	-
Other Maintenance and Operating Expenses	50299000 00	1,687,292.45	(73,725.00)	1,613,567.45	231,190.95	161,163.19	132,605.00	-	524,959.14	218,092.45	139,261.69	162,605.00	-	519,959.14	1,088,608.31	-	5,000.00	
Advertising Expenses	50299010 00	-	-	-	-	-	-	-	-	-	-	-	-	-	-	-	-	-
Printing and Publication Expenses	50299020 00	30,000.00	-	30,000.00	-	30,000.00	-	-	30,000.00	-	-	30,000.00	-	30,000.00	-	-	-	-
Representation Expenses	50299030 00	-	-	-	-	-	-	-	-	-	-	-	-	-	-	-	-	-
Transportation and Delivery Expenses	50299040 00	5,000.00	-	5,000.00	-	-	-	-	-	-	-	-	-	-	5,000.00	-	-	-
Rent/Lease Expenses	50299050 00	240,000.00	-	240,000.00	10,000.00	-	80,000.00	-	90,000.00	10,000.00	-	80,000.00	-	90,000.00	150,000.00	-	-	
Rents - Building and Structures	50299050 01	-	-	-	-	-	-	-	-	-	-	-	-	-	-	-	-	-
Rents - Land	50299050 02	240,000.00	-	240,000.00	10,000.00	-	80,000.00	-	90,000.00	10,000.00	-	80,000.00	-	90,000.00	150,000.00	-	-	
Bank Transaction Fees	50299220 00	-	2,500.00	2,500.00	-	2,500.00	-	-	2,500.00	-	2,500.00	-	-	2,500.00	-	-	-	-
Other Maintenance and Operating Expenses	50299990 00	1,412,292.45	(76,225.00)	1,336,067.45	221,190.95	128,663.19	52,605.00	-	402,459.14	208,092.45	136,761.69	52,605.00	-	397,459.14	933,608.31	-	5,000.00	
Website Maintenance	50299990 01	-	-	-	-	-	-	-	-	-	-	-	-	-	-	-	-	-
Other Maintenance and Operating Expenses	50299990 02	1,412,292.45	(76,225.00)	1,336,067.45	221,190.95	128,663.19	52,605.00	-	402,459.14	208,092.45	136,761.69	52,605.00	-	397,459.14	933,608.31	-	5,000.00	



**SUMMARY OF APPROVED BUDGET, UTILIZATIONS, DISBURSEMENTS AND BALANCES BY OBJECT OF EXPENDITURES  
(FOR OFF-BUDGETARY FUNDS)  
As at the Quarter Ending September 30, 2022**

Department : DEPARTMENT OF AGRICULTURE  
 Agency : OFFICE OF THE SECRETARY  
 Operating Unit : AGRICULTURAL TRAINING INSTITUTE (ATI)  
 Organization Code (UACS) : 5001020001  
 Funding Source Code (as clustered) : FUND CLUSTER 06 (REVOLVING FUND)

Particulars	UACS CODE	Approved Budget			Budget Utilization					Disbursements					BALANCES			
		Approved Budgeted Revenue	Adjustments (Additions, Reductions, Realignment)	Adjusted Budgeted Revenue	1st Quarter	2nd Quarter	3rd Quarter	4th Quarter	Total	1st Quarter	2nd Quarter	3rd Quarter	4th Quarter	Total	Unutilized Budget	Unpaid Utilizations (10-15) = (17+18)		
					Ending	Ending	Ending	Ending		Ending	Ending	Ending	Ending					
					March 31	June 30	Sept. 30	Dec. 31		March 31	June 30	Sept. 30	Dec. 31			Due and Demandable / Accounts Payable	Not Yet Due and Demandable	
1	2	3	4	5=[3+(-)4]	6	7	8	9	10=(6+7+8+9)	11	12	13	14	15=(11+12+13+14)	16=(5-10)	17	18	
<b>Financial Expenses</b>		-	-	-	-	-	-	-	-	-	-	-	-	-	-	-	-	-
<b>Financial Expenses</b>		-	-	-	-	-	-	-	-	-	-	-	-	-	-	-	-	-
Management Supervision/Trusteeship Fees	50301010 00	-	-	-	-	-	-	-	-	-	-	-	-	-	-	-	-	-
<b>Capital Outlays</b>		1,979,066.69	1,221,611.80	3,200,678.49	791,906.69	372,220.00	179,551.80	-	1,343,678.49	326,066.69	525,840.00	486,571.80	-	1,338,478.49	1,857,000.00	-	5,200.00	
<b>Investment Outlay</b>		-	-	-	-	-	-	-	-	-	-	-	-	-	-	-	-	-
<b>Investment Property Outlay</b>	50603000 00	-	-	-	-	-	-	-	-	-	-	-	-	-	-	-	-	-
Land and Buildings Outlay	50603010 00	-	-	-	-	-	-	-	-	-	-	-	-	-	-	-	-	-
Investment Property - Land	50603010 01	-	-	-	-	-	-	-	-	-	-	-	-	-	-	-	-	-
Investment Property - Buildings	50603010 02	-	-	-	-	-	-	-	-	-	-	-	-	-	-	-	-	-
<b>Property, Plant and Equipment Outlay</b>	50604000 00	1,979,066.69	1,221,611.80	3,200,678.49	791,906.69	372,220.00	179,551.80	-	1,343,678.49	326,066.69	525,840.00	486,571.80	-	1,338,478.49	1,857,000.00	-	5,200.00	
Land Outlay	50604010 00	-	-	-	-	-	-	-	-	-	-	-	-	-	-	-	-	-
Machinery and Equipment Outlay	50604050 00	876,966.69	1,273,901.80	2,150,868.49	619,806.69	372,220.00	131,841.80	-	1,123,868.49	153,966.69	525,840.00	438,861.80	-	1,118,668.49	1,027,000.00	-	5,200.00	
Machinery	50604050 01	-	-	-	-	-	-	-	-	-	-	-	-	-	-	-	-	-
Office Equipment	50604050 02	674,000.00	973,901.80	1,647,901.80	465,840.00	352,220.00	(44,158.20)	-	773,901.80	-	525,840.00	248,061.80	-	773,901.80	874,000.00	-	-	
Information and Communication Technology Equipment	50604050 03	153,966.69	300,000.00	453,966.69	153,966.69	-	176,000.00	-	329,966.69	153,966.69	-	176,000.00	-	329,966.69	124,000.00	-	-	
Other Machinery and Equipment	50604050 99	49,000.00	-	49,000.00	-	20,000.00	-	-	20,000.00	-	-	14,800.00	-	14,800.00	29,000.00	-	5,200.00	
Furniture, Fixtures and Books Outlay	50604070 00	1,079,100.00	(100,000.00)	979,100.00	149,100.00	-	-	-	149,100.00	149,100.00	-	-	-	149,100.00	830,000.00	-	-	
Furniture and Fixtures	50604070 01	1,079,100.00	(100,000.00)	979,100.00	149,100.00	-	-	-	149,100.00	149,100.00	-	-	-	149,100.00	830,000.00	-	-	
Other Property Plant and Equipment Outlay	50604090 00	23,000.00	47,710.00	70,710.00	23,000.00	-	47,710.00	-	70,710.00	23,000.00	-	47,710.00	-	70,710.00	-	-	-	
Work/Zoo Animals	50604090 01	-	-	-	-	-	-	-	-	-	-	-	-	-	-	-	-	-
Other Property, Plant and Equipment	50604090 99	23,000.00	47,710.00	70,710.00	23,000.00	-	47,710.00	-	70,710.00	23,000.00	-	47,710.00	-	70,710.00	-	-	-	
<b>Biological Assets Outlay</b>	50605000 00	-	-	-	-	-	-	-	-	-	-	-	-	-	-	-	-	-
Bearer Biological Assets Outlay	50605010 00	-	-	-	-	-	-	-	-	-	-	-	-	-	-	-	-	-
Breeding Stocks	50605010 01	-	-	-	-	-	-	-	-	-	-	-	-	-	-	-	-	-
Livestock	50605010 02	-	-	-	-	-	-	-	-	-	-	-	-	-	-	-	-	-
Trees, Plants and Crops	50605010 03	-	-	-	-	-	-	-	-	-	-	-	-	-	-	-	-	-
Aquaculture	50605010 04	-	-	-	-	-	-	-	-	-	-	-	-	-	-	-	-	-
Other Bearer Biological Assets	50605010 99	-	-	-	-	-	-	-	-	-	-	-	-	-	-	-	-	-
<b>Intangible Assets Outlay</b>	50606000 00	-	-	-	-	-	-	-	-	-	-	-	-	-	-	-	-	-
Patents/Copyrights	50606010 00	-	-	-	-	-	-	-	-	-	-	-	-	-	-	-	-	-
Computer Software	50606020 00	-	-	-	-	-	-	-	-	-	-	-	-	-	-	-	-	-
Other Intangible Assets	50606990 00	-	-	-	-	-	-	-	-	-	-	-	-	-	-	-	-	-
<b>GRAND TOTAL</b>		<b>22,412,435.09</b>	<b>10,970,748.06</b>	<b>33,383,183.15</b>	<b>6,914,578.82</b>	<b>6,715,813.63</b>	<b>6,962,330.03</b>	<b>-</b>	<b>20,592,722.48</b>	<b>4,430,987.16</b>	<b>5,452,771.29</b>	<b>7,096,334.52</b>	<b>-</b>	<b>16,980,092.97</b>	<b>12,790,460.67</b>	<b>-</b>	<b>3,612,629.51</b>	

Certified Correct:  <b>LEONILA D. CAIZ</b> Budget Officer	Certified Correct:  <b>JOAN E. SINGSON</b> Chief Accountant	Approved By:  <b>ENGR. REMELYN R. RECOTER, MNSA, CESO III</b> OIC-Director IV
Date:	Date:	Date:


**MONTHLY REPORT OF DISBURSEMENTS**  
FOR THE MONTH OF SEPTEMBER 2022


Department : Department of Agriculture  
 Agency : Office of the Secretary  
 Operating Unit : Agricultural Training Institute  
 Organization Code (UACS) : 050010200001  
 Fund Cluster : 01 - Regular Agency Fund

PARTICULARS	Current Year Budget (Current Appropriations)					Prior Year's Budget										TOTAL	SUB-TOTAL	TRUST LIABILITIES				Grand Total					Remarks		
	PS	MOOE	FINEX	CO	TOTAL	Prior Year's Accounts Payable (PYO)					Current Year's Accounts Payable (Continuing Appr)							PS	MOOE	CO	TOTAL	PS	MOOE	FINEX	CO	TOTAL			
						PS	MOOE	FINEX	CO	SUB-TOTAL	PS	MOOE	FINEX	CO	SUB-TOTAL														
1	2	3	4	5	6=(2+3+4+5)	7	8	9	10	11=(7+8+9+10)	12	13	14	15	16=(12+13+14+15)	17=(11+16)	18=(6+17)	19	20	21	22=(19+20+21)	23	24	25	26	27=(23+24+25+26)	28		
<b>CASH DISBURSEMENTS</b>																													
MDS Disbursements	32,044,051.78	309,662,090.09	0.00	19,365,512.58	361,071,654.45	0.00	6,588,879.00	0.00	1,236,122.24	7,825,001.24	0.00	935,660.39	0.00	150,233.05	1,085,893.44	8,910,894.68	369,982,549.13	0.00	0.00	0.00	0.00	32,044,051.78	317,186,629.48	0.00	20,751,867.87	369,982,549.13			
Notice of Cash Allocation (NCA)	32,044,051.78	309,662,090.09	0.00	19,365,512.58	361,071,654.45	0.00	6,588,879.00	0.00	1,236,122.24	7,825,001.24	0.00	935,660.39	0.00	150,233.05	1,085,893.44	8,910,894.68	369,982,549.13	0.00	0.00	0.00	0.00	32,044,051.78	317,186,629.48	0.00	20,751,867.87	369,982,549.13			
MDS Check Issued	16,519,397.60	153,198,091.18		7,194,717.98	176,912,206.76		783,964.11			783,964.11		505,892.62		150,233.05	656,125.67	1,440,089.78	178,352,296.54	0.00	0.00	0.00	0.00	16,519,397.60	154,487,947.91	0.00	7,344,951.03	178,352,296.54			
Advise to Debit Account	15,524,654.18	156,463,998.91		12,170,794.60	184,159,447.69		5,804,914.89		1,236,122.24	7,041,037.13		429,767.77			429,767.77	7,470,804.90	191,630,252.59	0.00	0.00	0.00	0.00	15,524,654.18	162,698,681.57	0.00	13,406,916.84	191,630,252.59			
Notice of Transfer Allocation (NTA)	0.00	0.00	0.00	0.00	0.00	0.00	0.00	0.00	0.00	0.00	0.00	0.00	0.00	0.00	0.00	0.00	0.00	0.00	0.00	0.00	0.00	0.00	0.00	0.00	0.00	0.00	0.00		
MDS Check Issued																													
Advise to Debit Account																													
Working Fund for FAP's																													
Cash Disbursement Ceiling (CDC)																													
<b>TOTAL CASH DISBURSEMENTS</b>	<b>32,044,051.78</b>	<b>309,662,090.09</b>	<b>0.00</b>	<b>19,365,512.58</b>	<b>361,071,654.45</b>	<b>0.00</b>	<b>6,588,879.00</b>	<b>0.00</b>	<b>1,236,122.24</b>	<b>7,825,001.24</b>	<b>0.00</b>	<b>935,660.39</b>	<b>0.00</b>	<b>150,233.05</b>	<b>1,085,893.44</b>	<b>8,910,894.68</b>	<b>369,982,549.13</b>	<b>0.00</b>	<b>0.00</b>	<b>0.00</b>	<b>0.00</b>	<b>32,044,051.78</b>	<b>317,186,629.48</b>	<b>0.00</b>	<b>20,751,867.87</b>	<b>369,982,549.13</b>			
<b>NON-CASH DISBURSEMENTS</b>																													
Tax Remittance Advice (TRA)	1,146,979.63	6,548,500.76	0.00	1,137,236.82	8,832,717.21	0.00	31,108.64	0.00	29,499.86	60,608.50	0.00	15,048.76	0.00	6,550.71	21,599.47	82,207.97	8,914,925.18	0.00	0.00	0.00	0.00	1,146,979.63	6,594,658.16	0.00	1,173,287.39	8,914,925.18			
Non-Cash Availment Authority (NCAA)																													
Disbursements effected through outright deductions from claims	0.00	0.00	0.00	0.00	0.00	0.00	0.00	0.00	0.00	0.00	0.00	0.00	0.00	0.00	0.00	0.00	0.00	0.00	0.00	0.00	0.00	0.00	0.00	0.00	0.00	0.00	0.00	0.00	
Overpayment of expenses (e.g. personal benefits)																													
Restitution for loss of government property																													
Liquidated Damages																													
Disallowance																													
and other similar items (please specify...)																													
and other similar items (please specify...)																													
and other similar items (please specify...)																													
Others	0.00	0.00	0.00	0.00	0.00	0.00	0.00	0.00	0.00	0.00	0.00	0.00	0.00	0.00	0.00	0.00	0.00	0.00	0.00	0.00	0.00	0.00	0.00	0.00	0.00	0.00	0.00	0.00	
TEF																													
BTR Doc Stamp Tax																													
and other similar items (please specify...)																													
and other similar items (please specify...)																													
and other similar items (please specify...)																													
<b>TOTAL NON-CASH DISBURSEMENTS</b>	<b>1,146,979.63</b>	<b>6,548,500.76</b>	<b>0.00</b>	<b>1,137,236.82</b>	<b>8,832,717.21</b>	<b>0.00</b>	<b>31,108.64</b>	<b>0.00</b>	<b>29,499.86</b>	<b>60,608.50</b>	<b>0.00</b>	<b>15,048.76</b>	<b>0.00</b>	<b>6,550.71</b>	<b>21,599.47</b>	<b>82,207.97</b>	<b>8,914,925.18</b>	<b>0.00</b>	<b>0.00</b>	<b>0.00</b>	<b>0.00</b>	<b>1,146,979.63</b>	<b>6,594,658.16</b>	<b>0.00</b>	<b>1,173,287.39</b>	<b>8,914,925.18</b>			
<b>GRAND TOTAL</b>	<b>33,191,031.41</b>	<b>316,210,590.85</b>	<b>0.00</b>	<b>20,502,749.40</b>	<b>369,904,371.66</b>	<b>0.00</b>	<b>6,619,987.64</b>	<b>0.00</b>	<b>1,265,622.10</b>	<b>7,885,609.74</b>	<b>0.00</b>	<b>950,709.15</b>	<b>0.00</b>	<b>156,783.76</b>	<b>1,107,492.91</b>	<b>8,993,102.65</b>	<b>378,897,474.31</b>	<b>0.00</b>	<b>0.00</b>	<b>0.00</b>	<b>0.00</b>	<b>33,191,031.41</b>	<b>323,781,287.64</b>	<b>0.00</b>	<b>21,925,155.26</b>	<b>378,897,474.31</b>			

**SUMMARY:**

	Carry Over Balance from Previous Year	Previous Report	This Month	As at Date
<b>Total Disbursement Authorities Received</b>				
NCA		1,011,163,678.00	146,980,000.00	1,158,143,678.00
NTA	0.00	0.00	0.00	0.00
Add: Notice of Transfer of Allocations (NTA) Received		0.00	0.00	0.00
Less: Notice of Transfer of Allocations (NTA) Issued		0.00	0.00	0.00
Working Fund	0.00	0.00	0.00	0.00
Released by DBM		0.00	0.00	0.00
Add: LP/GP Received from CO/PSO (with ASA)		0.00	0.00	0.00
Less: LP/GP Issued by CO/PSO (with ASA)		0.00	0.00	0.00
Add: LP/GP Received from CO/PSO (without ASA)		0.00	0.00	0.00
Less: LP/GP Issued by CO/PSO (without ASA)		0.00	0.00	0.00
TRA		31,478,955.66	8,914,925.18	40,393,880.84
CDC		0.00	0.00	0.00
NCAA		0.00	0.00	0.00
<b>Total Disbursement Authorities Available</b>	<b>0.00</b>	<b>1,042,642,633.66</b>	<b>155,894,925.18</b>	<b>1,198,537,558.84</b>
<b>Less:</b>				
Lapsed NCA		376.02	1,413,183.85	1,413,559.87
Disbursements**		817,926,094.89	378,897,474.31	1,196,823,569.20
<b>Less: Other Non-Cash Disbursements</b>	<b>0.00</b>	<b>0.00</b>	<b>0.00</b>	<b>0.00</b>
Disbursements effected through outright deductions from claims		0.00	0.00	0.00
Overpayment of expenses (e.g. personal benefits)		0.00	0.00	0.00
Restitution for loss of government property		0.00	0.00	0.00
Liquidated Damages		0.00	0.00	0.00
Disallowance		0.00	0.00	0.00
and other similar items (please specify...)		0.00	0.00	0.00
and other similar items (please specify...)		0.00	0.00	0.00
and other similar items (please specify...)		0.00	0.00	0.00
Add/Less: Adjustments	0.00	(300,429.77)	0.00	(300,429.77)
Adjustments on MDS Accounts	0.00	(300,429.77)	0.00	(300,429.77)
Less: Adjustments (e.g. cancelled/stale checks)		300,429.77	0.00	300,429.77
Replacement of Cancelled Checks/LDDAP-ADA		152,075.75	152,075.75	152,075.75
please specify...		148,354.02	0.00	148,354.02
please specify...		0.00	0.00	0.00
Add: Adjustments (e.g. cancelled check/staled checks)	0.00	0.00	0.00	0.00
Cancelled Checks/LDDAP-ADA		0.00	0.00	0.00
Staled Checks		0.00	0.00	0.00
please specify...		0.00	0.00	0.00
Adjustments on Current Accounts	0.00	0.00	0.00	0.00
Less: Adjustments (e.g. cancelled/stale checks)		0.00	0.00	0.00
Replacement of Cancelled Checks		0.00	0.00	0.00
please specify...		0.00	0.00	0.00
please specify...		0.00	0.00	0.00
Add: Adjustments (e.g. cancelled check/staled checks)	0.00	0.00	0.00	0.00
Cancelled Checks		0.00	0.00	0.00
Staled Checks		0.00	0.00	0.00
please specify...		0.00	0.00	0.00
<b>Balance of Disbursement Authorities as at date</b>	<b>0.00</b>	<b>224,415,732.98</b>	<b>(224,415,732.98)</b>	<b>(0.00)</b>

Prepared by:  
  
 JOAN E. SINGSON  
 Chief Accountant  
 Date:

Approved by:  
  
 ENGR. REYMONDO R. RECOTER, MNSA, CESO III  
 OIC, Director I  
 Date:



**MONTHLY REPORT OF DISBURSEMENTS**  
FOR THE MONTH OF JULY 2022

Department : Department of Agriculture  
 Agency : Office of the Secretary  
 Operating Unit : Agricultural Training Institute  
 Organization Code (UACS) : 050010200001  
 Fund Cluster : 01 - Regular Agency Fund

PARTICULARS	Current Year Budget (Current Appropriations)					Prior Year's Budget					Current Year's Accounts Payable (Continuing Apprs)					TOTAL	SUB-TOTAL	TRUST LIABILITIES				Grand Total					Remarks	
	PS	MOOE	FINEX	CO	TOTAL	PS	MOOE	FINEX	CO	SUB-TOTAL	PS	MOOE	FINEX	CO	SUB-TOTAL			PS	MOOE	CO	TOTAL	PS	MOOE	FINEX	CO	TOTAL		
	2	3	4	5	6=(2+3+4+5)	7	8	9	10	11=(7+8+9+10)	12	13	14	15	16=(12+13+14+15)			17=(11+16)	18=(6+17)	19	20	21	22=(19+20+21)	23	24	25		26
<b>CASH DISBURSEMENTS</b>																												
MDS Disbursements	17,882,956.99	38,649,206.66	0.00	1,447,273.47	57,979,437.12	0.00	934,010.02	0.00	4,206,279.33	5,140,289.35	0.00	543,281.25	0.00	143,293.29	686,574.54	5,826,863.89	63,806,301.01	0.00	0.00	0.00	0.00	17,882,956.99	40,126,497.93	0.00	5,796,846.09	63,806,301.01		
Notice of Cash Allocation (NCA)	17,882,956.99	38,649,206.66	0.00	1,447,273.47	57,979,437.12	0.00	934,010.02	0.00	4,206,279.33	5,140,289.35	0.00	543,281.25	0.00	143,293.29	686,574.54	5,826,863.89	63,806,301.01	0.00	0.00	0.00	0.00	17,882,956.99	40,126,497.93	0.00	5,796,846.09	63,806,301.01		
MDS Check Issued	6,440,828.87	11,768,167.83			18,208,996.70				106,722.00	362,397.48				143,293.29	505,690.77	18,714,687.47	0.00				6,440,828.87	12,023,843.31	0.00	250,015.29	18,714,687.47			
Advise to Debit Account	11,442,128.12	26,881,038.83			39,770,440.42				4,099,557.33	4,777,891.87					543,281.25	5,321,173.12	45,091,613.54	0.00			0.00	11,442,128.12	28,102,654.62	0.00	5,546,830.80	45,091,613.54		
Notice of Transfer Allocation (NTA)	0.00	0.00	0.00	0.00	0.00	0.00	0.00	0.00	0.00	0.00	0.00	0.00	0.00	0.00	0.00	0.00	0.00	0.00	0.00	0.00	0.00	0.00	0.00	0.00	0.00	0.00	0.00	
MDS Check Issued																												
Advise to Debit Account																												
Working Fund for FAPs																												
Cash Disbursement Ceiling (CDC)																												
<b>TOTAL CASH DISBURSEMENTS</b>	17,882,956.99	38,649,206.66	0.00	1,447,273.47	57,979,437.12	0.00	934,010.02	0.00	4,206,279.33	5,140,289.35	0.00	543,281.25	0.00	143,293.29	686,574.54	5,826,863.89	63,806,301.01	0.00	0.00	0.00	0.00	17,882,956.99	40,126,497.93	0.00	5,796,846.09	63,806,301.01		
<b>NON-CASH DISBURSEMENTS</b>																												
Tax Remittance Advice (TRA)	1,150,960.30	1,277,816.30		53,135.78	2,481,912.38		35,952.31		2,178.00	38,130.31		36,218.75		9,552.88	45,771.63	83,901.94	2,565,814.32				0.00	1,150,960.30	1,349,987.36	0.00	64,866.66	2,565,814.32		
Non-Cash Availment Authority (NCAA)																												
Disbursements effected through outright deductions from claims	0.00	0.00	0.00	0.00	0.00	0.00	0.00	0.00	0.00	0.00	0.00	0.00	0.00	0.00	0.00	0.00	0.00	0.00	0.00	0.00	0.00	0.00	0.00	0.00	0.00	0.00	0.00	0.00
Overpayment of expenses (e.g. personal benefits)																												
Restitution for loss of government property																												
Liquidated Damages																												
Disallowance																												
and other similar items (please specify...)																												
and other similar items (please specify...)																												
and other similar items (please specify...)																												
Others	0.00	0.00	0.00	0.00	0.00	0.00	0.00	0.00	0.00	0.00	0.00	0.00	0.00	0.00	0.00	0.00	0.00	0.00	0.00	0.00	0.00	0.00	0.00	0.00	0.00	0.00	0.00	
TEF																												
BTr Doc Stamp Tax																												
and other similar items (please specify...)																												
and other similar items (please specify...)																												
and other similar items (please specify...)																												
<b>TOTAL NON-CASH DISBURSEMENTS</b>	1,150,960.30	1,277,816.30	0.00	53,135.78	2,481,912.38	0.00	35,952.31	0.00	2,178.00	38,130.31	0.00	36,218.75	0.00	9,552.88	45,771.63	83,901.94	2,565,814.32	0.00	0.00	0.00	0.00	1,150,960.30	1,349,987.36	0.00	64,866.66	2,565,814.32		
<b>GRAND TOTAL</b>	19,033,917.29	39,927,022.96	0.00	1,500,409.25	60,461,349.50	0.00	969,962.33	0.00	4,208,457.33	5,178,419.66	0.00	579,500.00	0.00	152,846.17	732,346.17	5,910,765.83	66,372,115.33	0.00	0.00	0.00	0.00	19,033,917.29	41,476,485.29	0.00	5,861,712.75	66,372,115.33		

SUMMARY:

	Carry Over Balance from Previous Year	Previous Report	This Month	As at Date
<b>Total Disbursement Authorities Received</b>				
NCA		615,558,678.00	242,634,000.00	858,192,678.00
NTA	0.00	0.00	0.00	0.00
Add: Notice of Transfer of Allocations (NTA) Received		0.00	0.00	0.00
Less: Notice of Transfer of Allocations (NTA) Issued		0.00	0.00	0.00
Working Fund	0.00	0.00	0.00	0.00
Released by DBM		0.00	0.00	0.00
Add: LP/GP Received from CO/PSO (with ASA)		0.00	0.00	0.00
Less: LP/GP Issued by CO/PSO (with ASA)		0.00	0.00	0.00
Add: LP/GP Received from CO/PSO (without ASA)		0.00	0.00	0.00
Less: LP/GP Issued by CO/PSO (without ASA)		0.00	0.00	0.00
TRA		24,954,171.81	2,565,814.32	27,519,986.13
CDC		0.00	0.00	0.00
NCAA		0.00	0.00	0.00
<b>Total Disbursement Authorities Available</b>	0.00	640,512,849.81	245,199,814.32	885,712,664.13
<b>Less:</b>				
Lapsed NCA		376.02	0.00	376.02
Disbursements**		640,212,044.02	66,372,115.33	706,584,159.35
<b>Less: Other Non-Cash Disbursements</b>	0.00	0.00	0.00	0.00
Disbursements effected through outright deductions from claims	0.00	0.00	0.00	0.00
Overpayment of expenses (e.g. personal benefits)		0.00	0.00	0.00
Restitution for loss of government property		0.00	0.00	0.00
Liquidated Damages		0.00	0.00	0.00
Disallowance		0.00	0.00	0.00
and other similar items (please specify...)		0.00	0.00	0.00
and other similar items (please specify...)		0.00	0.00	0.00
and other similar items (please specify...)		0.00	0.00	0.00
<b>Add/Less: Adjustments</b>	0.00	(300,429.77)	0.00	(300,429.77)
<b>Adjustments on MDS Accounts</b>	0.00	(300,429.77)	0.00	(300,429.77)
Less: Adjustments (e.g. cancelled/stale checks)		300,429.77	0.00	300,429.77
Replacement of Cancelled Checks/LDDAP-ADA		152,075.75	152,075.75	152,075.75
please specify...		148,354.02	148,354.02	148,354.02
please specify...		0.00	0.00	0.00
Add: Adjustments (e.g. cancelled check/staled checks)		0.00	0.00	0.00
Cancelled Checks/LDDAP-ADA		0.00	0.00	0.00
Staled Checks		0.00	0.00	0.00
please specify...		0.00	0.00	0.00
<b>Adjustments on Current Accounts</b>	0.00	0.00	0.00	0.00
Less: Adjustments (e.g. cancelled/stale checks)		0.00	0.00	0.00
Replacement of Cancelled Checks		0.00	0.00	0.00
please specify...		0.00	0.00	0.00
please specify...		0.00	0.00	0.00
Add: Adjustments (e.g. cancelled check/staled checks)		0.00	0.00	0.00
Cancelled Checks		0.00	0.00	0.00
Staled Checks		0.00	0.00	0.00
please specify...		0.00	0.00	0.00
<b>Balance of Disbursement Authorities as at date</b>	0.00	(0.00)	178,827,698.99	178,827,698.99

Prepared by:

JOAN E. SINGSON  
Chief Accountant  
Date:

Approved by:

ENGR. REMELYN R. RECOTER, MNSA, CESO III  
OIG Director (I)  
Date:

**MONTHLY REPORT OF DISBURSEMENTS**  
FOR THE MONTH OF SEPTEMBER 2022

Department : Department of Agriculture  
 Agency : Office of the Secretary  
 Operating Unit : Agricultural Training Institute  
 Organization Code (UACS) : 050010200001  
 Fund Cluster : 03 - Rice Competitiveness Enhancement Fund

PARTICULARS	Current Year Budget (Current Appropriations)					Prior Year's Budget										TOTAL	SUB-TOTAL	TRUST LIABILITIES				Grand Total					Remarks	
	PS	MOOE	FINEX	CO	TOTAL	Prior Year's Accounts Payable (PYO)					Current Year's Accounts Payable (Continuing Appro)							PS	MOOE	CO	TOTAL	PS	MOOE	FINEX	CO	TOTAL		
						PS	MOOE	FINEX	CO	SUB-TOTAL	PS	MOOE	FINEX	CO	SUB-TOTAL													PS
1	2	3	4	5	6=(2+3+4+5)	7	8	9	10	11=(7+8+9+10)	12	13	14	15	16=(12+13+14+15)	17=(11+16)	18=(6+17)	19	20	21	22=(19+20+21)	23	24	25	26	27=(23+24+25+26)	28	
<b>CASH DISBURSEMENTS</b>																												
MDS Disbursements	0.00	24,430,120.89	0.00	0.00	24,430,120.89	0.00	43,706.08	0.00	0.00	43,706.08	0.00	0.00	0.00	0.00	0.00	43,706.08	24,473,826.97	0.00	0.00	0.00	0.00	0.00	24,473,826.97	0.00	0.00	0.00	24,473,826.97	
Notice of Cash Allocation (NCA)	0.00	24,430,120.89	0.00	0.00	24,430,120.89	0.00	43,706.08	0.00	0.00	43,706.08	0.00	0.00	0.00	0.00	0.00	43,706.08	24,473,826.97	0.00	0.00	0.00	0.00	0.00	24,473,826.97	0.00	0.00	0.00	24,473,826.97	
MDS Check Issued		11,433,634.65			11,433,634.65					0.00					0.00	0.00	11,433,634.65					0.00	11,433,634.65				11,433,634.65	
Advise to Debit Account		12,996,486.24			12,996,486.24		43,706.08			43,706.08					0.00	43,706.08	13,040,192.32					0.00	13,040,192.32				13,040,192.32	
Notice of Transfer Allocation (NTA)	0.00	0.00	0.00	0.00	0.00	0.00	0.00	0.00	0.00	0.00	0.00	0.00	0.00	0.00	0.00	0.00	0.00	0.00	0.00	0.00	0.00	0.00	0.00	0.00	0.00	0.00	0.00	
MDS Check Issued					0.00					0.00					0.00	0.00	0.00					0.00	0.00				0.00	
Advise to Debit Account					0.00					0.00					0.00	0.00	0.00					0.00	0.00				0.00	
Working Fund for FAPs					0.00					0.00					0.00	0.00	0.00					0.00	0.00				0.00	
Cash Disbursement Ceiling (CDC)					0.00					0.00					0.00	0.00	0.00					0.00	0.00				0.00	
<b>TOTAL CASH DISBURSEMENTS</b>	0.00	24,430,120.89	0.00	0.00	24,430,120.89	0.00	43,706.08	0.00	0.00	43,706.08	0.00	0.00	0.00	0.00	0.00	43,706.08	24,473,826.97	0.00	0.00	0.00	0.00	0.00	24,473,826.97	0.00	0.00	0.00	24,473,826.97	
<b>NON-CASH DISBURSEMENTS</b>																												
Tax Remittance Advice (TRA)		742,901.88			742,901.88		2,473.92			2,473.92					0.00	2,473.92	745,375.80					0.00	745,375.80				745,375.80	
Non-Cash Availment Authority (NCAA)					0.00					0.00					0.00	0.00	0.00					0.00	0.00				0.00	
Disbursements effected through outright deductions from claims	0.00	0.00	0.00	0.00	0.00	0.00	0.00	0.00	0.00	0.00	0.00	0.00	0.00	0.00	0.00	0.00	0.00	0.00	0.00	0.00	0.00	0.00	0.00	0.00	0.00	0.00	0.00	
Overpayment of expenses (e.g. personal benefits)					0.00					0.00					0.00	0.00	0.00					0.00	0.00				0.00	
Restitution for loss of government property					0.00					0.00					0.00	0.00	0.00					0.00	0.00				0.00	
Liquidated Damages					0.00					0.00					0.00	0.00	0.00					0.00	0.00				0.00	
Disallowance					0.00					0.00					0.00	0.00	0.00					0.00	0.00				0.00	
and other similar items (please specify...)					0.00					0.00					0.00	0.00	0.00					0.00	0.00				0.00	
and other similar items (please specify...)					0.00					0.00					0.00	0.00	0.00					0.00	0.00				0.00	
and other similar items (please specify...)					0.00					0.00					0.00	0.00	0.00					0.00	0.00				0.00	
Others	0.00	0.00	0.00	0.00	0.00	0.00	0.00	0.00	0.00	0.00	0.00	0.00	0.00	0.00	0.00	0.00	0.00	0.00	0.00	0.00	0.00	0.00	0.00	0.00	0.00	0.00	0.00	
TEF					0.00					0.00					0.00	0.00	0.00					0.00	0.00				0.00	
BTR Doc Stamp Tax					0.00					0.00					0.00	0.00	0.00					0.00	0.00				0.00	
and other similar items (please specify...)					0.00					0.00					0.00	0.00	0.00					0.00	0.00				0.00	
and other similar items (please specify...)					0.00					0.00					0.00	0.00	0.00					0.00	0.00				0.00	
and other similar items (please specify...)					0.00					0.00					0.00	0.00	0.00					0.00	0.00				0.00	
<b>TOTAL NON-CASH DISBURSEMENTS</b>	0.00	742,901.88	0.00	0.00	742,901.88	0.00	2,473.92	0.00	0.00	2,473.92	0.00	0.00	0.00	0.00	0.00	2,473.92	745,375.80	0.00	0.00	0.00	0.00	0.00	745,375.80	0.00	0.00	0.00	745,375.80	
<b>GRAND TOTAL</b>	0.00	25,173,022.77	0.00	0.00	25,173,022.77	0.00	46,180.00	0.00	0.00	46,180.00	0.00	0.00	0.00	0.00	0.00	46,180.00	25,219,202.77	0.00	0.00	0.00	0.00	0.00	25,219,202.77	0.00	0.00	0.00	25,219,202.77	

**SUMMARY:**

	Carry Over Balance from Previous Year	Previous Report	This Month	As at Date
<b>Total Disbursement Authorities Received</b>				
NCA		63,541,897.00	8,920,000.00	72,461,897.00
NTA	0.00	0.00	0.00	0.00
Add: Notice of Transfer of Allocations (NTA) Received		0.00	0.00	0.00
Less: Notice of Transfer of Allocations (NTA) Issued		0.00	0.00	0.00
Working Fund	0.00	0.00	0.00	0.00
Released by DBM		0.00	0.00	0.00
Add: LP/GP Received from CO/PSO (with ASA)		0.00	0.00	0.00
Less: LP/GP Issued by CO/PSO (with ASA)		0.00	0.00	0.00
Add: LP/GP Received from CO/PSO (without ASA)		0.00	0.00	0.00
Less: LP/GP Issued by CO/PSO (without ASA)		0.00	0.00	0.00
TRA		1,548,311.27	745,375.80	2,293,687.07
CDC		0.00	0.00	0.00
NCAA		0.00	0.00	0.00
<b>Total Disbursement Authorities Available</b>	0.00	65,090,208.27	9,665,375.80	74,755,584.07
<b>Less:</b>				
Lapsed NCA		287,142.68	502,528.03	789,670.71
Disbursements**		48,596,710.59	25,219,202.77	73,815,913.36
<b>Less: Other Non-Cash Disbursements</b>	0.00	0.00	0.00	0.00
Disbursements effected through outright deductions from claims	0.00	0.00	0.00	0.00
Overpayment of expenses (e.g. personal benefits)		0.00	0.00	0.00
Restitution for loss of government property		0.00	0.00	0.00
Liquidated Damages		0.00	0.00	0.00
Disallowance		0.00	0.00	0.00
and other similar items (please specify...)		0.00	0.00	0.00
and other similar items (please specify...)		0.00	0.00	0.00
and other similar items (please specify...)		0.00	0.00	0.00
<b>Add/Less: Adjustments</b>	0.00	(150,000.00)	0.00	(150,000.00)
<b>Adjustments on MDS Accounts</b>	0.00	(150,000.00)	0.00	(150,000.00)
Less: Adjustments (e.g. cancelled/stale checks)	0.00	150,000.00	0.00	150,000.00
Replacement of Cancelled Checks/LDDAP-ADA		150,000.00	0.00	150,000.00
please specify...		0.00	0.00	0.00
please specify...		0.00	0.00	0.00
Add: Adjustments (e.g. cancelled check/staled checks)	0.00	0.00	0.00	0.00
Cancelled Checks/LDDAP-ADA		0.00	0.00	0.00
Staled Checks		0.00	0.00	0.00
please specify...		0.00	0.00	0.00
<b>Adjustments on Current Accounts</b>	0.00	0.00	0.00	0.00
Less: Adjustments (e.g. cancelled/stale checks)	0.00	0.00	0.00	0.00
Replacement of Cancelled Checks		0.00	0.00	0.00
please specify...		0.00	0.00	0.00
please specify...		0.00	0.00	0.00
Add: Adjustments (e.g. cancelled check/staled checks)	0.00	0.00	0.00	0.00
Cancelled Checks		0.00	0.00	0.00
Staled Checks		0.00	0.00	0.00
please specify...		0.00	0.00	0.00
<b>Balance of Disbursement Authorities as at date</b>	0.00	16,056,355.00	(16,056,355.00)	0.00

Prepared by:

JOAN E. SINGSON  
Chief Accountant

Date:

Approved by:

ENGR. REMMYN R. RECOTER, MNSA, CESO III  
OIC-Director IV

Date:

**MONTHLY REPORT OF DISBURSEMENTS**  
FOR THE MONTH OF AUGUST 2022

Department : Department of Agriculture  
 Agency : Office of the Secretary  
 Operating Unit : Agricultural Training Institute  
 Organization Code (UACS) : 050010200001  
 Fund Cluster : 03 - Rice Competitiveness Enhancement Fund

PARTICULARS	Current Year Budget (Current Appropriations)					Prior Year's Budget										TOTAL	SUB-TOTAL	TRUST LIABILITIES				Grand Total					Remarks	
	PS	MOOE	FINEX	CO	TOTAL	Prior Year's Accounts Payable (PYO)					Current Year's Accounts Payable (Continuing Appr)							PS	MOOE	CO	TOTAL	PS	MOOE	FINEX	CO	TOTAL		
						PS	MOOE	FINEX	CO	SUB-TOTAL	PS	MOOE	FINEX	CO	SUB-TOTAL													17=(11+16)
1	2	3	4	5	6=(2+3+4+5)	7	8	9	10	11=(7+8+9+10)	12	13	14	15	16=(12+13+14+15)	17	18	19	20	21	22	23	24	25	26	27	28	
<b>CASH DISBURSEMENTS</b>																												
MDS Disbursements	0.00	6,897,214.68	0.00	0.00	6,897,214.68	0.00	20,514.00	0.00	0.00	20,514.00	0.00	0.00	0.00	0.00	0.00	20,514.00	6,917,728.68	0.00	0.00	0.00	0.00	0.00	0.00	0.00	0.00	0.00	0.00	6,917,728.68
Notice of Cash Allocation (NCA)	0.00	6,897,214.68	0.00	0.00	6,897,214.68	0.00	20,514.00	0.00	0.00	20,514.00	0.00	0.00	0.00	0.00	0.00	20,514.00	6,917,728.68	0.00	0.00	0.00	0.00	0.00	0.00	0.00	0.00	0.00	0.00	6,917,728.68
MDS Check Issued		3,060,865.98			3,060,865.98		8,700.00			8,700.00						8,700.00	3,069,565.98											3,069,565.98
Advise to Debit Account		3,836,348.70			3,836,348.70		11,814.00			11,814.00						11,814.00	3,848,162.70											3,848,162.70
Notice of Transfer Allocation (NTA)	0.00	0.00	0.00	0.00	0.00	0.00	0.00	0.00	0.00	0.00	0.00	0.00	0.00	0.00	0.00	0.00	0.00	0.00	0.00	0.00	0.00	0.00	0.00	0.00	0.00	0.00	0.00	0.00
MDS Check Issued																0.00	0.00	0.00	0.00	0.00	0.00	0.00	0.00	0.00	0.00	0.00	0.00	0.00
Advise to Debit Account																0.00	0.00	0.00	0.00	0.00	0.00	0.00	0.00	0.00	0.00	0.00	0.00	0.00
Working Fund for FAPs																0.00	0.00	0.00	0.00	0.00	0.00	0.00	0.00	0.00	0.00	0.00	0.00	0.00
Cash Disbursement Ceiling (CDC)																0.00	0.00	0.00	0.00	0.00	0.00	0.00	0.00	0.00	0.00	0.00	0.00	0.00
<b>TOTAL CASH DISBURSEMENTS</b>	0.00	6,897,214.68	0.00	0.00	6,897,214.68	0.00	20,514.00	0.00	0.00	20,514.00	0.00	0.00	0.00	0.00	0.00	20,514.00	6,917,728.68	0.00	0.00	0.00	0.00	0.00	0.00	0.00	0.00	0.00	0.00	6,917,728.68
<b>NON-CASH DISBURSEMENTS</b>																												
Tax Remittance Advice (TRA)		210,769.88			210,769.88		787.60			787.60						787.60	211,557.48											211,557.48
Non-Cash Availment Authority (NCAA)																0.00	0.00	0.00	0.00	0.00	0.00	0.00	0.00	0.00	0.00	0.00	0.00	0.00
Disbursements effected through outright deductions from claims	0.00	0.00	0.00	0.00	0.00	0.00	0.00	0.00	0.00	0.00	0.00	0.00	0.00	0.00	0.00	0.00	0.00	0.00	0.00	0.00	0.00	0.00	0.00	0.00	0.00	0.00	0.00	0.00
Overpayment of expenses (e.g. personal benefits)																0.00	0.00	0.00	0.00	0.00	0.00	0.00	0.00	0.00	0.00	0.00	0.00	0.00
Restitution for loss of government property																0.00	0.00	0.00	0.00	0.00	0.00	0.00	0.00	0.00	0.00	0.00	0.00	0.00
Liquidated Damages																0.00	0.00	0.00	0.00	0.00	0.00	0.00	0.00	0.00	0.00	0.00	0.00	0.00
Disallowance																0.00	0.00	0.00	0.00	0.00	0.00	0.00	0.00	0.00	0.00	0.00	0.00	0.00
and other similar items (please specify...)																0.00	0.00	0.00	0.00	0.00	0.00	0.00	0.00	0.00	0.00	0.00	0.00	0.00
and other similar items (please specify...)																0.00	0.00	0.00	0.00	0.00	0.00	0.00	0.00	0.00	0.00	0.00	0.00	0.00
and other similar items (please specify...)																0.00	0.00	0.00	0.00	0.00	0.00	0.00	0.00	0.00	0.00	0.00	0.00	0.00
Others	0.00	0.00	0.00	0.00	0.00	0.00	0.00	0.00	0.00	0.00	0.00	0.00	0.00	0.00	0.00	0.00	0.00	0.00	0.00	0.00	0.00	0.00	0.00	0.00	0.00	0.00	0.00	0.00
TEF																0.00	0.00	0.00	0.00	0.00	0.00	0.00	0.00	0.00	0.00	0.00	0.00	0.00
BTR Doc Stamp Tax																0.00	0.00	0.00	0.00	0.00	0.00	0.00	0.00	0.00	0.00	0.00	0.00	0.00
and other similar items (please specify...)																0.00	0.00	0.00	0.00	0.00	0.00	0.00	0.00	0.00	0.00	0.00	0.00	0.00
and other similar items (please specify...)																0.00	0.00	0.00	0.00	0.00	0.00	0.00	0.00	0.00	0.00	0.00	0.00	0.00
and other similar items (please specify...)																0.00	0.00	0.00	0.00	0.00	0.00	0.00	0.00	0.00	0.00	0.00	0.00	0.00
<b>TOTAL NON-CASH DISBURSEMENTS</b>	0.00	210,769.88	0.00	0.00	210,769.88	0.00	787.60	0.00	0.00	787.60	0.00	0.00	0.00	0.00	0.00	787.60	211,557.48	0.00	0.00	0.00	0.00	0.00	0.00	0.00	0.00	0.00	0.00	211,557.48
<b>GRAND TOTAL</b>	0.00	7,107,984.56	0.00	0.00	7,107,984.56	0.00	21,301.60	0.00	0.00	21,301.60	0.00	0.00	0.00	0.00	0.00	21,301.60	7,129,286.16	0.00	0.00	0.00	0.00	0.00	0.00	0.00	0.00	0.00	0.00	7,129,286.16

**SUMMARY:**

	Carry Over Balance from Previous Year	Previous Report	This Month	As at Date
<b>Total Disbursement Authorities Received</b>				
NCA		51,975,897.00	11,566,000.00	63,541,897.00
NTA	0.00	0.00	0.00	0.00
Add: Notice of Transfer of Allocations (NTA) Received				
Less: Notice of Transfer of Allocations (NTA) Issued				
Working Fund	0.00	0.00	0.00	0.00
Released by DBM				
Add: LPGP Received from CO/PSO (with ASA)				
Less: LPGP Issued by CO/PSO (with ASA)				
Add: LPGP Received from CO/PSO (without ASA)				
Less: LPGP Issued by CO/PSO (without ASA)				
TRA		1,336,753.79	211,557.48	1,548,311.27
CDC		0.00	0.00	0.00
NCAA		0.00	0.00	0.00
<b>Total Disbursement Authorities Available</b>	0.00	53,312,650.79	11,777,557.48	65,090,208.27
<b>Less:</b>				
Lapsed NCA		287,142.68	0.00	287,142.68
Disbursements**	0.00	41,467,424.43	7,129,286.16	48,596,710.59
<b>Less: Other Non-Cash Disbursements</b>	0.00	0.00	0.00	0.00
Disbursements effected through outright deductions from claims				
Overpayment of expenses (e.g. personal benefits)				
Restitution for loss of government property				
Liquidated Damages				
Disallowance				
and other similar items (please specify...)				
and other similar items (please specify...)				
and other similar items (please specify...)				
<b>Add/Less: Adjustments</b>	0.00	0.00	(150,000.00)	(150,000.00)
<b>Adjustments on MDS Accounts</b>	0.00	0.00	(150,000.00)	(150,000.00)
Less: Adjustments (e.g. cancelled/stale checks)				
Replacement of Cancelled Checks/LDDAP-ADA	0.00	0.00	150,000.00	150,000.00
please specify...				
please specify...				
<b>Add: Adjustments (e.g. cancelled check/stale checks)</b>	0.00	0.00	0.00	0.00
Cancelled Checks/LDDAP-ADA				
Staled Checks				
please specify...				
<b>Adjustments on Current Accounts</b>	0.00	0.00	0.00	0.00
Less: Adjustments (e.g. cancelled/stale checks)				
Replacement of Cancelled Checks				
please specify...				
please specify...				
<b>Add: Adjustments (e.g. cancelled check/stale checks)</b>	0.00	0.00	0.00	0.00
Cancelled Checks				
Staled Checks				
please specify...				
<b>Balance of Disbursement Authorities as at date</b>	0.00	11,558,083.68	4,498,271.32	16,056,355.00

Prepared by:

JOAN E. SINGSON  
 Chief Accountant  
 Date:

Approved by:

ENGR. REMELYN R. RECOTER, MNSA, CESO III  
 OIC-Director IV  
 Date:











QUARTERLY REPORT OF REVENUE AND OTHER RECEIPTS  
As at the Quarter Ending September 30, 2022

Department : DEPARTMENT OF AGRICULTURE  
 Agency : OFFICE OF THE SECRETARY  
 Operating Unit : AGRICULTURAL TRAINING INSTITUTE (ATI)  
 Organization Code (UACS) : 0500102000001  
 Funding Source Code (as clustered) : FUND CLUSTER 01 - REGULAR AGENCY FUND

CLASSIFICATION / SOURCES OF REVENUE AND OTHER RECEIPTS	UACS Code	REVENUE TARGET (Annual)	ACTUAL REVENUE AND OTHER RECEIPTS COLLECTIONS					CUMULATIVE REMITTANCE / DEPOSITS TO DATE			VARIANCE		REMARKS
			1st Quarter	2nd Quarter	3rd Quarter	4th Quarter	TOTAL	Remittance to BTr	Deposited with AGDB	TOTAL	AMOUNT	%	
1	2	3	4	5	6	7	8=(4+5+6+7)	9	10	11=(9+10)	12=(8-3)	13=(12/3)	14
<b>A. Regular Agency Fund (Fund Cluster Code 01)</b>													
<b>A.1. Revenue Collections</b>													
<b>A.1.1 Cash Revenue</b>													
<b>Tax</b>													
Business Income													
Seminar/Training Fees	40202040 00						-			-			
Rent/Lease Income	40202050 00	154,831.49	100,255.90	100,255.90	105,268.71		305,780.51	305,780.51		305,780.51	150,949.02	97%	
Interest on NG Deposits	40202200 01	103,907.19	2,672.57				2,672.57	2,672.57		2,672.57	(101,234.62)	-97%	
Other Business Income	40202990 99	6,721.00					-			-	(6,721.00)	-100%	
<b>Gains</b>													
Gain on Sale of Unserviceable Property	40501130 00	42,832.90			23,500.00		23,500.00	23,500.00		23,500.00	(19,332.90)		
<b>Other Non-Operating Income</b>													
Sale of Assets													
Sale of Garnished/Confiscated/Abandoned/Seized Goods and Property	40601010 00			6,361.44			6,361.44	6,361.44		6,361.44	6,361.44		
Miscellaneous Income													
Proceeds from Insurance/Indemnities	40609010 00						-			-			
Miscellaneous Income (e.g. Liquidated Damages)	40609990 00			25,820.31	6,957.85		32,778.16	32,778.16		32,778.16	32,778.16		
<b>A.1.2 Non-Cash Revenue</b>													
<b>Tax</b>													
<b>Non-Tax</b>													
Collections effected through outright deductions from claims													
Miscellaneous Income (e.g. Liquidated Damages)	40609990 00	581,000.00	5,410.52				5,410.52	5,410.52		5,410.52	(575,589.48)	-99%	
<b>A.2. Non-Revenue Collections/Other Receipts</b>													
<b>A.2.1 Cash Receipts</b>													
<b>Others</b>													
Advances to Disbursing Officer	19901030 00		143,283.23	161,675.31	93,811.03		398,769.57	395,512.99		395,512.99	398,769.57		
Advances to Officers and Employees	19901040 00			82,229.16	10,682.14		92,911.30	92,911.30		92,911.30	92,911.30		
Petty Cash	10101020 00		10,236.00				10,236.00	10,236.00		10,236.00	10,236.00		
Refund of Overpayment													
Salaries and Wages - Regular	50101010 00		2,281.37				2,281.37	2,281.37		2,281.37	2,281.37		
Hazard Pay	50102110 00			60,500.00			60,500.00	60,500.00		60,500.00	60,500.00		
Traveling Expenses-Local	50201010 00		345.00				345.00	345.00		345.00	345.00		
Training Expenses	50202010 02		1,600.00	25,750.00	15,750.00		43,100.00	43,100.00		43,100.00	43,100.00		
Water Expenses	50204010 00		19,856.13				19,856.13	19,856.13		19,856.13	19,856.13		
Refund of Fund Transfer													
Due from NGAs	10303010 00				190.00		190.00	190.00		190.00	190.00		
Due from GOCCs	10303020 00						-			-			
Due from LGUs	10303030 00		117,450.75	2,654,873.16	279,834.71		3,052,158.62	3,052,158.62		3,052,158.62	3,052,158.62		
Disallowances													
Loans Receivables - Others	10301990 00		78,320.00	291,972.68	186,694.32		556,987.00	556,987.00		556,987.00	556,987.00		
Due from Bureau	10304020 00			264,826.95			264,826.95	264,826.95		264,826.95	264,826.95		
Due from Officers and Employees	10399020 00		958.00	2,500.00			3,458.00	3,458.00		3,458.00	3,458.00		
Due from NGOs/POs	10399030 00		10,967.00		100,000.00		110,967.00	110,967.00		110,967.00	110,967.00		
Other Receivables	10399990 00			151,473.22	151,375.00		302,848.22	306,104.80		306,104.80	302,848.22		
Advances to Contractors	19902010 00						-			-			
Deposit on Letter of Credits	19903010 00						-			-			
<b>A.2.2 Non-Cash Receipts</b>													
Collections effected through outright deductions from claims													
Overpayment of expnses													
Traveling Expenses-Local	50200000 00				17,821.81		17,821.81	17,821.81		17,821.81	17,821.81		
Traveling Expenses-Foreign	50201020 00						-			-			
Disallowances	10399010 00		333,031.74	115,543.00	191,084.40		639,659.14	639,659.14		639,659.14	639,659.14		
Other (e.g. AWOP)													
Other Receivables	10399990 00			50,000.00			50,000.00	50,000.00		50,000.00	50,000.00		
Bank Charge							-			-			
<b>TOTAL</b>		<b>889,292.58</b>	<b>826,668.21</b>	<b>3,993,781.13</b>	<b>1,182,969.97</b>	<b>-</b>	<b>6,003,419.31</b>	<b>6,003,419.31</b>	<b>-</b>	<b>6,003,419.31</b>	<b>5,114,126.73</b>		

Certified Correct :

**JOAN E. SINGSON**  
Chief Accountant

Approved By :

**ENGR. REMELYN R. RECOTER, MNSA, CESO III**  
OIC-Director IV

QUARTERLY REPORT OF REVENUE AND OTHER RECEIPTS  
As at the Quarter Ending September 30, 2022

Department : DEPARTMENT OF AGRICULTURE  
 Agency : OFFICE OF THE SECRETARY  
 Operating Unit : AGRICULTURAL TRAINING INSTITUTE (ATI)  
 Organization Code (UACS) : 0500102000001  
 Funding Source Code (as clustered) : FUND CLUSTER 03 - LOCALLY FUNDED/DOMESTIC GRANT FUND

CLASSIFICATION / SOURCES OF REVENUE AND OTHER RECEIPTS	UACS Code	REVENUE TARGET (Annual)	ACTUAL REVENUE AND OTHER RECEIPTS COLLECTIONS					CUMULATIVE REMITTANCE / DEPOSITS TO DATE			VARIANCE		REMARKS
			1st Quarter	2nd Quarter	3rd Quarter	4th Quarter	TOTAL	Remittance to BTr	Deposited with AGDB	TOTAL	AMOUNT	%	
1	2	3	4	5	6	7	8=(4+5+6+7)	9	10	11=(9+10)	12=(8-3)	13=(12/3)	14
<b>C. Locally Funded/Domestic Grant Fund (Fund Cluster Code 03)</b>													
<b>C.1. Revenue Collections</b>													
<b>C.1.1 Cash Revenue</b>													
<b>C.1.2 Non-Cash Revenue</b>													
<b>Tax</b>													
<b>Non-Tax</b>													
Collections effected through outright deductions from claims													
Miscellaneous Income (e.g. Liquidated Damages)													
	40609990 00						-			-	-		#DIV/0!
<b>C.2. Non-Revenue Collections/Other Receipts</b>													
<b>C.2.1 Cash Receipts</b>													
<b>Others</b>													
Refund of Cash Advances													
	19901000 00						-			-	-		#DIV/0!
Advances to Operating Units													
	19901010 00						-			-	-		#DIV/0!
Advances to Payroll													
	19901020 00						-			-	-		#DIV/0!
Advances to Disbursing Officer													
	19901030 00		67,396.85	1,885.65	638.10		69,920.60	69,920.60		69,920.60	69,920.60		#DIV/0!
Advances to Officers and Employees													
	19901040 00						-			-	-		#DIV/0!
Refund of Fund Transfer													
Due from NGAs													
	10303010 00		6,000.00		30.99		6,030.99	6,030.99		6,030.99	6,030.99		#DIV/0!
Due from GOCCs													
	10303020 00						-			-	-		#DIV/0!
<b>C.2.2 Non-Cash Receipts</b>													
Collections effected through outright deductions from claims													
Overpayment of expnses													
	50200000 00						-			-	-		#DIV/0!
Other (e.g. AWOP)													
							-			-	-		#DIV/0!
Due from Officers and Employees													
	10399020 00						-			-	-		#DIV/0!
Due from NGOs/POs													
	10399030 00						-			-	-		#DIV/0!
Other Receivables													
	10399990 00						-			-	-		#DIV/0!
Bank Charge													
							-			-	-		#DIV/0!
<b>TOTAL</b>													
			73,396.85	1,885.65	669.09		75,951.59	75,951.59		75,951.59	75,951.59		

Certified Correct :

**JOAN E. SINGSON**  
Chief Accountant

Approved By :

**ENGR. REMELYN R. RECOTER, MNSA, CESO III**  
OIC, Director IV

**QUARTERLY REPORT OF REVENUE AND OTHER RECEIPTS**  
As at the Quarter Ending September 30, 2022

Department : DEPARTMENT OF AGRICULTURE  
 Agency/Entity : OFFICE OF THE SECRETARY  
 Operating Unit : AGRICULTURAL TRAINING INSTITUTE (ATI)  
 Organization Code (UACS) : 0500100000001  
 Fund Cluster : 07 - TRUST RECEIPTS

CLASSIFICATION / SOURCES OF REVENUE AND OTHER RECEIPTS	UACS Code	REVENUE TARGET (Annual)	ACTUAL REVENUE AND OTHER RECEIPTS COLLECTIONS					CUMULATIVE REMITTANCE / DEPOSITS TO DATE			VARIANCE		REMARKS
			1st Quarter	2nd Quarter	3rd Quarter	4th Quarter	TOTAL	Remittance to BTr	Deposited with AGDB	TOTAL	AMOUNT	%	
1	2	3	4	5	6	7	8=(4+5+6+7)	9	10	11=(9+10)	12=(8-3)	13=(12/3)	14
<b>G. Trust Receipts (Fund Cluster Code 07)</b>													
<b>G.1. Inter-Agency Transferred Funds (IATF) Deposited with the National Treasury</b>													
Due to NGAs	2020105000						-			-	-		
Due to GOCCs	2020106000												
Due to LGUs	2020107000			142,652.00	18,803.24		161,455.24	161,455.24		161,455.24	161,455.24		
<b>G.2. Other Trust Receipts Deposited with the National Treasury</b>													
Retention Fees	2040104000			28,303.55			28,303.55		28,303.55	28,303.55	28,303.55		
Performance Bond	2040104000		6,480.00	15,367.50			21,847.50		21,847.50	21,847.50	21,847.50		
Bail Bonds													
Others (Pls. specify)													
<b>G.3. Other Trust Receipts Deposited with Authorized Government Depository Banks (AGDB)</b>													
Proceeds from sale of bid documents	2040101000	282,700.00	197,950.00	49,950.00	91,600.00		339,500.00		339,500.00	339,500.00	56,800.00		
Donation for Disaster Risk Reduction and Management Program	2040101000		5,000.00	(5,000.00)	2,664,881.00		2,664,881.00		2,664,881.00	2,664,881.00	2,664,881.00		
Other Trust Liabilities (Please specify)													
<b>TOTAL</b>		<b>282,700.00</b>	<b>209,430.00</b>	<b>231,273.05</b>	<b>2,775,284.24</b>	<b>-</b>	<b>3,215,987.29</b>	<b>161,455.24</b>	<b>3,054,532.05</b>	<b>3,215,987.29</b>	<b>2,933,287.29</b>		

Certified Correct :

JOANE E. SINGSON  
Chief Accountant

Approved By :

ENGR. REMELYN R. RECOTER, MNSA, CESO III  
OIC-Director IV

QUARTERLY REPORT OF REVENUE AND OTHER RECEIPTS  
As at the Quarter Ending September 30, 2022

Department : DEPARTMENT OF AGRICULTURE  
 Agency : OFFICE OF THE SECRETARY  
 Operating Unit : AGRICULTURAL TRAINING INSTITUTE (ATI)  
 Organization Code (UACS) : 0500102000001  
 Funding Source Code (as clustered) : FUND CLUSTER 06 - BUSINESS RELATED/REVOLVING FUND

CLASSIFICATION / SOURCES OF REVENUE AND OTHER RECEIPTS	UACS Code	REVENUE TARGET (Annual)	ACTUAL REVENUE AND OTHER RECEIPTS COLLECTIONS					CUMULATIVE REMITTANCE / DEPOSITS TO DATE			VARIANCE		REMARKS
			1st Quarter	2nd Quarter	3rd Quarter	4th Quarter	TOTAL	Remittance to BTr	Deposited with AGDB	TOTAL	AMOUNT	%	
1	2	3	4	5	6	7	8=(4+5+6+7)	9	10	11=(9+10)	12=(8-3)	13=(12/3)	14
<b>F. Business Related/Revolving Fund (Fund Cluster Code 06)</b>													
<b>F.1. Revenue Collections</b>													
<b>F.1.1 Cash Revenue</b>													
Business Income													
Seminar/Training Fees	40202040 00	1,297,000.00	920,741.00	33,517.00	400,000.00		1,354,258.00	35,500.00	1,318,758.00	1,354,258.00	57,258.00	4%	35,000 remitted to BTR (government courses)
Rent/Lease Income	40202050 00	1,638,000.00	477,100.00	1,058,200.00	1,652,100.00		3,187,400.00		3,187,400.00	3,187,400.00	1,549,400.00	95%	P7,199.41 Still cash on hand
Income from Hostels/Dormitories and Other Like Facilities	40202130 00	15,425,000.00	3,379,284.79	4,880,883.23	9,770,936.44		18,031,104.46		18,023,905.05	18,023,905.05	2,606,104.46	17%	
Others	40202200 03			8.90			8.90		8.90	8.90	8.90		
Other Business Income	40202990 99	267,000.00	137,474.00	267,750.20	136,881.50		542,105.70		542,105.70	542,105.70	275,105.70	103%	
<b>Gains</b>													
Gain on Sale of Biological Assets	40501060 00	6,773,000.00	1,135,949.50		1,297,019.00		2,432,968.50		2,432,968.50	2,432,968.50	(4,340,031.50)		
Gain from Changes in Fair Value Less Cost to Sell of Biological Assets Due to Physical Change	40501070 00						-		-	-	-		
Gain from Changes in Fair Value Less Cost to Sell of Biological Assets Due to Price Change	40501080 00						-		-	-	-		
Gain on Sale of Agricultural Produce	40501090 00		404,330.00		844,683.75		1,249,013.75		1,249,013.75	1,249,013.75	1,249,013.75		
Miscellaneous Income													
Proceeds from Insurance/Indemnities	40609010 00						-		-	-	-		
Miscellaneous Income (e.g. Liquidated Damages)	40609990 00		10,060.00	54,052.00			64,112.00		64,112.00	64,112.00	64,112.00		
<b>F.1.2 Non-Cash Revenue</b>													
<b>Tax</b>													
<b>Non-Tax</b>													
Collections effected through outright deductions from claims													
Miscellaneous Income (e.g. Liquidated Damages)	40609990 00						-		-	-	-		
<b>F.2. Non-Revenue Collections/Other Receipts</b>													
<b>F.2.1 Cash Receipts</b>													
<b>Others</b>													
Disallowances	10399010 00		3,900.00	(3,900.00)			-		-	-	-		
Other (e.g. AWOP)	10300000 00						-		-	-	-		
Accounts Receivables	10301010 00		79,000.00	169,500.00	18,550.00		267,050.00		258,050.00	258,050.00	267,050.00		P9,000.00 Still cash on hand
Other Receivables	10399990 00			2,500.00			2,500.00		2,500.00	2,500.00	2,500.00		
Advances to Contractors	19902010 00						-		-	-	-		
Deposit on Letter of Credits	19903010 00						-		-	-	-		
<b>F.2.2 Non-Cash Receipts</b>													
Collections effected through outright deductions from claims													
Other (e.g. AWOP)													
Due from Officers and Employees	10399020 00						-		-	-	-		
Due from NGOs/POs	10399030 00						-		-	-	-		
Other Receivables	10399990 00						-		-	-	-		
<b>TOTAL</b>		<b>25,400,000.00</b>	<b>6,547,839.29</b>	<b>6,462,511.33</b>	<b>14,120,170.69</b>	<b>-</b>	<b>27,130,521.31</b>	<b>35,500.00</b>	<b>27,078,821.90</b>	<b>27,114,321.90</b>	<b>1,730,521.31</b>		

Certified Correct :

JOAN E. SINGSON  
Chief Accountant

Approved By :

ENGR. REMELYN R. RECOTER, MNSA, CESO III  
OIC-Director IV

**STATEMENT OF APPROVED BUDGET, UTILIZATIONS, DISBURSEMENTS AND BALANCES FOR TRUST RECEIPTS**  
As at the Quarter Ending ~~March 31~~, 2022

FAR 6

*SEPT. 30 LMC*

Department : Department of Agriculture  
Agency/Entity : Office of the Secretary  
Operating Unit : ATI  
Organization Code : 05 001 01 00000  
Fund Cluster : 07 Trust Receipts

Inter Agency Fund Transfer  
 Grants and Donations (Less than 1

Source Agencies and Projects	UACS CODE	Approved Budget			Utilizations					Disbursements					Balances		
		Approved Budgeted Revenue/Receipt	Adjustments (Additional, Reductions, Modifications/ Augmentations)	Adjusted Budgeted Revenue	1st Quarter	2nd Quarter	3rd Quarter	4th Quarter	Total	1st Quarter	2nd Quarter	3rd Quarter	4th Quarter	Total	Unutilized Budget	Unliquidated	
																Due and Demandable	Not Yet Due and Demandable
Department of Budget and Management (DBM)				0.00					0.00					0.00	0.00		0.00
Bureau of the Treasury				0.00					0.00					0.00	0.00		0.00
Agricultural Training Institute				0.00					0.00					0.00	0.00		0.00
Coconut Farmers Industry Trust Fund		25,334,060.00	0.00	25,334,060.00	0.00	0.00	7,266,072.84	0.00	7,266,072.84	0.00	0.00	0.00	0.00	0.00	18,067,987.16	0.00	7,266,072.84
PS				0.00					0.00					0.00	0.00		0.00
FINEX				0.00					0.00					0.00	0.00		0.00
MOOE		25,334,060.00		25,334,060.00	0.00	0.00	7,266,072.84	0.00	7,266,072.84	0.00	0.00	0.00	0.00	0.00	18,067,987.16		7,266,072.84
CO				0.00					0.00					0.00	0.00		0.00
				0.00					0.00					0.00	0.00		0.00
<b>Grand Total</b>		<b>25,334,060.00</b>	<b>0.00</b>	<b>25,334,060.00</b>	<b>0.00</b>	<b>0.00</b>	<b>7,266,072.84</b>	<b>0.00</b>	<b>7,266,072.84</b>	<b>0.00</b>	<b>0.00</b>	<b>0.00</b>	<b>0.00</b>	<b>0.00</b>	<b>18,067,987.16</b>		<b>7,266,072.84</b>
PS		0.00	0.00	0.00	0.00	0.00	0.00	0.00	0.00	0.00	0.00	0.00	0.00	0.00	0.00		0.00
MOOE		25,334,060.00	0.00	25,334,060.00	0.00	0.00	7,266,072.84	0.00	7,266,072.84	0.00	0.00	0.00	0.00	0.00	18,067,987.16		7,266,072.84
FINEX		0.00	0.00	0.00	0.00	0.00	0.00	0.00	0.00	0.00	0.00	0.00	0.00	0.00	0.00		0.00
CO		0.00	0.00	0.00	0.00	0.00	0.00	0.00	0.00	0.00	0.00	0.00	0.00	0.00	0.00		0.00

Certified Correct

Certified Correct

Approved By:

*Leona D. Caiz*  
LEONILA D. CAIZ  
Head, Budget Unit  
Date: \_\_\_\_\_

*Joane E. Singson*  
JOANE E. SINGSON  
Head, Budget Unit  
Date: \_\_\_\_\_

*Remelyn R. Recoter*  
ENGR. REMELYN R. RECOTER  
OIC-Director IV  
Date: *10/25*