



Republic of the Philippines
Department of Agriculture
AGRICULTURAL TRAINING INSTITUTE

ATI Building, Elliptical Road, Diliman, Quezon City, Metro Manila 1100
Tel. Nos. (63-2) 8929-8541 to 49 & 8928-7397 Fax No. (63-2) 8920-9792
Email: ati_director@ati.da.gov.ph & ati_director@yahoo.com
URL: http://www.ati.da.gov.ph; www.e-extension.gov.ph

Ref. No. 2024-04- 903
April 17, 2024

MS. NORA C. OLIVEROS
Undersecretary for Finance
DEPARTMENT OF AGRICULTURE
Elliptical Road, Diliman, Quezon City

THRU: **MR. JOEY ANDREW T. ALBOS**
OIC-Chief, Budget Division

Madam:


Respectfully submitting the **Financial Accountability Reports**- Consolidated Reports of **Central Office and Regional Training Centers** for the quarter ending **March 31, 2024**, as follows:

1. FAR No. 1 & 1A: Statement of Appropriations, Allotments, Obligations, Disbursements and Balances for Current Year Appropriations, Continuing Appropriations, and Rice Competitiveness Enhancement Fund;
2. FAR No. 1-B: List of Allotments and Sub-Allotments for Current Year Appropriations, Continuing Appropriations, and Rice Competitiveness Enhancement Fund; and
3. FAR No. 2 & 2A: Statement of Approved Budget, Utilizations, Disbursements, and Balances for ATI Revolving Fund and Coconut Farmers Industry Trust Fund.

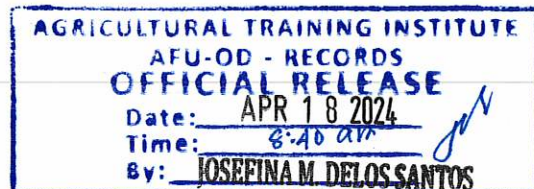
For your information and guidance.

Very truly yours,

REMELYN R. RECOTER, MNSA, CESO III
Director IV



DEPARTMENT OF AGRICULTURE
Budget Division





Republic of the Philippines
Department of Agriculture
AGRICULTURAL TRAINING INSTITUTE

ATI Building, Elliptical Road, Diliman, Quezon City, Metro Manila 1100
Tel. Nos. (63-2) 8929-8541 to 49 & 8928-7397 Fax No. (63-2) 8920-9792
Email: ati_director@ati.da.gov.ph & ati_director@yahoo.com
URL: http://www.ati.da.gov.ph; www.e-extension.gov.ph

Ref. No. 2024-04- 936
April 22, 2024

MS. MARY S. ADELINO
Assistant Commissioner
Government Accounting Sector
COMMISSION ON AUDIT
Diliman, Quezon City

Government Accountancy Office
Office of the Director
RECEIVED
Office of the Director *UC QR*
Date: 25-APR-2024

Madam:


Respectfully submitting the **Financial Accountability Reports**- Consolidated Reports of **Central Office and Regional Training Centers** for the quarter ending **March 31, 2024**, as follows:

1. FAR No. 1 & 1A: Statement of Appropriations, Allotments, Obligations, Disbursements and Balances for Fund Cluster 01 Current Year Appropriations, Continuing Appropriations, and Rice Competitiveness Enhancement Fund;
2. FAR No. 1-B: List of Allotments and Sub-Allotments for Current Year Appropriations, Continuing Appropriations, and Rice Competitiveness Enhancement Fund;
3. FAR No. 1C: Summary of Statement of Obligations, Disbursements, Liquidations and Balances for Inter-Agency Fund Transfers under Fund Cluster 01, 03 & 07/Coconut Farmers Industry Trust Fund;
4. FAR No. 2 & 2A: Statement of Approved Budget, Utilizations, Disbursements, and Balances for ATI Revolving Fund and Coconut Farmers Industry Trust Fund;
5. FAR No. 4: Monthly Report of Disbursements for January, February, and March 2024 for Fund Cluster 01, 03 & 07/Coconut Farmers Industry Trust Fund;
6. FAR No. 5: Quarterly Report of Revenue and Other Receipts Fund Cluster 01, 03, 06, & 07; and
7. FAR No. 6: Statement of Approved Budget, Utilizations, Disbursements, and Balances for Trust Receipts under Fund Cluster 07/Coconut Farmers Industry Trust Fund.

For your information and guidance.

Very truly yours,

[Signature]
REMELYN R. RECOTER, MNSA, CESO III
Director IV





Republic of the Philippines
Department of Agriculture
AGRICULTURAL TRAINING INSTITUTE

ATI Building, Elliptical Road, Diliman, Quezon City, Metro Manila 1100
Tel. Nos. (63-2) 8929-8541 to 49 & 8928-7397 Fax No. (63-2) 8920-9792
Email: ati_director@ati.da.gov.ph & ati_director@yahoo.com
URL: http://www.ati.da.gov.ph; www.e-extension.gov.ph

Ref. No. 2024-04- 937
April 22, 2024

MR. SAMUEL C. BRUSELAS
State Auditor III
COMMISSION ON AUDIT
ATI Building, Elliptical Road,
Diliman, Quezon City



Sir:

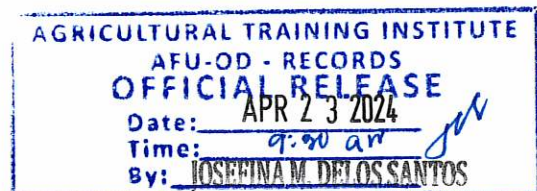
Respectfully submitting the **Financial Accountability Reports**- Consolidated Reports of **Central Office and Regional Training Centers** for the quarter ending **March 31, 2024**, as follows:

1. FAR No. 1 & 1A: Statement of Appropriations, Allotments, Obligations, Disbursements and Balances for Fund Cluster 01 Current Year Appropriations, Continuing Appropriations, and Rice Competitiveness Enhancement Fund;
2. FAR No. 1-B: List of Allotments and Sub-Allotments for Current Year Appropriations, Continuing Appropriations, and Rice Competitiveness Enhancement Fund;
3. FAR No. 1C: Summary of Statement of Obligations, Disbursements, Liquidations and Balances for Inter-Agency Fund Transfers under Fund Cluster 01, 03 & 07/Coconut Farmers Industry Trust Fund;
4. FAR No. 2 & 2A: Statement of Approved Budget, Utilizations, Disbursements, and Balances for ATI Revolving Fund and Coconut Farmers Industry Trust Fund;
5. FAR No. 4: Monthly Report of Disbursements for January, February, and March 2024 for Fund Cluster 01, 03 & 07/Coconut Farmers Industry Trust Fund;
6. FAR No. 5: Quarterly Report of Revenue and Other Receipts Fund Cluster 01, 03, 06, & 07; and
7. FAR No. 6: Statement of Approved Budget, Utilizations, Disbursements, and Balances for Trust Receipts under Fund Cluster 07/Coconut Farmers Industry Trust Fund.

For your information and guidance.

Very truly yours,

REMELYN R. RECOTER, MNSA, CESO III
Director IV





Republic of the Philippines
Department of Agriculture
AGRICULTURAL TRAINING INSTITUTE

ATI Building, Elliptical Road, Diliman, Quezon City, Metro Manila 1100
Tel. Nos. (63-2) 8929-8541 to 49 & 8928-7397 Fax No. (63-2) 8920-9792
Email: ati_director@ati.da.gov.ph & ati_director@yahoo.com
URL: <http://www.ati.da.gov.ph>; www.e-extension.gov.ph

Ref. No. 2024-04-988
April 22, 2024

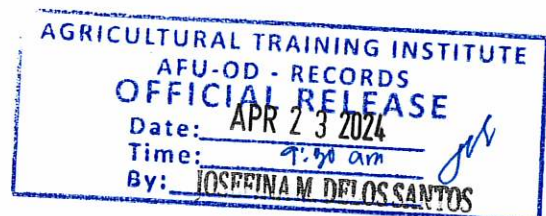
MS. NORA C. OLIVEROS
Undersecretary for Finance
DEPARTMENT OF AGRICULTURE
Elliptical Road, Diliman, Quezon City

ATTENTION: **MS. LOLITA JAMELA**
OIC-Chief, Accounting Division

Madam:

Respectfully submitting the **Financial Accountability Reports** – Consolidated Reports of **Central Office and Regional Training Centers** for the quarter ending **March 31, 2024**, as follows:

1. FAR No. 1 & 1A: Statement of Appropriations, Allotments, Obligations, Disbursements and Balances for Fund Cluster 01 Current Year Appropriations, Continuing Appropriations, and Rice Competitiveness Enhancement Fund;
2. FAR No. 1-B: List of Allotments and Sub-Allotments for Current Year Appropriations, Continuing Appropriations, and Rice Competitiveness Enhancement Fund;
3. FAR No. 1C: Summary of Statement of Obligations, Disbursements, Liquidations and Balances for Inter-Agency Fund Transfers under Fund Cluster 01, 03 & 07/Coconut Farmers Industry Trust Fund;
4. FAR No. 2 & 2A: Statement of Approved Budget, Utilizations, Disbursements, and Balances for ATI Revolving Fund and Coconut Farmers Industry Trust Fund;
5. FAR No. 4: Monthly Report of Disbursements for January, February, and March 2024 for Fund Cluster 01, 03 & 07/Coconut Farmers Industry Trust Fund;
6. FAR No. 5: Quarterly Report of Revenue and Other Receipts Fund Cluster 01, 03, 06, & 07; and
7. FAR No. 6: Statement of Approved Budget, Utilizations, Disbursements, and Balances for Trust Receipts under Fund Cluster 07/Coconut Farmers Industry Trust Fund.





Republic of the Philippines
Department of Agriculture
AGRICULTURAL TRAINING INSTITUTE
ATI Building, Elliptical Road, Diliman, Quezon City, Metro Manila 1100
Tel. Nos. (63-2) 8929-8541 to 49 & 8928-7397 Fax No. (63-2) 8920-9792
Email: ati_director@ati.da.gov.ph & ati_director@yahoo.com
URL: <http://www.ati.da.gov.ph>; www.e-extension.gov.ph

For your information and guidance.

Very truly yours,

REMELYN R. RECOTER, MNSA, CESO III
Director IV

STATEMENT OF APPROPRIATIONS, ALLOTMENTS, OBLIGATIONS, DISBURSEMENTS AND BALANCES
As at the Quarter Ending March 31, 2024

Department : Department of Agriculture (DA)
Agency/Entity : Office of the Secretary
Operating Unit : Agricultural Training Institute
Organization Code (UACS) : 05 001 020001
Fund Cluster : 01 - Regular Agency Fund

Current Year Appropriations
 Supplemental Appropriations
 Continuing Appropriations

| Particulars | UACS CODE | Appropriation | | | | Allotments | | | | Current Year Obligations | | | | | Current Year Disbursements | | | | | Balances | | | |
|--|------------------|--------------------------|---|-------------------------|---------------------|---|-------------|---------------|---------------------------|----------------------------|----------------------------|-----------------------------|----------------------------|------------------|----------------------------|----------------------------|-----------------------------|----------------------------|------------------|---------------------------|-----------------------|--------------------------------------|--------------------------|
| | | Authorized Appropriation | Adjustments (To)/From, Modifications/Augmentations) | Adjusted Appropriations | Allotments Received | Adjustments (Reductions, Modifications/Augmentations) | Transfer To | Transfer From | Adjusted Total Allotments | 1st Quarter Ending Mar. 31 | 2nd Quarter Ending June 30 | 3rd Quarter Ending Sept. 30 | 4th Quarter Ending Dec. 31 | Total | 1st Quarter Ending Mar. 31 | 2nd Quarter Ending June 30 | 3rd Quarter Ending Sept. 30 | 4th Quarter Ending Dec. 31 | Total | Unreleased Appropriations | Unobligated Allotment | Unpaid Obligations (15-20) = (23+24) | |
| | | | | | | | | | | | | | | | | | | | | | | Due & Demandable | Not Yet Due & Demandable |
| 1 | 2 | 3 | 4 | 5=(3+4) | 6 | 7 | 8 | 9 | 10=(8+9) | 11 | 12 | 13 | 14 | 15=(11+12+13+14) | 16 | 17 | 18 | 19 | 20=(16+17+18+19) | 21=(6-16) | 22=(10-15) | 23 | 24 |
| L Agency Specific Budget | | 1,768,999,000.00 | (30,000,000.00) | 1,738,999,000.00 | 1,738,999,000.00 | 0.00 | 0.00 | 0.00 | 1,738,999,000.00 | 487,580,224.36 | 0.00 | 0.00 | 0.00 | 487,580,224.36 | 141,568,445.26 | 0.00 | 0.00 | 0.00 | 141,568,445.26 | 0.00 | 1,251,418,775.64 | 0.00 | 346,011,779.10 |
| Specific Budgets of National Government Agencies | 1101101 | 1,768,999,000.00 | (30,000,000.00) | 1,738,999,000.00 | 1,738,999,000.00 | 0.00 | 0.00 | 0.00 | 1,738,999,000.00 | 487,580,224.36 | 0.00 | 0.00 | 0.00 | 487,580,224.36 | 141,568,445.26 | 0.00 | 0.00 | 0.00 | 141,568,445.26 | 0.00 | 1,251,418,775.64 | 0.00 | 346,011,779.10 |
| General Administration and Support | 1000000000000000 | 53,088,000.00 | 0.00 | 53,088,000.00 | 53,088,000.00 | 0.00 | 0.00 | 0.00 | 53,088,000.00 | 16,441,947.68 | 0.00 | 0.00 | 0.00 | 16,441,947.68 | 6,707,799.57 | 0.00 | 0.00 | 0.00 | 6,707,799.57 | 0.00 | 36,646,052.32 | 0.00 | 9,734,148.11 |
| General management and supervision | 100000100001000 | 44,528,000.00 | 0.00 | 44,528,000.00 | 44,528,000.00 | 0.00 | 0.00 | 0.00 | 44,528,000.00 | 15,923,749.29 | 0.00 | 0.00 | 0.00 | 15,923,749.29 | 6,189,601.18 | 0.00 | 0.00 | 0.00 | 6,189,601.18 | 0.00 | 28,604,250.71 | 0.00 | 9,734,148.11 |
| PS | | 21,504,000.00 | 0.00 | 21,504,000.00 | 21,504,000.00 | 0.00 | 0.00 | 0.00 | 21,504,000.00 | 4,869,381.90 | 0.00 | 0.00 | 0.00 | 4,869,381.90 | 3,740,696.28 | 0.00 | 0.00 | 0.00 | 3,740,696.28 | 0.00 | 16,534,618.10 | 0.00 | 1,128,685.62 |
| MOOE | | 14,749,000.00 | 0.00 | 14,749,000.00 | 14,749,000.00 | 0.00 | 0.00 | 0.00 | 14,749,000.00 | 7,055,767.39 | 0.00 | 0.00 | 0.00 | 7,055,767.39 | 2,448,904.90 | 0.00 | 0.00 | 0.00 | 2,448,904.90 | 0.00 | 7,693,232.61 | 0.00 | 4,606,862.49 |
| CO | | 8,275,000.00 | 0.00 | 8,275,000.00 | 8,275,000.00 | 0.00 | 0.00 | 0.00 | 8,275,000.00 | 3,998,600.00 | 0.00 | 0.00 | 0.00 | 3,998,600.00 | 0.00 | 0.00 | 0.00 | 0.00 | 0.00 | 0.00 | 4,276,400.00 | 0.00 | 3,998,600.00 |
| Administration of Personnel Benefits | 100000100002000 | 8,560,000.00 | 0.00 | 8,560,000.00 | 8,560,000.00 | 0.00 | 0.00 | 0.00 | 8,560,000.00 | 518,198.39 | 0.00 | 0.00 | 0.00 | 518,198.39 | 518,198.39 | 0.00 | 0.00 | 0.00 | 518,198.39 | 0.00 | 8,041,801.61 | 0.00 | 0.00 |
| PS | | 8,560,000.00 | 0.00 | 8,560,000.00 | 8,560,000.00 | 0.00 | 0.00 | 0.00 | 8,560,000.00 | 518,198.39 | 0.00 | 0.00 | 0.00 | 518,198.39 | 518,198.39 | 0.00 | 0.00 | 0.00 | 518,198.39 | 0.00 | 8,041,801.61 | 0.00 | 0.00 |
| Sub-Total, General Administration and Support | | 53,088,000.00 | 0.00 | 53,088,000.00 | 53,088,000.00 | 0.00 | 0.00 | 0.00 | 53,088,000.00 | 16,441,947.68 | 0.00 | 0.00 | 0.00 | 16,441,947.68 | 6,707,799.57 | 0.00 | 0.00 | 0.00 | 6,707,799.57 | 0.00 | 36,646,052.32 | 0.00 | 9,734,148.11 |
| PS | | 30,064,000.00 | 0.00 | 30,064,000.00 | 30,064,000.00 | 0.00 | 0.00 | 0.00 | 30,064,000.00 | 5,387,580.29 | 0.00 | 0.00 | 0.00 | 5,387,580.29 | 4,258,894.67 | 0.00 | 0.00 | 0.00 | 4,258,894.67 | 0.00 | 24,676,419.71 | 0.00 | 1,128,685.62 |
| MOOE | | 14,749,000.00 | 0.00 | 14,749,000.00 | 14,749,000.00 | 0.00 | 0.00 | 0.00 | 14,749,000.00 | 7,055,767.39 | 0.00 | 0.00 | 0.00 | 7,055,767.39 | 2,448,904.90 | 0.00 | 0.00 | 0.00 | 2,448,904.90 | 0.00 | 7,693,232.61 | 0.00 | 4,606,862.49 |
| CO | | 8,275,000.00 | 0.00 | 8,275,000.00 | 8,275,000.00 | 0.00 | 0.00 | 0.00 | 8,275,000.00 | 3,998,600.00 | 0.00 | 0.00 | 0.00 | 3,998,600.00 | 0.00 | 0.00 | 0.00 | 0.00 | 0.00 | 0.00 | 4,276,400.00 | 0.00 | 3,998,600.00 |
| Support to Operations | 200000000000000 | 8,843,000.00 | 0.00 | 8,843,000.00 | 8,843,000.00 | 0.00 | 0.00 | 0.00 | 8,843,000.00 | 1,232,120.00 | 0.00 | 0.00 | 0.00 | 1,232,120.00 | 271,165.07 | 0.00 | 0.00 | 0.00 | 271,165.07 | 0.00 | 7,610,880.00 | 0.00 | 960,954.93 |
| Information and Communication Technology (ICT) management support | 200000100003000 | 4,843,000.00 | 0.00 | 4,843,000.00 | 4,843,000.00 | 0.00 | 0.00 | 0.00 | 4,843,000.00 | 642,287.00 | 0.00 | 0.00 | 0.00 | 642,287.00 | 103,000.00 | 0.00 | 0.00 | 0.00 | 103,000.00 | 0.00 | 4,200,713.00 | 0.00 | 539,287.00 |
| MOOE | | 3,003,000.00 | 0.00 | 3,003,000.00 | 3,003,000.00 | 0.00 | 0.00 | 0.00 | 3,003,000.00 | 453,000.00 | 0.00 | 0.00 | 0.00 | 453,000.00 | 103,000.00 | 0.00 | 0.00 | 0.00 | 103,000.00 | 0.00 | 2,550,000.00 | 0.00 | 350,000.00 |
| CO | | 1,840,000.00 | 0.00 | 1,840,000.00 | 1,840,000.00 | 0.00 | 0.00 | 0.00 | 1,840,000.00 | 189,287.00 | 0.00 | 0.00 | 0.00 | 189,287.00 | 0.00 | 0.00 | 0.00 | 0.00 | 0.00 | 0.00 | 1,650,713.00 | 0.00 | 189,287.00 |
| Field program management activities | 200000100009000 | 4,000,000.00 | 0.00 | 4,000,000.00 | 4,000,000.00 | 0.00 | 0.00 | 0.00 | 4,000,000.00 | 589,833.00 | 0.00 | 0.00 | 0.00 | 589,833.00 | 168,165.07 | 0.00 | 0.00 | 0.00 | 168,165.07 | 0.00 | 3,410,167.00 | 0.00 | 421,667.93 |
| MOOE | | 4,000,000.00 | 0.00 | 4,000,000.00 | 4,000,000.00 | 0.00 | 0.00 | 0.00 | 4,000,000.00 | 589,833.00 | 0.00 | 0.00 | 0.00 | 589,833.00 | 168,165.07 | 0.00 | 0.00 | 0.00 | 168,165.07 | 0.00 | 3,410,167.00 | 0.00 | 421,667.93 |
| Sub-Total, Support to Operations | | 8,843,000.00 | 0.00 | 8,843,000.00 | 8,843,000.00 | 0.00 | 0.00 | 0.00 | 8,843,000.00 | 1,232,120.00 | 0.00 | 0.00 | 0.00 | 1,232,120.00 | 271,165.07 | 0.00 | 0.00 | 0.00 | 271,165.07 | 0.00 | 7,610,880.00 | 0.00 | 960,954.93 |
| MOOE | | 7,003,000.00 | 0.00 | 7,003,000.00 | 7,003,000.00 | 0.00 | 0.00 | 0.00 | 7,003,000.00 | 1,042,833.00 | 0.00 | 0.00 | 0.00 | 1,042,833.00 | 271,165.07 | 0.00 | 0.00 | 0.00 | 271,165.07 | 0.00 | 5,960,167.00 | 0.00 | 771,667.93 |
| CO | | 1,840,000.00 | 0.00 | 1,840,000.00 | 1,840,000.00 | 0.00 | 0.00 | 0.00 | 1,840,000.00 | 189,287.00 | 0.00 | 0.00 | 0.00 | 189,287.00 | 0.00 | 0.00 | 0.00 | 0.00 | 0.00 | 0.00 | 1,650,713.00 | 0.00 | 189,287.00 |
| Operations | 300000000000000 | 1,707,068,000.00 | (30,000,000.00) | 1,677,068,000.00 | 1,677,068,000.00 | 0.00 | 0.00 | 0.00 | 1,677,068,000.00 | 469,906,156.68 | 0.00 | 0.00 | 0.00 | 469,906,156.68 | 134,589,480.62 | 0.00 | 0.00 | 0.00 | 134,589,480.62 | 0.00 | 1,207,161,843.32 | 0.00 | 335,316,676.06 |
| OO : Productivity in the agricultural sector increased | 310000000000000 | 1,707,068,000.00 | (30,000,000.00) | 1,677,068,000.00 | 1,677,068,000.00 | 0.00 | 0.00 | 0.00 | 1,677,068,000.00 | 469,906,156.68 | 0.00 | 0.00 | 0.00 | 469,906,156.68 | 134,589,480.62 | 0.00 | 0.00 | 0.00 | 134,589,480.62 | 0.00 | 1,207,161,843.32 | 0.00 | 335,316,676.06 |
| TECHNICAL AND SUPPORT SERVICES PROGRAM | 310100000000000 | 1,677,068,000.00 | (30,000,000.00) | 1,647,068,000.00 | 1,647,068,000.00 | 0.00 | 0.00 | 0.00 | 1,647,068,000.00 | 466,930,325.18 | 0.00 | 0.00 | 0.00 | 466,930,325.18 | 134,542,591.67 | 0.00 | 0.00 | 0.00 | 134,542,591.67 | 0.00 | 1,180,137,674.82 | 0.00 | 332,367,733.51 |
| EXTENSION SUPPORT, EDUCATION AND TRAINING SERVICES (ESETS) SUB-PROGRAM | 310103000000000 | 1,677,068,000.00 | (30,000,000.00) | 1,647,068,000.00 | 1,647,068,000.00 | 0.00 | 0.00 | 0.00 | 1,647,068,000.00 | 466,930,325.18 | 0.00 | 0.00 | 0.00 | 466,930,325.18 | 134,542,591.67 | 0.00 | 0.00 | 0.00 | 134,542,591.67 | 0.00 | 1,180,137,674.82 | 0.00 | 332,367,733.51 |
| ESETS on the National Rice Program | 310103100001000 | 327,405,000.00 | (30,000,000.00) | 297,405,000.00 | 297,405,000.00 | 0.00 | 0.00 | 0.00 | 297,405,000.00 | 61,090,835.50 | 0.00 | 0.00 | 0.00 | 61,090,835.50 | 16,152,303.83 | 0.00 | 0.00 | 0.00 | 16,152,303.83 | 0.00 | 236,314,164.50 | 0.00 | 44,938,531.67 |
| MOOE | | 295,405,000.00 | (30,000,000.00) | 265,405,000.00 | 265,405,000.00 | 0.00 | 0.00 | 0.00 | 265,405,000.00 | 61,090,835.50 | 0.00 | 0.00 | 0.00 | 61,090,835.50 | 16,152,303.83 | 0.00 | 0.00 | 0.00 | 16,152,303.83 | 0.00 | 204,314,164.50 | 0.00 | 44,938,531.67 |
| CO | | 32,000,000.00 | 0.00 | 32,000,000.00 | 32,000,000.00 | 0.00 | 0.00 | 0.00 | 32,000,000.00 | 0.00 | 0.00 | 0.00 | 0.00 | 0.00 | 0.00 | 0.00 | 0.00 | 0.00 | 0.00 | 0.00 | 32,000,000.00 | 0.00 | 0.00 |
| ESETS on the National Livestock Program | 310103100002000 | 417,347,000.00 | 0.00 | 417,347,000.00 | 417,347,000.00 | 0.00 | 0.00 | 0.00 | 417,347,000.00 | 128,464,325.31 | 0.00 | 0.00 | 0.00 | 128,464,325.31 | 7,592,489.70 | 0.00 | 0.00 | 0.00 | 7,592,489.70 | 0.00 | 288,882,674.69 | 0.00 | 120,871,835.61 |
| MOOE | | 367,427,000.00 | 0.00 | 367,427,000.00 | 367,427,000.00 | 0.00 | 0.00 | 0.00 | 367,427,000.00 | 127,488,150.31 | 0.00 | 0.00 | 0.00 | 127,488,150.31 | 7,592,489.70 | 0.00 | 0.00 | 0.00 | 7,592,489.70 | 0.00 | 239,937,849.69 | 0.00 | 119,896,660.61 |
| CO | | 49,920,000.00 | 0.00 | 49,920,000.00 | 49,920,000.00 | 0.00 | 0.00 | 0.00 | 49,920,000.00 | 975,175.00 | 0.00 | 0.00 | 0.00 | 975,175.00 | 0.00 | 0.00 | 0.00 | 0.00 | 0.00 | 0.00 | 48,944,825.00 | 0.00 | 975,175.00 |
| ESETS on the National Corn Program | 310103100003000 | 145,800,000.00 | 0.00 | 145,800,000.00 | 145,800,000.00 | 0.00 | 0.00 | 0.00 | 145,800,000.00 | 21,726,786.49 | 0.00 | 0.00 | 0.00 | 21,726,786.49 | 5,423,252.78 | 0.00 | 0.00 | 0.00 | 5,423,252.78 | 0.00 | 124,073,213.51 | 0.00 | 16,303,533.71 |
| MOOE | | 145,800,000.00 | 0.00 | 145,800,000.00 | 145,800,000.00 | 0.00 | 0.00 | 0.00 | 145,800,000.00 | 21,726,786.49 | 0.00 | 0.00 | 0.00 | 21,726,786.49 | 5,423,252.78 | 0.00 | 0.00 | 0.00 | 5,423,252.78 | 0.00 | 124,073,213.51 | 0.00 | 16,303,533.71 |
| ESETS on the National High-Value Crops Development Program | 310103100004 | | | | | | | | | | | | | | | | | | | | | | |

STATEMENT OF APPROPRIATIONS, ALLOTMENTS, OBLIGATIONS, DISBURSEMENTS AND BALANCES
As at the Quarter Ending March 31, 2024

Department : Department of Agriculture (DA)
Agency/Entity : Office of the Secretary
Operating Unit : Agricultural Training Institute
Organization Code (UACS) : 05 001 0200001
Fund Cluster : 01 - Regular Agency Fund

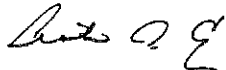
Current Year Appropriations
 Supplemental Appropriations
 Continuing Appropriations

| Particulars | UACS CODE | Appropriation | | | Allotments | | | | | Current Year Obligations | | | | | Current Year Disbursements | | | | | Balances | | | |
|--|------------------|--------------------------|--|-------------------------|---------------------|--|-------------|---------------|---------------------------|----------------------------|----------------------------|-----------------------------|----------------------------|----------------|----------------------------|----------------------------|-----------------------------|----------------------------|----------------|---------------------------|-----------------------|--------------------------------------|--------------------------|
| | | Authorized Appropriation | Adjustments (Transfer (To)/From, Modifications/ Augmentations) | Adjusted Appropriations | Allotments Received | Adjustments (Reductions, Modifications/ Augmentations) | Transfer To | Transfer From | Adjusted Total Allotments | 1st Quarter Ending Mar. 31 | 2nd Quarter Ending June 30 | 3rd Quarter Ending Sept. 30 | 4th Quarter Ending Dec. 31 | Total | 1st Quarter Ending Mar. 31 | 2nd Quarter Ending June 30 | 3rd Quarter Ending Sept. 30 | 4th Quarter Ending Dec. 31 | Total | Unreleased Appropriations | Unobligated Allotment | Unpaid Obligations (15-20) = (23+24) | |
| | | | | | | | | | | | | | | | | | | | | | | Due & Demandable | Not Yet Due & Demandable |
| II. Automatic Appropriations | | 26,918,000.00 | 0.00 | 26,918,000.00 | 26,918,000.00 | 0.00 | 0.00 | 0.00 | 26,918,000.00 | 9,981,740.20 | 0.00 | 0.00 | 0.00 | 9,981,740.20 | 5,951,394.00 | 0.00 | 0.00 | 0.00 | 5,951,394.00 | 0.00 | 16,936,259.80 | 0.00 | 4,030,346.20 |
| Retirement and Life Insurance Premiums | 1104102 | 26,918,000.00 | 0.00 | 26,918,000.00 | 26,918,000.00 | 0.00 | 0.00 | 0.00 | 26,918,000.00 | 9,981,740.20 | 0.00 | 0.00 | 0.00 | 9,981,740.20 | 5,951,394.00 | 0.00 | 0.00 | 0.00 | 5,951,394.00 | 0.00 | 16,936,259.80 | 0.00 | 4,030,346.20 |
| General Administration and Support | 1000000000000000 | 1,930,000.00 | 0.00 | 1,930,000.00 | 1,930,000.00 | 0.00 | 0.00 | 0.00 | 1,930,000.00 | 339,207.70 | 0.00 | 0.00 | 0.00 | 339,207.70 | 255,427.69 | 0.00 | 0.00 | 0.00 | 255,427.69 | 0.00 | 1,590,792.30 | 0.00 | 83,780.01 |
| General management and supervision | 100000100001000 | 1,930,000.00 | 0.00 | 1,930,000.00 | 1,930,000.00 | 0.00 | 0.00 | 0.00 | 1,930,000.00 | 339,207.70 | 0.00 | 0.00 | 0.00 | 339,207.70 | 255,427.69 | 0.00 | 0.00 | 0.00 | 255,427.69 | 0.00 | 1,590,792.30 | 0.00 | 83,780.01 |
| PS | | 1,930,000.00 | 0.00 | 1,930,000.00 | 1,930,000.00 | 0.00 | 0.00 | 0.00 | 1,930,000.00 | 339,207.70 | 0.00 | 0.00 | 0.00 | 339,207.70 | 255,427.69 | 0.00 | 0.00 | 0.00 | 255,427.69 | 0.00 | 1,590,792.30 | 0.00 | 83,780.01 |
| Operations | 300000000000000 | 24,988,000.00 | 0.00 | 24,988,000.00 | 24,988,000.00 | 0.00 | 0.00 | 0.00 | 24,988,000.00 | 9,642,532.50 | 0.00 | 0.00 | 0.00 | 9,642,532.50 | 5,695,966.31 | 0.00 | 0.00 | 0.00 | 5,695,966.31 | 0.00 | 15,345,467.50 | 0.00 | 3,946,566.19 |
| OO : Productivity in the agricultural sector increased | 310000000000000 | 24,988,000.00 | 0.00 | 24,988,000.00 | 24,988,000.00 | 0.00 | 0.00 | 0.00 | 24,988,000.00 | 9,642,532.50 | 0.00 | 0.00 | 0.00 | 9,642,532.50 | 5,695,966.31 | 0.00 | 0.00 | 0.00 | 5,695,966.31 | 0.00 | 15,345,467.50 | 0.00 | 3,946,566.19 |
| TECHNICAL AND SUPPORT SERVICES PROGRAM | 310100000000000 | 24,988,000.00 | 0.00 | 24,988,000.00 | 24,988,000.00 | 0.00 | 0.00 | 0.00 | 24,988,000.00 | 9,642,532.50 | 0.00 | 0.00 | 0.00 | 9,642,532.50 | 5,695,966.31 | 0.00 | 0.00 | 0.00 | 5,695,966.31 | 0.00 | 15,345,467.50 | 0.00 | 3,946,566.19 |
| EXTENSION SUPPORT, EDUCATION AND TRAINING SERVICES (ESETS) SUB-PROGRAM | 310103000000000 | 24,988,000.00 | 0.00 | 24,988,000.00 | 24,988,000.00 | 0.00 | 0.00 | 0.00 | 24,988,000.00 | 9,642,532.50 | 0.00 | 0.00 | 0.00 | 9,642,532.50 | 5,695,966.31 | 0.00 | 0.00 | 0.00 | 5,695,966.31 | 0.00 | 15,345,467.50 | 0.00 | 3,946,566.19 |
| Other extension support, education and training services activities | 310103100000000 | 24,988,000.00 | 0.00 | 24,988,000.00 | 24,988,000.00 | 0.00 | 0.00 | 0.00 | 24,988,000.00 | 9,642,532.50 | 0.00 | 0.00 | 0.00 | 9,642,532.50 | 5,695,966.31 | 0.00 | 0.00 | 0.00 | 5,695,966.31 | 0.00 | 15,345,467.50 | 0.00 | 3,946,566.19 |
| PS | | 24,988,000.00 | 0.00 | 24,988,000.00 | 24,988,000.00 | 0.00 | 0.00 | 0.00 | 24,988,000.00 | 9,642,532.50 | 0.00 | 0.00 | 0.00 | 9,642,532.50 | 5,695,966.31 | 0.00 | 0.00 | 0.00 | 5,695,966.31 | 0.00 | 15,345,467.50 | 0.00 | 3,946,566.19 |
| Sub-Total II. Automatic Appropriations | | 26,918,000.00 | 0.00 | 26,918,000.00 | 26,918,000.00 | 0.00 | 0.00 | 0.00 | 26,918,000.00 | 9,981,740.20 | 0.00 | 0.00 | 0.00 | 9,981,740.20 | 5,951,394.00 | 0.00 | 0.00 | 0.00 | 5,951,394.00 | 0.00 | 16,936,259.80 | 0.00 | 4,030,346.20 |
| PS | | 26,918,000.00 | 0.00 | 26,918,000.00 | 26,918,000.00 | 0.00 | 0.00 | 0.00 | 26,918,000.00 | 9,981,740.20 | 0.00 | 0.00 | 0.00 | 9,981,740.20 | 5,951,394.00 | 0.00 | 0.00 | 0.00 | 5,951,394.00 | 0.00 | 16,936,259.80 | 0.00 | 4,030,346.20 |
| GRAND TOTAL | | 1,795,917,000.00 | (30,000,000.00) | 1,765,917,000.00 | 1,765,917,000.00 | 0.00 | 0.00 | 0.00 | 1,765,917,000.00 | 497,561,964.56 | 0.00 | 0.00 | 0.00 | 497,561,964.56 | 147,519,839.26 | 0.00 | 0.00 | 0.00 | 147,519,839.26 | 0.00 | 1,268,355,035.44 | 0.00 | 350,042,125.30 |
| PS | | 328,324,000.00 | 0.00 | 328,324,000.00 | 328,324,000.00 | 0.00 | 0.00 | 0.00 | 328,324,000.00 | 120,192,460.42 | 0.00 | 0.00 | 0.00 | 120,192,460.42 | 64,307,662.21 | 0.00 | 0.00 | 0.00 | 64,307,662.21 | 0.00 | 208,131,539.58 | 0.00 | 55,884,798.21 |
| MOOE | | 1,361,250,000.00 | (30,000,000.00) | 1,331,250,000.00 | 1,331,250,000.00 | 0.00 | 0.00 | 0.00 | 1,331,250,000.00 | 367,368,461.51 | 0.00 | 0.00 | 0.00 | 367,368,461.51 | 82,611,679.96 | 0.00 | 0.00 | 0.00 | 82,611,679.96 | 0.00 | 963,881,538.49 | 0.00 | 284,756,581.55 |
| CO | | 106,343,000.00 | 0.00 | 106,343,000.00 | 106,343,000.00 | 0.00 | 0.00 | 0.00 | 106,343,000.00 | 10,001,042.63 | 0.00 | 0.00 | 0.00 | 10,001,042.63 | 600,297.09 | 0.00 | 0.00 | 0.00 | 600,297.09 | 0.00 | 96,341,957.37 | 0.00 | 9,400,745.54 |


Recapitulation by OC:

| I. Agency Specific Budget | UACS CODE | Authorized Appropriation | Adjustments (To/From, Modifications/ Augmentations) | Adjusted Appropriations | Allotments Received | Adjustments (Reductions, Modifications/ Augmentations) | Transfer To | Transfer From | Adjusted Total Allotments | 1st Quarter Ending Mar. 31 | 2nd Quarter Ending June 30 | 3rd Quarter Ending Sept. 30 | 4th Quarter Ending Dec. 31 | Total | 1st Quarter Ending Mar. 31 | 2nd Quarter Ending June 30 | 3rd Quarter Ending Sept. 30 | 4th Quarter Ending Dec. 31 | Total | Unreleased Appropriations | Unobligated Allotment | Unpaid Obligations (15-20) = (23+24) | |
|---|-----------------|--------------------------|---|-------------------------|---------------------|--|-------------|---------------|---------------------------|----------------------------|----------------------------|-----------------------------|----------------------------|----------------|----------------------------|----------------------------|-----------------------------|----------------------------|----------------|---------------------------|-----------------------|--------------------------------------|----------------|
| TECHNICAL AND SUPPORT SERVICES PROGRAM | 310100000000000 | 1,702,056,000.00 | (30,000,000.00) | 1,672,056,000.00 | 1,672,056,000.00 | 0.00 | 0.00 | 0.00 | 1,672,056,000.00 | 476,572,857.68 | 0.00 | 0.00 | 0.00 | 476,572,857.68 | 140,238,557.98 | 0.00 | 0.00 | 0.00 | 140,238,557.98 | 0.00 | 1,195,483,142.32 | 0.00 | 336,334,299.70 |
| LOCALLY-FUNDED AND FOREIGN-ASSISTED PROGRAM | 310500000000000 | 30,000,000.00 | 0.00 | 30,000,000.00 | 30,000,000.00 | 0.00 | 0.00 | 0.00 | 30,000,000.00 | 2,975,831.50 | 0.00 | 0.00 | 0.00 | 2,975,831.50 | 46,888.95 | 0.00 | 0.00 | 0.00 | 46,888.95 | 0.00 | 27,024,168.50 | 0.00 | 2,826,942.55 |


CERTIFIED CORRECT:


LEONILA D. CATIZ
Chief, Budget Unit

CERTIFIED CORRECT:


GILLIAN ROSE L. SALUIB
OIC-Chief, Accounting Unit

APPROVED BY:


REMELYN R. RECOTER, MNSA, CESO III
Director IV

STATEMENT OF APPROPRIATIONS, ALLOTMENTS, OBLIGATIONS, DISBURSEMENTS AND BALANCES
As at the Quarter Ending March 31, 2024

Department : Department of Agriculture (DA)
Agency/Entity : Office of the Secretary
Operating Unit : Agricultural Training Institute
Organization Code (UACS) : 05 001 0200001
Fund Cluster : 01 - Regular Agency Fund

- Current Year Appropriations
- Supplemental Appropriations
- Continuing Appropriations

| Particulars | UACS CODE | Appropriation | | | Allotments | | | | | | Current Year Obligations | | | | | Current Year Disbursements | | | | | Balances | | | |
|--|-----------|--------------------------|--|-------------------------|---------------------|--|-------------|---------------|---------------------------|----------------------------|----------------------------|-----------------------------|----------------------------|--------------------|----------------------------|----------------------------|-----------------------------|----------------------------|--------------------|---------------------------|-----------------------|--------------------------------------|----------------------------|--|
| | | Authorized Appropriation | Adjustments (Transfer (To)/From, Modifications/ Augmentations) | Adjusted Appropriations | Allotments Received | Adjustments (Reductions, Modifications/ Augmentations) | Transfer To | Transfer From | Adjusted Total Allotments | 1st Quarter Ending Mar. 31 | 2nd Quarter Ending June 30 | 3rd Quarter Ending Sept. 30 | 4th Quarter Ending Dec. 31 | Total | 1st Quarter Ending Mar. 31 | 2nd Quarter Ending June 30 | 3rd Quarter Ending Sept. 30 | 4th Quarter Ending Dec. 31 | Total | Unreleased Appropriations | Unobligated Allotment | Unpaid Obligations (15-20) = (23+24) | | |
| | | | | | | | | | | | | | | | | | | | | | | Due and Demandable | Not Yet Due and Demandable | |
| 1 | 2 | 3 | 4 | 5=(3+4) | 6 | 7 | 8 | 9 | 10 = [(6+)-(7)-8+9] | 11 | 12 | 13 | 14 | 15 = 11 + 12+13+14 | 16 | 17 | 18 | 19 | 20 = 16 + 17+18+19 | 21=(5-10) | 22=(10-15) | 23 | 24 | |
| I. Agency Specific Budget | | 1,768,999,000.00 | (30,000,000.00) | 1,738,999,000.00 | 1,738,999,000.00 | - | - | - | 1,738,999,000.00 | 487,580,224.36 | - | - | - | 487,580,224.36 | 141,568,445.26 | - | - | - | 141,568,445.26 | - | 1,251,418,775.64 | - | 346,011,779.10 | |
| Specific Budgets of National Government Agencies | 1101101 | 1,768,999,000.00 | (30,000,000.00) | 1,738,999,000.00 | 1,738,999,000.00 | - | - | - | 1,738,999,000.00 | 487,580,224.36 | - | - | - | 487,580,224.36 | 141,568,445.26 | - | - | - | 141,568,445.26 | - | 1,251,418,775.64 | - | 346,011,779.10 | |
| Personnel Services | 501000000 | 301,406,000.00 | - | 301,406,000.00 | 301,406,000.00 | - | - | - | 301,406,000.00 | 110,210,720.22 | - | - | - | 110,210,720.22 | 58,356,268.21 | - | - | - | 58,356,268.21 | - | 191,195,279.78 | - | 51,854,452.91 | |
| Salaries and Wages | 501010000 | 224,314,000.00 | - | 224,314,000.00 | 224,314,000.00 | - | - | - | 224,314,000.00 | 87,868,537.49 | - | - | - | 87,868,537.49 | 50,500,279.05 | - | - | - | 50,500,279.05 | - | 136,445,462.51 | - | 37,368,258.43 | |
| Salaries and Wages - Regular | | 224,314,000.00 | - | 224,314,000.00 | 224,314,000.00 | - | - | - | 224,314,000.00 | 87,868,537.49 | - | - | - | 87,868,537.49 | 50,500,279.05 | - | - | - | 50,500,279.05 | - | 136,445,462.51 | - | 37,368,258.43 | |
| Basic Salary - Civilian | 501010100 | 224,314,000.00 | - | 224,314,000.00 | 224,314,000.00 | - | - | - | 224,314,000.00 | 87,868,537.49 | - | - | - | 87,868,537.49 | 50,500,279.05 | - | - | - | 50,500,279.05 | - | 136,445,462.51 | - | 37,368,258.43 | |
| Other Compensation | 501020000 | 61,442,000.00 | - | 61,442,000.00 | 61,442,000.00 | - | - | - | 61,442,000.00 | 19,019,106.94 | - | - | - | 19,019,106.94 | 5,684,032.19 | - | - | - | 5,684,032.19 | - | 42,422,893.06 | - | 13,335,074.75 | |
| Personal Economic Relief Allowance (PERA) | | 13,152,000.00 | - | 13,152,000.00 | 13,152,000.00 | - | - | - | 13,152,000.00 | 5,024,909.12 | - | - | - | 5,024,909.12 | 2,862,782.19 | - | - | - | 2,862,782.19 | - | 8,127,990.88 | - | 2,162,126.93 | |
| PERA - Civilian | 501020100 | 13,152,000.00 | - | 13,152,000.00 | 13,152,000.00 | - | - | - | 13,152,000.00 | 5,024,909.12 | - | - | - | 5,024,909.12 | 2,862,782.19 | - | - | - | 2,862,782.19 | - | 8,127,990.88 | - | 2,162,126.93 | |
| Representation Allowance (RA) | 501020200 | 1,068,000.00 | - | 1,068,000.00 | 1,068,000.00 | - | - | - | 1,068,000.00 | 488,500.00 | - | - | - | 488,500.00 | 307,500.00 | - | - | - | 307,500.00 | - | 579,500.00 | - | 181,000.00 | |
| Transportation Allowance (TA) | 501020300 | 1,068,000.00 | - | 1,068,000.00 | 1,068,000.00 | - | - | - | 1,068,000.00 | 442,750.00 | - | - | - | 442,750.00 | 275,750.00 | - | - | - | 275,750.00 | - | 625,250.00 | - | 167,000.00 | |
| Clothing/Uniform Allowance | | 3,288,000.00 | - | 3,288,000.00 | 3,288,000.00 | - | - | - | 3,288,000.00 | 2,694,000.00 | - | - | - | 2,694,000.00 | 2,238,000.00 | - | - | - | 2,238,000.00 | - | 594,000.00 | - | 456,000.00 | |
| Clothing/Uniform Allowance - Civilian | 501020400 | 3,288,000.00 | - | 3,288,000.00 | 3,288,000.00 | - | - | - | 3,288,000.00 | 2,694,000.00 | - | - | - | 2,694,000.00 | 2,238,000.00 | - | - | - | 2,238,000.00 | - | 594,000.00 | - | 456,000.00 | |
| Year End Bonus | | 18,693,000.00 | - | 18,693,000.00 | 18,693,000.00 | - | - | - | 18,693,000.00 | - | - | - | - | - | - | - | - | - | - | - | 18,693,000.00 | - | - | |
| Year End Bonus - Civilian | 501021400 | 18,693,000.00 | - | 18,693,000.00 | 18,693,000.00 | - | - | - | 18,693,000.00 | - | - | - | - | - | - | - | - | - | - | - | 18,693,000.00 | - | - | |
| Cash Gift | | 2,740,000.00 | - | 2,740,000.00 | 2,740,000.00 | - | - | - | 2,740,000.00 | - | - | - | - | - | - | - | - | - | - | - | 2,740,000.00 | - | - | |
| Cash Gift - Civilian | 501021500 | 2,740,000.00 | - | 2,740,000.00 | 2,740,000.00 | - | - | - | 2,740,000.00 | - | - | - | - | - | - | - | - | - | - | - | 2,740,000.00 | - | - | |
| Mid-Year Bonus | | 18,693,000.00 | - | 18,693,000.00 | 18,693,000.00 | - | - | - | 18,693,000.00 | 10,368,947.82 | - | - | - | 10,368,947.82 | - | - | - | - | - | - | 8,324,052.18 | - | 10,368,947.82 | |
| Mid-Year Bonus-Civilian | 501021600 | 18,693,000.00 | - | 18,693,000.00 | 18,693,000.00 | - | - | - | 18,693,000.00 | 10,368,947.82 | - | - | - | 10,368,947.82 | - | - | - | - | - | - | 8,324,052.18 | - | 10,368,947.82 | |
| Other Bonuses and Allowances | | 2,740,000.00 | - | 2,740,000.00 | 2,740,000.00 | - | - | - | 2,740,000.00 | - | - | - | - | - | - | - | - | - | - | - | 2,740,000.00 | - | - | |
| Productivity Enhancement Incentive - Civilian | 501029901 | 2,740,000.00 | - | 2,740,000.00 | 2,740,000.00 | - | - | - | 2,740,000.00 | - | - | - | - | - | - | - | - | - | - | - | 2,740,000.00 | - | - | |
| Personnel Benefit Contributions | 501030000 | 6,339,000.00 | - | 6,339,000.00 | 6,339,000.00 | - | - | - | 6,339,000.00 | 2,760,565.40 | - | - | - | 2,760,565.40 | 1,609,446.57 | - | - | - | 1,609,446.57 | - | 3,578,434.60 | - | 1,151,118.83 | |
| Pag-IBIG Contributions | | 657,000.00 | - | 657,000.00 | 657,000.00 | - | - | - | 657,000.00 | 443,100.00 | - | - | - | 443,100.00 | 234,900.00 | - | - | - | 234,900.00 | - | 213,900.00 | - | 208,200.00 | |
| Pag-IBIG - Civilian | 501030200 | 657,000.00 | - | 657,000.00 | 657,000.00 | - | - | - | 657,000.00 | 443,100.00 | - | - | - | 443,100.00 | 234,900.00 | - | - | - | 234,900.00 | - | 213,900.00 | - | 208,200.00 | |
| PhilHealth Contributions | | 5,025,000.00 | - | 5,025,000.00 | 5,025,000.00 | - | - | - | 5,025,000.00 | 2,071,484.49 | - | - | - | 2,071,484.49 | 1,232,546.57 | - | - | - | 1,232,546.57 | - | 2,953,515.51 | - | 838,937.82 | |
| PhilHealth - Civilian | 501030300 | 5,025,000.00 | - | 5,025,000.00 | 5,025,000.00 | - | - | - | 5,025,000.00 | 2,071,484.49 | - | - | - | 2,071,484.49 | 1,232,546.57 | - | - | - | 1,232,546.57 | - | 2,953,515.51 | - | 838,937.82 | |
| Employees Compensation Insurance Premiums (ECIP) | | 657,000.00 | - | 657,000.00 | 657,000.00 | - | - | - | 657,000.00 | 245,980.91 | - | - | - | 245,980.91 | 142,000.00 | - | - | - | 142,000.00 | - | 411,019.09 | - | 103,980.91 | |
| ECIP - Civilian | 501030400 | 657,000.00 | - | 657,000.00 | 657,000.00 | - | - | - | 657,000.00 | 245,980.91 | - | - | - | 245,980.91 | 142,000.00 | - | - | - | 142,000.00 | - | 411,019.09 | - | 103,980.91 | |
| Other Personnel Benefits | 501040000 | 9,311,000.00 | - | 9,311,000.00 | 9,311,000.00 | - | - | - | 9,311,000.00 | 562,510.39 | - | - | - | 562,510.39 | 562,510.39 | - | - | - | 562,510.39 | - | 8,748,489.61 | - | - | |
| Terminal Leave Benefits | | 8,560,000.00 | - | 8,560,000.00 | 8,560,000.00 | - | - | - | 8,560,000.00 | 518,198.39 | - | - | - | 518,198.39 | 518,198.39 | - | - | - | 518,198.39 | - | 8,041,801.61 | - | - | |
| Terminal Leave Benefits - Civilian | 501040300 | 8,560,000.00 | - | 8,560,000.00 | 8,560,000.00 | - | - | - | 8,560,000.00 | 518,198.39 | - | - | - | 518,198.39 | 518,198.39 | - | - | - | 518,198.39 | - | 8,041,801.61 | - | - | |
| Other Personnel Benefits | | 751,000.00 | - | 751,000.00 | 751,000.00 | - | - | - | 751,000.00 | 44,312.00 | - | - | - | 44,312.00 | 44,312.00 | - | - | - | 44,312.00 | - | 706,688.00 | - | - | |
| Lump-sum for Step Increments - Length of Service | 501049901 | 561,000.00 | - | 561,000.00 | 561,000.00 | - | - | - | 561,000.00 | 34,312.00 | - | - | - | 34,312.00 | 34,312.00 | - | - | - | 34,312.00 | - | 526,688.00 | - | - | |
| Loyalty Award - Civilian | 501049915 | 190,000.00 | - | 190,000.00 | 190,000.00 | - | - | - | 190,000.00 | 10,000.00 | - | - | - | 10,000.00 | 10,000.00 | - | - | - | 10,000.00 | - | 180,000.00 | - | - | |
| Maintenance and Other Operating Expenses | 502000000 | 1,361,250,000.00 | (30,000,000.00) | 1,331,250,000.00 | 1,331,250,000.00 | - | - | - | 1,331,250,000.00 | 367,368,461.51 | - | - | - | 367,368,461.51 | 82,611,878.96 | - | - | - | 82,611,878.96 | - | 963,881,538.49 | - | 284,756,581.55 | |
| Traveling Expenses | 502010000 | 56,876,000.00 | - | 56,876,000.00 | 56,876,000.00 | - | - | - | 56,876,000.00 | 6,392,557.03 | - | - | - | 6,392,557.03 | 4,610,270.20 | - | - | - | 4,610,270.20 | - | 50,463,442.97 | - | 1,782,286.83 | |
| Traveling Expenses - Local | 502010100 | 52,296,000.00 | - | 52,296,000.00 | 52,296,000.00 | - | - | - | 52,296,000.00 | 4,652,557.03 | - | - | - | 4,652,557.03 | 2,770,270.20 | - | - | - | 2,770,270.20 | - | 47,743,442.97 | - | 1,782,286.83 | |
| Traveling Expenses - Foreign | 502010200 | 4,580,000.00 | - | 4,580,000.00 | 4,580,000.00 | - | - | - | 4,580,000.00 | 1,840,000.00 | - | - | - | 1,840,000.00 | 1,840,000.00 | - | - | - | 1,840,000.00 | - | 2,740,000.00 | - | - | |
| Training and Scholarship Expenses | 502020000 | 864,891,000.00 | 3,883,500.00 | 868,774,500.00 | 864,891,000.00 | 3,883,500.00 | - | - | 868,774,500.00 | 209,525,992.61 | - | - | - | 209,525,992.61 | 60,897,456.80 | - | - | - | 60,897,456.80 | - | 659,248,507.39 | - | 148,528,535.81 | |
| Training Expenses | | 748,804,000.00 | 11,250,000.00 | 760,054,000.00 | 748,804,000.00 | 11,250,000.00 | - | - | 760,054,000.00 | 176,730,667.11 | - | - | - | 176,730,667.11 | 50,729,669.60 | - | - | - | 50,729,669.60 | - | 583,323,332.89 | - | 126,000,997.51 | |
| Training Expenses | 502020100 | 748,804,000.00 | 11,250,000.00 | 760,054,000.00 | 748,804,000.00 | 11,250,000.00 | - | - | 760,054,000.00 | 176,730,667.11 | - | - | - | 176,730,667.11 | 50,729,669.60 | - | - | - | 50,729,669.60 | - | 583,323,332.89 | - | 126,000,997.51 | |
| Scholarship Grants/Expenses | | 116,087,000.00 | (7,366,500.00) | 108,720,500.00 | 116,087,000.00 | (7,366,500 | | | | | | | | | | | | | | | | | | |

STATEMENT OF APPROPRIATIONS, ALLOTMENTS, OBLIGATIONS, DISBURSEMENTS AND BALANCES
As at the Quarter Ending March 31, 2024

Department : Department of Agriculture (DA)
Agency/Entity : Office of the Secretary
Operating Unit : Agricultural Training Institute
Organization Code (UACS) : 05 001 020001
Fund Cluster : 01 - Regular Agency Fund

- Current Year Appropriations
- Supplemental Appropriations
- Continuing Appropriations

| Particulars | UACS CODE | Appropriation | | | Allotments | | | | | Current Year Obligations | | | | | Current Year Disbursements | | | | | Balances | | | |
|---|------------|--------------------------|--|-------------------------|---------------------|--|-------------|---------------|---------------------------|----------------------------|----------------------------|-----------------------------|----------------------------|--------------------|----------------------------|----------------------------|-----------------------------|----------------------------|--------------------|---------------------------|-----------------------|--------------------|----------------------------|
| | | Authorized Appropriation | Adjustments (Transfer (To)/From, Modifications/ Augmentations) | Adjusted Appropriations | Allotments Received | Adjustments (Reductions, Modifications/ Augmentations) | Transfer To | Transfer From | Adjusted Total Allotments | 1st Quarter Ending Mar. 31 | 2nd Quarter Ending June 30 | 3rd Quarter Ending Sept. 30 | 4th Quarter Ending Dec. 31 | Total | 1st Quarter Ending Mar. 31 | 2nd Quarter Ending June 30 | 3rd Quarter Ending Sept. 30 | 4th Quarter Ending Dec. 31 | Total | Unreleased Appropriations | Unobligated Allotment | Unpaid Obligations | |
| | | | | | | | | | | | | | | | | | | | | | | Due and Demandable | Not Yet Due and Demandable |
| 1 | 2 | 3 | 4 | 5=(3+4) | 6 | 7 | 8 | 9 | 10 = [(6+)-(7)-8+9] | 11 | 12 | 13 | 14 | 15 = 11 + 12+13+14 | 16 | 17 | 18 | 19 | 20 = 16 + 17+18+19 | 21=(5-10) | 22=(10-15) | 23 | 24 |
| Extraordinary and Miscellaneous Expenses | 5021003000 | 136,000.00 | - | 136,000.00 | 136,000.00 | | | | 136,000.00 | 33,500.00 | | | | 33,500.00 | 22,200.00 | | | | 22,200.00 | - | 102,500.00 | | 11,300.00 |
| Professional Services | 5021100000 | 53,109,000.00 | - | 53,109,000.00 | 53,109,000.00 | | | | 53,109,000.00 | 25,749,566.68 | | | | 25,749,566.68 | 6,391,996.69 | | | | 6,391,996.69 | - | 27,358,431.32 | | 19,357,571.99 |
| Legal Services | 5021101000 | 297,000.00 | - | 297,000.00 | 297,000.00 | | | | 297,000.00 | 2,000.00 | | | | 2,000.00 | 2,000.00 | | | | 2,000.00 | - | 295,000.00 | | - |
| Auditing Services | 5021102000 | 110,000.00 | - | 110,000.00 | 110,000.00 | | | | 110,000.00 | | | | | | | | | | | - | 110,000.00 | | - |
| Consultancy Services | 5021103002 | 15,000,000.00 | - | 15,000,000.00 | 15,000,000.00 | | | | 15,000,000.00 | 14,792,911.97 | | | | 14,792,911.97 | 749,985.80 | | | | 749,985.80 | - | 207,088.03 | | 14,042,816.17 |
| Other Professional Services | 5021199000 | 37,702,000.00 | - | 37,702,000.00 | 37,702,000.00 | | | | 37,702,000.00 | 10,954,656.71 | | | | 10,954,656.71 | 5,640,900.89 | | | | 5,640,900.89 | - | 26,747,343.29 | | 5,314,655.82 |
| General Services | 5021200000 | 15,550,000.00 | - | 15,550,000.00 | 15,550,000.00 | | | | 15,550,000.00 | 7,604,544.14 | | | | 7,604,544.14 | 2,363,851.63 | | | | 2,363,851.63 | - | 7,945,456.86 | | 5,240,692.51 |
| Janitorial Services | 5021202000 | 4,750,000.00 | - | 4,750,000.00 | 4,750,000.00 | | | | 4,750,000.00 | 1,504,628.21 | | | | 1,504,628.21 | 574,872.62 | | | | 574,872.62 | - | 3,245,371.79 | | 929,755.59 |
| Security Services | 5021203000 | 10,700,000.00 | - | 10,700,000.00 | 10,700,000.00 | | | | 10,700,000.00 | 6,099,915.93 | | | | 6,099,915.93 | 1,788,979.01 | | | | 1,788,979.01 | - | 4,600,084.07 | | 4,310,936.92 |
| Other General Services | 5021299009 | 100,000.00 | - | 100,000.00 | 100,000.00 | | | | 100,000.00 | | | | | | | | | | | - | 100,000.00 | | - |
| Repairs and Maintenance | 5021300000 | 11,524,000.00 | - | 11,524,000.00 | 11,524,000.00 | | | | 11,524,000.00 | 2,013,068.71 | | | | 2,013,068.71 | 596,815.99 | | | | 596,815.99 | - | 9,510,931.29 | | 1,416,252.72 |
| Repairs and Maintenance - Buildings and Other Structures | | 5,776,000.00 | - | 5,776,000.00 | 5,776,000.00 | | | | 5,776,000.00 | 789,405.10 | | | | 789,405.10 | 27,157.00 | | | | 27,157.00 | - | 4,986,594.90 | | 762,248.10 |
| Buildings | 5021304001 | 5,276,000.00 | - | 5,276,000.00 | 5,276,000.00 | | | | 5,276,000.00 | 789,405.10 | | | | 789,405.10 | 27,157.00 | | | | 27,157.00 | - | 4,486,594.90 | | 762,248.10 |
| Other Structures | 5021304009 | 500,000.00 | - | 500,000.00 | 500,000.00 | | | | 500,000.00 | | | | | | | | | | | - | 500,000.00 | | - |
| Repairs and Maintenance - Machinery and Equipment | | 1,700,000.00 | - | 1,700,000.00 | 1,700,000.00 | | | | 1,700,000.00 | 19,561.00 | | | | 19,561.00 | 176.00 | | | | 176.00 | - | 1,680,439.00 | | 19,385.00 |
| Office Equipment | 5021305002 | 1,600,000.00 | - | 1,600,000.00 | 1,600,000.00 | | | | 1,600,000.00 | 19,561.00 | | | | 19,561.00 | 176.00 | | | | 176.00 | - | 1,680,439.00 | | 19,385.00 |
| Other Machinery and Equipment | 5021305009 | 100,000.00 | - | 100,000.00 | 100,000.00 | | | | 100,000.00 | | | | | | | | | | | - | 100,000.00 | | - |
| Repairs and Maintenance - Transportation Equipment | | 3,900,000.00 | - | 3,900,000.00 | 3,900,000.00 | | | | 3,900,000.00 | 1,204,102.61 | | | | 1,204,102.61 | 569,482.99 | | | | 569,482.99 | - | 2,695,897.39 | | 634,619.62 |
| Motor Vehicles | 5021306001 | 3,900,000.00 | - | 3,900,000.00 | 3,900,000.00 | | | | 3,900,000.00 | 1,204,102.61 | | | | 1,204,102.61 | 569,482.99 | | | | 569,482.99 | - | 2,695,897.39 | | 634,619.62 |
| Repairs and Maintenance - Semi-Expendable Machinery and Equipment | | 148,000.00 | - | 148,000.00 | 148,000.00 | | | | 148,000.00 | | | | | | | | | | | - | 148,000.00 | | - |
| Office Equipment | 5021321002 | 100,000.00 | - | 100,000.00 | 100,000.00 | | | | 100,000.00 | | | | | | | | | | | - | 100,000.00 | | - |
| Technical and Scientific Equipment | 5021321013 | 48,000.00 | - | 48,000.00 | 48,000.00 | | | | 48,000.00 | | | | | | | | | | | - | 48,000.00 | | - |
| Financial Assistance/Subsidy | | 242,650,000.00 | (30,883,500.00) | 211,766,500.00 | 212,650,000.00 | (883,500.00) | | | 211,766,500.00 | 102,529,500.00 | | | | 102,529,500.00 | 909,500.00 | | | | 909,500.00 | - | 109,237,000.00 | | 101,620,000.00 |
| Assistance to Other National Government Agencies | 5021402000 | 30,000,000.00 | (30,000,000.00) | - | - | | | | - | | | | | | | | | | | - | - | | - |
| Assistance to NGOs/CSOs | 5021405000 | 212,650,000.00 | (883,500.00) | 211,766,500.00 | 212,650,000.00 | (883,500.00) | | | 211,766,500.00 | 102,529,500.00 | | | | 102,529,500.00 | 909,500.00 | | | | 909,500.00 | - | 109,237,000.00 | | 101,620,000.00 |
| Taxes, Insurance Premiums and Other Fees | | 10,330,000.00 | - | 10,330,000.00 | 10,330,000.00 | | | | 10,330,000.00 | 1,773,497.50 | | | | 1,773,497.50 | 1,284,508.25 | | | | 1,284,508.25 | - | 8,556,502.50 | | 486,989.25 |
| Taxes, Duties and Licenses | 5021501001 | 130,000.00 | - | 130,000.00 | 130,000.00 | | | | 130,000.00 | | | | | | | | | | | - | 130,000.00 | | - |
| Fidelity Bond Premiums | 5021502000 | 1,150,000.00 | - | 1,150,000.00 | 1,150,000.00 | | | | 1,150,000.00 | 310,231.16 | | | | 310,231.16 | 255,831.16 | | | | 255,831.16 | - | 839,768.84 | | 54,400.00 |
| Insurance Expenses | 5021503000 | 9,050,000.00 | - | 9,050,000.00 | 9,050,000.00 | | | | 9,050,000.00 | 1,463,266.34 | | | | 1,463,266.34 | 1,028,677.09 | | | | 1,028,677.09 | - | 7,586,733.66 | | 434,589.25 |
| Labor and Wages | | 800,000.00 | - | 800,000.00 | 800,000.00 | | | | 800,000.00 | | | | | | | | | | | - | 800,000.00 | | - |
| Labor and Wages | 5021601000 | 800,000.00 | - | 800,000.00 | 800,000.00 | | | | 800,000.00 | | | | | | | | | | | - | 800,000.00 | | - |
| Other Maintenance and Operating Expenses | 5029900000 | 19,942,000.00 | - | 19,942,000.00 | 19,942,000.00 | | | | 19,942,000.00 | 2,524,203.35 | | | | 2,524,203.35 | 635,139.95 | | | | 635,139.95 | - | 17,417,796.65 | | 1,889,063.40 |
| Advertising, Promotional and Marketing Expense | 5029901000 | 750,000.00 | - | 750,000.00 | 750,000.00 | | | | 750,000.00 | 480,000.00 | | | | 480,000.00 | | | | | | - | 270,000.00 | | 480,000.00 |
| Printing and Publication Expenses | 5029902000 | 9,039,000.00 | - | 9,039,000.00 | 9,039,000.00 | | | | 9,039,000.00 | 482,519.40 | | | | 482,519.40 | 211,408.00 | | | | 211,408.00 | - | 8,556,480.60 | | 271,113.40 |
| Representation Expenses | 5029903000 | 2,474,000.00 | - | 2,474,000.00 | 2,474,000.00 | | | | 2,474,000.00 | 681,208.00 | | | | 681,208.00 | 8,758.00 | | | | 8,758.00 | - | 1,792,792.00 | | 671,450.00 |
| Transportation and Delivery Expenses | 5029904000 | 500,000.00 | - | 500,000.00 | 500,000.00 | | | | 500,000.00 | | | | | | | | | | | - | 500,000.00 | | - |
| Rent/Lease Expenses | | 2,000,000.00 | - | 2,000,000.00 | 2,000,000.00 | | | | 2,000,000.00 | 40,556.00 | | | | 40,556.00 | 24,056.00 | | | | 24,056.00 | - | 1,959,444.00 | | 16,500.00 |
| Rents - Motor Vehicles | 5029905003 | 2,000,000.00 | - | 2,000,000.00 | 2,000,000.00 | | | | 2,000,000.00 | 40,556.00 | | | | 40,556.00 | 24,056.00 | | | | 24,056.00 | - | 1,959,444.00 | | 16,500.00 |
| Membership Dues and Contributions to Organizations | 5029906000 | 100,000.00 | - | 100,000.00 | 100,000.00 | | | | 100,000.00 | | | | | | | | | | | - | 100,000.00 | | - |
| Subscription Expenses | | 1,303,000.00 | - | 1,303,000.00 | 1,303,000.00 | | | | 1,303,000.00 | 385,360.00 | | | | 385,360.00 | 385,360.00 | | | | 385,360.00 | - | 917,640.00 | | - |
| ICT Software Subscription | 5029907001 | 103,000.00 | - | 103,000.00 | 103,000.00 | | | | 103,000.00 | 103,000.00 | | | | 103,000.00 | 103,000.00 | | | | 103,000.00 | - | - | | - |
| Cloud Computing Service | 5029907003 | 575,000.00 | - | 575,000.00 | 575,000.00 | | | | 575,000.00 | | | | | | | | | | | - | 575,000.00 | | - |
| Library and Other Reading Materials Subscription Expenses | 5029907004 | 50,000.00 | - | 50,000.00 | 50,000.00 | | | | 50,000.00 | | | | | | | | | | | - | 50,000.00 | | - |
| Other Subscription Expenses | 5029907099 | 575,000.00 | - | 575,000.00 | 575,000.00 | | | | 575,000.00 | 282,360.00 | | | | 282,360.00 | 282,360.00 | | | | 282,360.00 | - | 292,640.00 | | - |
| Donations | 5029908000 | 2,100,000.00 | - | 2,100,000.00 | 2,100,000.00 | | | | 2,100,000.00 | 450,000.00 | | | | 450,000.00 | | | | | | - | 1,650,000.00 | | 450,000.00 |
| Bank Transaction Fee | 5029922000 | 10,000.00 | - | 10,000.00 | 10,000.00 | | | | 10,000.00 | | | | | | | | | | | - | 10,000.00 | | - |
| Other Maintenance and Operating Expenses | | 1,666,000.00 | - | 1,666,000.00 | 1,666,000.00 | | | | 1,666,000.00 | 4,559.95 | | | | 4,559.95 | 4,559.95 | | | | 4,559.95 | - | 1,661,440.05 | | - |
| Other Maintenance and Operating Expenses | 5029999099 | 1,666,000.00 | | | | | | | | | | | | | | | | | | | | | |

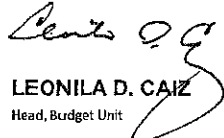
STATEMENT OF APPROPRIATIONS, ALLOTMENTS, OBLIGATIONS, DISBURSEMENTS AND BALANCES
As at the Quarter Ending March 31, 2024

Department : Department of Agriculture (DA)
Agency/Entity : Office of the Secretary
Operating Unit : Agricultural Training Institute
Organization Code (UACS) : 05 001 0200001
Fund Cluster : 01 - Regular Agency Fund

- Current Year Appropriations
- Supplemental Appropriations
- Continuing Appropriations

| Particulars | UACS CODE | Appropriation | | | Allotments | | | | | Current Year Obligations | | | | | Current Year Disbursements | | | | | Balances | | | | |
|--|------------|--------------------------|---|-------------------------|-------------------------|---|-------------|---------------|---------------------------|----------------------------|----------------------------|-----------------------------|----------------------------|-----------------------|----------------------------|----------------------------|-----------------------------|----------------------------|--------------------|---------------------------|-----------------------|-------------------------|----------|-----------------------|
| | | Authorized Appropriation | Adjustments (Transfer To/From, Modifications/Augmentations) | Adjusted Appropriations | Allotments Received | Adjustments (Reductions, Modifications/Augmentations) | Transfer To | Transfer From | Adjusted Total Allotments | 1st Quarter Ending Mar. 31 | 2nd Quarter Ending June 30 | 3rd Quarter Ending Sept. 30 | 4th Quarter Ending Dec. 31 | Total | 1st Quarter Ending Mar. 31 | 2nd Quarter Ending June 30 | 3rd Quarter Ending Sept. 30 | 4th Quarter Ending Dec. 31 | Total | Unreleased Appropriations | Unobligated Allotment | Unpaid Obligations | | |
| | | | | | | | | | | | | | | | | | | | | | | (15-20) = (23+24) | (23+24) | |
| 1 | 2 | 3 | 4 | 5=(3+4) | 6 | 7 | 8 | 9 | 10 = ((6+(-)7)-8+9) | 11 | 12 | 13 | 14 | 15 = 11 + 12+13+14 | 16 | 17 | 18 | 19 | 20 = 16 + 17+18+19 | 21=(5-10) | 22=(10-15) | 23 | 24 | |
| Intangible Assets Outlay | 5060600000 | 140,000.00 | - | 140,000.00 | 140,000.00 | - | - | - | 140,000.00 | - | - | - | - | - | - | - | - | - | - | - | - | - | - | - |
| Computer Software | 5060602000 | 140,000.00 | - | 140,000.00 | 140,000.00 | - | - | - | 140,000.00 | - | - | - | - | - | - | - | - | - | - | - | - | - | - | - |
| II. Automatic Appropriations | | 26,918,000.00 | - | 26,918,000.00 | 26,918,000.00 | - | - | - | 26,918,000.00 | 9,981,740.20 | - | - | - | 9,981,740.20 | 5,951,394.00 | - | - | - | - | 5,951,394.00 | - | 16,936,259.80 | - | 4,030,346.20 |
| Retirement and Life Insurance Premiums | 1104102 | 26,918,000.00 | - | 26,918,000.00 | 26,918,000.00 | - | - | - | 26,918,000.00 | 9,981,740.20 | - | - | - | 9,981,740.20 | 5,951,394.00 | - | - | - | - | 5,951,394.00 | - | 16,936,259.80 | - | 4,030,346.20 |
| Personnel Services | 5010000000 | 26,918,000.00 | - | 26,918,000.00 | 26,918,000.00 | - | - | - | 26,918,000.00 | 9,981,740.20 | - | - | - | 9,981,740.20 | 5,951,394.00 | - | - | - | - | 5,951,394.00 | - | 16,936,259.80 | - | 4,030,346.20 |
| Personnel Benefit Contributions | 5010300000 | 26,918,000.00 | - | 26,918,000.00 | 26,918,000.00 | - | - | - | 26,918,000.00 | 9,981,740.20 | - | - | - | 9,981,740.20 | 5,951,394.00 | - | - | - | - | 5,951,394.00 | - | 16,936,259.80 | - | 4,030,346.20 |
| Retirement and Life Insurance Premiums | 5010301000 | 26,918,000.00 | - | 26,918,000.00 | 26,918,000.00 | - | - | - | 26,918,000.00 | 9,981,740.20 | - | - | - | 9,981,740.20 | 5,951,394.00 | - | - | - | - | 5,951,394.00 | - | 16,936,259.80 | - | 4,030,346.20 |
| GRAND TOTAL | | 1,795,917,000.00 | (30,000,000.00) | 1,765,917,000.00 | 1,765,917,000.00 | - | - | - | 1,765,917,000.00 | 497,561,964.56 | - | - | - | 497,561,964.56 | 147,519,839.26 | - | - | - | - | 147,519,839.26 | - | 1,268,355,035.44 | - | 350,042,125.30 |


CERTIFIED CORRECT:


LEONILA D. CAIZ
Head, Budget Unit

CERTIFIED CORRECT:


GILLIAN ROSE L. SALUIB
OIC-Head, Accounting Unit

APPROVED BY:


REMELYN R. RECOTER, MNSA, CESO III
Director IV

LIST OF ALLOTMENTS AND SUB-ALLOTMENTS
As at the Quarter Ending March 31, 2024

Department: Department of Agriculture (DA)
Agency : Office of the Secretary
Operating Unit: Agricultural Training Institute
Organizational Code (UACS): 05 001 0200001
Fund Cluster: 01 - Regular Agency Fund

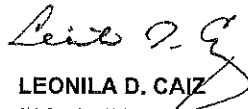
| | |
|---|-----------------------------|
| ✓ | Current Year Appropriations |
| | Supplemental Appropriations |
| | Continuing Appropriations |

| No. | Allotment / Sub-Allotments | | Funding Source | | Allotment | | | | | Sub-Allotment to Regions/Operating Units | | | | | Total Allotments / Net of Sub-Allotments | | | | |
|--|----------------------------|------------|---|-----------|----------------|-----------------------|-------------------------|----------------|-----------------------|--|----------|----------|----------|-----------------------|--|-------------------------|----------|-----------------------|-------------------------|
| | Reference Number | Date | Description | UACS Code | PS | MOOE | FINEX | CO | TOTAL | PS | MOOE | FINEX | CO | TOTAL | PS | MOOE | FINEX | CO | TOTAL |
| 1 | 2 | 3 | 4 | 5 | 6 | 7 | 8 | 9 | 10 = (6+7+8+9) | 11 | 12 | 13 | 14 | 15 = (11+12+13+14) | 16 | 17 | 18 | 19 | 20 = (16+17+18+19) |
| A. Allotments Received From DBM | | | | | | | | | | | | | | | | | | | |
| 1 | RA 11975 GAAAO | 01-02-2024 | 2024 GAA | 01101101 | 301,406,000.00 | 1,381,250,000.00 | | 106,343,000.00 | 1,768,999,000.00 | | | | | | 301,406,000.00 | 1,381,250,000.00 | - | 106,343,000.00 | 1,768,999,000.00 |
| 2 | GARO No. 2024-1 | 01-02-2024 | Retirement Life Insurance Premium | 01104102 | 26,918,000.00 | | | | 26,918,000.00 | | | | | | 26,918,000.00 | | | | 26,918,000.00 |
| 3 | NBC No. 592 Annex A1 | 01-02-2024 | Direct Release to Implementing Agencies | 01101101 | | (30,000,000.00) | | | (30,000,000.00) | | | | | | | (30,000,000.00) | | | (30,000,000.00) |
| 4 | | | | | | | | | - | | | | | | | | | | - |
| 5 | | | | | | | | | - | | | | | | | | | | - |
| 6 | | | | | | | | | - | | | | | | | | | | - |
| | Subtotal Allotment | | | | | 328,324,000.00 | 1,331,250,000.00 | - | 106,343,000.00 | 1,765,917,000.00 | - | - | - | - | 328,324,000.00 | 1,331,250,000.00 | - | 106,343,000.00 | 1,765,917,000.00 |
| TOTAL ALLOTMENT | | | | | | 328,324,000.00 | 1,331,250,000.00 | - | 106,343,000.00 | 1,765,917,000.00 | - | - | - | - | 328,324,000.00 | 1,331,250,000.00 | - | 106,343,000.00 | 1,765,917,000.00 |


Summary by Funding Source:

| | | | | | | | | | | | | | | | | | | |
|--|----------|----------------|------------------|---|----------------|------------------|---|---|---|---|---|---|---|----------------|------------------|---|----------------|------------------|
| Specific Budgets of NGAs | 01101101 | 301,406,000.00 | 1,381,250,000.00 | - | 106,343,000.00 | 1,768,999,000.00 | - | - | - | - | - | - | - | 301,406,000.00 | 1,331,250,000.00 | - | 106,343,000.00 | 1,738,999,000.00 |
| Retirement and Life Insurance Premiums | 01104102 | 26,918,000.00 | | | | 26,918,000.00 | | | | | | | | 26,918,000.00 | | | | 26,918,000.00 |

CERTIFIED CORRECT:


LEONILA D. CAJIZ
Chief, Budget Unit

APPROVED BY:


REMELYN R. RECOTER, MNSA, CESO III
Director IV

STATEMENT OF APPROPRIATIONS, ALLOTMENTS, OBLIGATIONS, DISBURSEMENTS AND BALANCES
As at the Quarter Ending March 31, 2024

Department : Department of Agriculture (DA)
Agency/Entity : Office of the Secretary
Operating Unit : Agricultural Training Institute
Organization Code (UACS) : 05 001 020001
Fund Cluster : 01 - Regular Agency Fund

- Current Year Appropriations
- Supplemental Appropriations
- Continuing Appropriations

| Particulars | UACS CODE | Authorized Appropriation | Appropriation Adjustments (To)/From, Modifications/Augmentations | Adjusted Appropriations | Allotments | | | | | Current Year Obligations | | | | | Current Year Disbursements | | | | | Balances | | | |
|--|------------------|--------------------------|--|-------------------------|---------------------|---|-------------|---------------|---------------------------|----------------------------|----------------------------|-----------------------------|----------------------------|--------------|----------------------------|----------------------------|-----------------------------|----------------------------|--------------|---------------------------|-----------------------|--------------------------------------|--------------|
| | | | | | Allotments Received | Adjustments (Reductions, Modifications/Augmentations) | Transfer To | Transfer From | Adjusted Total Allotments | 1st Quarter Ending Mar. 31 | 2nd Quarter Ending June 30 | 3rd Quarter Ending Sept. 30 | 4th Quarter Ending Dec. 31 | Total | 1st Quarter Ending Mar. 31 | 2nd Quarter Ending June 30 | 3rd Quarter Ending Sept. 30 | 4th Quarter Ending Dec. 31 | Total | Unreleased Appropriations | Unobligated Allotment | Unpaid Obligations (15-20) = (23+24) | |
| 1 | 2 | 3 | 4 | 5 | 6 | 7 | 8 | 9 | 10 | 11 | 12 | 13 | 14 | 15 | 16 | 17 | 18 | 19 | 20 | 21 | 22 | 23 | 24 |
| I. Agency Specific Budget | | 0.00 | 10,225,168.16 | 10,225,168.16 | 10,225,168.16 | 0.00 | 0.00 | 0.00 | 10,225,168.16 | 6,007,394.29 | 0.00 | 0.00 | 0.00 | 6,007,394.29 | 1,877,813.46 | 0.00 | 0.00 | 0.00 | 1,877,813.46 | 0.00 | 4,217,773.87 | 0.00 | 4,129,580.83 |
| Specific Budgets of National Government Agencies | 1102101 | 0.00 | 10,225,168.16 | 10,225,168.16 | 10,225,168.16 | 0.00 | 0.00 | 0.00 | 10,225,168.16 | 6,007,394.29 | 0.00 | 0.00 | 0.00 | 6,007,394.29 | 1,877,813.46 | 0.00 | 0.00 | 0.00 | 1,877,813.46 | 0.00 | 4,217,773.87 | 0.00 | 4,129,580.83 |
| General Administration and Support | 1000000000000000 | 0.00 | 34,980.27 | 34,980.27 | 34,980.27 | 0.00 | 0.00 | 0.00 | 34,980.27 | 11,172.04 | 0.00 | 0.00 | 0.00 | 11,172.04 | 10,171.77 | 0.00 | 0.00 | 0.00 | 10,171.77 | 0.00 | 23,808.23 | 0.00 | 1,000.27 |
| General management and supervision | 100000100001000 | 0.00 | 34,980.27 | 34,980.27 | 34,980.27 | 0.00 | 0.00 | 0.00 | 34,980.27 | 11,172.04 | 0.00 | 0.00 | 0.00 | 11,172.04 | 10,171.77 | 0.00 | 0.00 | 0.00 | 10,171.77 | 0.00 | 23,808.23 | 0.00 | 1,000.27 |
| MOOE | | | 34,980.27 | 34,980.27 | 34,980.27 | 0.00 | 0.00 | 0.00 | 34,980.27 | 11,172.04 | 0.00 | 0.00 | 0.00 | 11,172.04 | 10,171.77 | 0.00 | 0.00 | 0.00 | 10,171.77 | 0.00 | 23,808.23 | 0.00 | 1,000.27 |
| Sub-Total, General Administration and Support | | 0.00 | 34,980.27 | 34,980.27 | 34,980.27 | 0.00 | 0.00 | 0.00 | 34,980.27 | 11,172.04 | 0.00 | 0.00 | 0.00 | 11,172.04 | 10,171.77 | 0.00 | 0.00 | 0.00 | 10,171.77 | 0.00 | 23,808.23 | 0.00 | 1,000.27 |
| MOOE | | 0.00 | 34,980.27 | 34,980.27 | 34,980.27 | 0.00 | 0.00 | 0.00 | 34,980.27 | 11,172.04 | 0.00 | 0.00 | 0.00 | 11,172.04 | 10,171.77 | 0.00 | 0.00 | 0.00 | 10,171.77 | 0.00 | 23,808.23 | 0.00 | 1,000.27 |
| Support to Operations | 2000000000000000 | 0.00 | 618,389.84 | 618,389.84 | 618,389.84 | 0.00 | 0.00 | 0.00 | 618,389.84 | 0.00 | 0.00 | 0.00 | 0.00 | 0.00 | 0.00 | 0.00 | 0.00 | 0.00 | 0.00 | 0.00 | 618,389.84 | 0.00 | 0.00 |
| Information and Communication Technology (ICT) management support | 200000100003000 | 0.00 | 59,000.00 | 59,000.00 | 59,000.00 | 0.00 | 0.00 | 0.00 | 59,000.00 | 0.00 | 0.00 | 0.00 | 0.00 | 0.00 | 0.00 | 0.00 | 0.00 | 0.00 | 0.00 | 0.00 | 59,000.00 | 0.00 | 0.00 |
| MOOE | | | 30,000.00 | 30,000.00 | 30,000.00 | 0.00 | 0.00 | 0.00 | 30,000.00 | 0.00 | 0.00 | 0.00 | 0.00 | 0.00 | 0.00 | 0.00 | 0.00 | 0.00 | 0.00 | 0.00 | 30,000.00 | 0.00 | 0.00 |
| CO | | | 29,000.00 | 29,000.00 | 29,000.00 | 0.00 | 0.00 | 0.00 | 29,000.00 | 0.00 | 0.00 | 0.00 | 0.00 | 0.00 | 0.00 | 0.00 | 0.00 | 0.00 | 0.00 | 0.00 | 29,000.00 | 0.00 | 0.00 |
| Field program management activities | 200000100008000 | 0.00 | 559,389.84 | 559,389.84 | 559,389.84 | 0.00 | 0.00 | 0.00 | 559,389.84 | 0.00 | 0.00 | 0.00 | 0.00 | 0.00 | 0.00 | 0.00 | 0.00 | 0.00 | 0.00 | 0.00 | 559,389.84 | 0.00 | 0.00 |
| MOOE | | | 559,389.84 | 559,389.84 | 559,389.84 | 0.00 | 0.00 | 0.00 | 559,389.84 | 0.00 | 0.00 | 0.00 | 0.00 | 0.00 | 0.00 | 0.00 | 0.00 | 0.00 | 0.00 | 0.00 | 559,389.84 | 0.00 | 0.00 |
| Sub-Total, Support to Operations | | 0.00 | 618,389.84 | 618,389.84 | 618,389.84 | 0.00 | 0.00 | 0.00 | 618,389.84 | 0.00 | 0.00 | 0.00 | 0.00 | 0.00 | 0.00 | 0.00 | 0.00 | 0.00 | 0.00 | 0.00 | 618,389.84 | 0.00 | 0.00 |
| MOOE | | 0.00 | 599,389.84 | 599,389.84 | 599,389.84 | 0.00 | 0.00 | 0.00 | 599,389.84 | 0.00 | 0.00 | 0.00 | 0.00 | 0.00 | 0.00 | 0.00 | 0.00 | 0.00 | 0.00 | 0.00 | 599,389.84 | 0.00 | 0.00 |
| CO | | 0.00 | 29,000.00 | 29,000.00 | 29,000.00 | 0.00 | 0.00 | 0.00 | 29,000.00 | 0.00 | 0.00 | 0.00 | 0.00 | 0.00 | 0.00 | 0.00 | 0.00 | 0.00 | 0.00 | 0.00 | 29,000.00 | 0.00 | 0.00 |
| Operations | 3000000000000000 | 0.00 | 9,571,798.05 | 9,571,798.05 | 9,571,798.05 | 0.00 | 0.00 | 0.00 | 9,571,798.05 | 5,996,222.25 | 0.00 | 0.00 | 0.00 | 5,996,222.25 | 1,867,641.69 | 0.00 | 0.00 | 0.00 | 1,867,641.69 | 0.00 | 3,575,575.80 | 0.00 | 4,128,580.56 |
| OO : Productivity in the agricultural sector increased | 3100000000000000 | 0.00 | 9,571,798.05 | 9,571,798.05 | 9,571,798.05 | 0.00 | 0.00 | 0.00 | 9,571,798.05 | 5,996,222.25 | 0.00 | 0.00 | 0.00 | 5,996,222.25 | 1,867,641.69 | 0.00 | 0.00 | 0.00 | 1,867,641.69 | 0.00 | 3,575,575.80 | 0.00 | 4,128,580.56 |
| TECHNICAL AND SUPPORT SERVICES PROGRAM | 3101000000000000 | 0.00 | 9,010,976.10 | 9,010,976.10 | 9,010,976.10 | 0.00 | 0.00 | 0.00 | 9,010,976.10 | 5,861,669.80 | 0.00 | 0.00 | 0.00 | 5,861,669.80 | 1,747,489.24 | 0.00 | 0.00 | 0.00 | 1,747,489.24 | 0.00 | 3,149,306.30 | 0.00 | 4,114,180.56 |
| EXTENSION SUPPORT, EDUCATION AND TRAINING SERVICES (ESETS) SUB-PROGRAM | 3101030000000000 | 0.00 | 9,010,976.10 | 9,010,976.10 | 9,010,976.10 | 0.00 | 0.00 | 0.00 | 9,010,976.10 | 5,861,669.80 | 0.00 | 0.00 | 0.00 | 5,861,669.80 | 1,747,489.24 | 0.00 | 0.00 | 0.00 | 1,747,489.24 | 0.00 | 3,149,306.30 | 0.00 | 4,114,180.56 |
| ESETS on the National Rice Program | 310103100001000 | 0.00 | 4,127,612.95 | 4,127,612.95 | 4,127,612.95 | 0.00 | 0.00 | 0.00 | 4,127,612.95 | 2,362,860.04 | 0.00 | 0.00 | 0.00 | 2,362,860.04 | 472,481.48 | 0.00 | 0.00 | 0.00 | 472,481.48 | 0.00 | 1,764,752.91 | 0.00 | 1,890,378.56 |
| MOOE | | | 4,127,612.95 | 4,127,612.95 | 4,127,612.95 | 0.00 | 0.00 | 0.00 | 4,127,612.95 | 2,362,860.04 | 0.00 | 0.00 | 0.00 | 2,362,860.04 | 472,481.48 | 0.00 | 0.00 | 0.00 | 472,481.48 | 0.00 | 1,764,752.91 | 0.00 | 1,890,378.56 |
| ESETS on the National Livestock Program | 310103100002000 | 0.00 | 0.01 | 0.01 | 0.01 | 0.00 | 0.00 | 0.00 | 0.01 | 0.00 | 0.00 | 0.00 | 0.00 | 0.00 | 0.00 | 0.00 | 0.00 | 0.00 | 0.00 | 0.00 | 0.01 | 0.00 | 0.00 |
| CO | | | 0.01 | 0.01 | 0.01 | 0.00 | 0.00 | 0.00 | 0.01 | 0.00 | 0.00 | 0.00 | 0.00 | 0.00 | 0.00 | 0.00 | 0.00 | 0.00 | 0.00 | 0.00 | 0.01 | 0.00 | 0.00 |
| ESETS on the National Corn Program | 310103100003000 | 0.00 | 156,157.01 | 156,157.01 | 156,157.01 | 0.00 | 0.00 | 0.00 | 156,157.01 | 120,969.00 | 0.00 | 0.00 | 0.00 | 120,969.00 | 120,969.00 | 0.00 | 0.00 | 0.00 | 120,969.00 | 0.00 | 35,188.01 | 0.00 | 0.00 |
| MOOE | | | 156,157.01 | 156,157.01 | 156,157.01 | 0.00 | 0.00 | 0.00 | 156,157.01 | 120,969.00 | 0.00 | 0.00 | 0.00 | 120,969.00 | 120,969.00 | 0.00 | 0.00 | 0.00 | 120,969.00 | 0.00 | 35,188.01 | 0.00 | 0.00 |
| ESETS on the National High-Value Crops Development Program | 310103100004000 | 0.00 | 7,213.71 | 7,213.71 | 7,213.71 | 0.00 | 0.00 | 0.00 | 7,213.71 | 6,801.15 | 0.00 | 0.00 | 0.00 | 6,801.15 | 5,001.15 | 0.00 | 0.00 | 0.00 | 5,001.15 | 0.00 | 412.56 | 0.00 | 1,800.00 |
| MOOE | | | 7,213.71 | 7,213.71 | 7,213.71 | 0.00 | 0.00 | 0.00 | 7,213.71 | 6,801.15 | 0.00 | 0.00 | 0.00 | 6,801.15 | 5,001.15 | 0.00 | 0.00 | 0.00 | 5,001.15 | 0.00 | 412.56 | 0.00 | 1,800.00 |
| ESETS on the Promotion and Development of Organic Agriculture Program | 310103100005000 | 0.00 | 63,975.20 | 63,975.20 | 63,975.20 | 0.00 | 0.00 | 0.00 | 63,975.20 | 9,375.20 | 0.00 | 0.00 | 0.00 | 9,375.20 | 9,375.20 | 0.00 | 0.00 | 0.00 | 9,375.20 | 0.00 | 54,600.00 | 0.00 | 0.00 |
| MOOE | | | 63,975.20 | 63,975.20 | 63,975.20 | 0.00 | 0.00 | 0.00 | 63,975.20 | 9,375.20 | 0.00 | 0.00 | 0.00 | 9,375.20 | 9,375.20 | 0.00 | 0.00 | 0.00 | 9,375.20 | 0.00 | 54,600.00 | 0.00 | 0.00 |
| Other extension support, education and training services activities | 310103100006000 | 0.00 | 4,652,605.72 | 4,652,605.72 | 4,652,605.72 | 0.00 | 0.00 | 0.00 | 4,652,605.72 | 3,358,252.91 | 0.00 | 0.00 | 0.00 | 3,358,252.91 | 1,136,250.91 | 0.00 | 0.00 | 0.00 | 1,136,250.91 | 0.00 | 1,294,352.81 | 0.00 | 2,222,002.00 |
| MOOE | | | 4,652,605.72 | 4,652,605.72 | 4,652,605.72 | 0.00 | 0.00 | 0.00 | 4,652,605.72 | 3,358,252.91 | 0.00 | 0.00 | 0.00 | 3,358,252.91 | 1,136,250.91 | 0.00 | 0.00 | 0.00 | 1,136,250.91 | 0.00 | 1,294,352.81 | 0.00 | 2,222,002.00 |
| ESETS on the National Urban and Peri - Urban Agriculture Program | 310103100008000 | 0.00 | 3,411.50 | 3,411.50 | 3,411.50 | 0.00 | 0.00 | 0.00 | 3,411.50 | 3,411.50 | 0.00 | 0.00 | 0.00 | 3,411.50 | 3,411.50 | 0.00 | 0.00 | 0.00 | 3,411.50 | 0.00 | 0.00 | 0.00 | 0.00 |
| MOOE | | | 3,411.50 | 3,411.50 | 3,411.50 | 0.00 | 0.00 | 0.00 | 3,411.50 | 3,411.50 | 0.00 | 0.00 | 0.00 | 3,411.50 | 3,411.50 | 0.00 | 0.00 | 0.00 | 3,411.50 | 0.00 | 0.00 | 0.00 | 0.00 |
| LOCALLY-FUNDED AND FOREIGN-ASSISTED PROGRAM | 3105000000000000 | 0.00 | 560,821.95 | 560,821.95 | 560,821.95 | 0.00 | 0.00 | 0.00 | 560,821.95 | 134,552.45 | 0.00 | 0.00 | 0.00 | 134,552.45 | 120,152.45 | 0.00 | 0.00 | 0.00 | 120,152.45 | 0.00 | 426,269.50 | 0.00 | 14,400.00 |
| Binhing Pag-ass Program | 310500200001000 | 0.00 | 560,821.95 | 560,821.95 | 560,821.95 | 0.00 | 0.00 | 0.00 | 560,821.95 | 134,552.45 | 0.00 | 0.00 | 0.00 | 134,552.45 | 120,152.45 | 0.00 | 0.00 | 0.00 | 120,152.45 | 0.00 | 426,269.50 | 0.00 | 14,400.00 |
| MOOE | | | 545,080.95 | 545,080.95 | 545,080.95 | 0.00 | 0.00 | 0.00 | 545,080.95 | 134,552.45 | 0.00 | 0.00 | 0.00 | 134,552.45 | 120,152.45 | 0.00 | 0.00 | 0.00 | 120,152.45 | 0.00 | 410,528.50 | 0.00 | 14,400.00 |
| CO | | | 15,741.00 | 15,741.00 | 15,741.00 | 0.00 | 0.00 | 0.00 | 15,741.00 | 0.00 | 0.00 | 0.00 | 0.00 | 0.00 | 0.00 | 0.00 | 0.00 | 0.00 | 0.00 | 0.00 | 15,741.00 | 0.00 | 0.00 |
| Sub-Total, Operations | | 0.00 | 9,571,798.05 | 9,571,798.05 | 9,571,798.05 | 0.00 | 0.00 | 0.00 | 9,571,798.05 | 5,996,222.25 | 0.00 | 0.00 | 0.0 | | | | | | | | | | |

LIST OF ALLOTMENTS AND SUB-ALLOTMENTS
As at the Quarter Ending March 31, 2024

Department: Department of Agriculture (DA)
Agency : Office of the Secretary
Operating Unit: Agricultural Training Institute
Organizational Code (UACS): 05 001 0200001
Fund Cluster: 01 - Regular Agency Fund

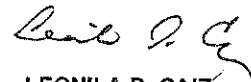
- Current Year Appropriations
- Supplemental Appropriations
- Continuing Appropriations

| No. | Allotment / Sub-Allotments | | Funding Source | | Allotment | | | | | Sub-Allotment to Regions/Operating Units | | | | | Total Allotments / Net of Sub-Allotments | | | | |
|--|----------------------------|------------|----------------|-----------|-----------|---------------|-------|-----------|-------------------|--|------|-------|----|-----------------------|--|------|-------|----|-----------------------|
| | Reference Number | Date | Description | UACS Code | PS | MOOE | FINEX | CO | TOTAL | PS | MOOE | FINEX | CO | TOTAL | PS | MOOE | FINEX | CO | TOTAL |
| 1 | 2 | 3 | 4 | 5 | 6 | 7 | 8 | 9 | 10 = (6+7+8+9) | 11 | 12 | 13 | 14 | 15 = (11+12+13+14) | 16 | 17 | 18 | 19 | 20 = (16+17+18+19) |
| A. Allotments Received From DBM | | | | | | | | | | | | | | | | | | | |
| 1 | RA 11936 GAA 2023 | 01-02-2024 | 2022 GAA | 01102101 | | 10,180,427.15 | | 44,741.01 | 10,225,168.16 | | | | | | | | | | |
| 2 | | | | | | | | | - | | | | | | | | | | |
| 3 | | | | | | | | | - | | | | | | | | | | |
| 4 | | | | | | | | | - | | | | | | | | | | |
| 5 | | | | | | | | | - | | | | | | | | | | |
| | Subtotal Allotment | | | | | 10,180,427.15 | | 44,741.01 | 10,225,168.16 | | | | | | | | | | |
| TOTAL ALLOTMENT | | | | | | 10,180,427.15 | | 44,741.01 | 10,225,168.16 | | | | | | | | | | |


Summary by Funding Source:

| | | | | | | | | | | | | | | | | | | | |
|--------------------------|----------|--|---------------|--|-----------|---------------|--|--|--|--|--|--|--|--|--|--|--|--|--|
| Specific Budgets of NGAs | 01102101 | | 10,180,427.15 | | 44,741.01 | 10,225,168.16 | | | | | | | | | | | | | |
|--------------------------|----------|--|---------------|--|-----------|---------------|--|--|--|--|--|--|--|--|--|--|--|--|--|

CERTIFIED CORRECT:


LEONILA D. CAIZ
Chief, Budget Unit

APPROVED BY:


REMELYN R. RECOTER, MNSA, CESO III
Director IV

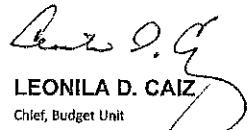
STATEMENT OF APPROPRIATIONS, ALLOTMENTS, OBLIGATIONS, DISBURSEMENTS AND BALANCES
As at the Quarter Ending March 31, 2024

Department : Department of Agriculture (DA)
 Agency/Entity : Office of the Secretary
 Operating Unit : Agricultural Training Institute
 Organization Code (UACS) : 05 001 0200001
 Fund Cluster : 03 - Special Account - Locally Funded


- Current Year Appropriations
- Supplemental Appropriations
- Continuing Appropriations

| Particulars | UACS CODE | Appropriation | | | Allotments | | | | | Current Year Obligations | | | | | Current Year Disbursements | | | | | Balances | | | |
|--|-----------------|--------------------------|---|-------------------------|---------------------|---|-------------|---------------|---------------------------|--------------------------|--------------------|--------------------|--------------------|------------------|----------------------------|--------------------|--------------------|--------------------|------------------|---------------------------|-----------------------|--------------------------------------|---------------|
| | | Authorized Appropriation | Adjustments (Transfer To/From, Modifications/Augmentations) | Adjusted Appropriations | Allotments Received | Adjustments (Reductions, Modifications/Augmentations) | Transfer To | Transfer From | Adjusted Total Allotments | 1st Quarter Ending | 2nd Quarter Ending | 3rd Quarter Ending | 4th Quarter Ending | Total | 1st Quarter Ending | 2nd Quarter Ending | 3rd Quarter Ending | 4th Quarter Ending | Total | Unreleased Appropriations | Unobligated Allotment | Unpaid Obligations (15-20) = (23+24) | |
| | | | | | | | | | | Mar. 31 | June 30 | Sept. 30 | Dec. 31 | | Mar. 31 | June 30 | Sept. 30 | Dec. 31 | | | | Mar. 31 | June 30 |
| 1 | 2 | 3 | 4 | 5=(3+4) | 6 | 7 | 8 | 9 | 10={6+(-)-7-8+9} | 11 | 12 | 13 | 14 | 15=(11+12+13+14) | 16 | 17 | 18 | 19 | 20=(16+17+18+19) | 21=(5-10) | 22=(10-15) | 23 | 24 |
| II. Automatic Appropriations | | 0.00 | 100,000,000.00 | 100,000,000.00 | 0.00 | 100,000,000.00 | 0.00 | 0.00 | 100,000,000.00 | 28,048,087.04 | 0.00 | 0.00 | 0.00 | 28,048,087.04 | 10,637,439.92 | 0.00 | 0.00 | 0.00 | 10,637,439.92 | 0.00 | 71,951,912.96 | 0.00 | 17,410,647.12 |
| Rice Competitiveness Enhancement Fund | 3104393 | 0.00 | 100,000,000.00 | 100,000,000.00 | 0.00 | 100,000,000.00 | 0.00 | 0.00 | 100,000,000.00 | 28,048,087.04 | 0.00 | 0.00 | 0.00 | 28,048,087.04 | 10,637,439.92 | 0.00 | 0.00 | 0.00 | 10,637,439.92 | 0.00 | 71,951,912.96 | 0.00 | 17,410,647.12 |
| Operations | 30000000000000 | 0.00 | 100,000,000.00 | 100,000,000.00 | 0.00 | 100,000,000.00 | 0.00 | 0.00 | 100,000,000.00 | 28,048,087.04 | 0.00 | 0.00 | 0.00 | 28,048,087.04 | 10,637,439.92 | 0.00 | 0.00 | 0.00 | 10,637,439.92 | 0.00 | 71,951,912.96 | 0.00 | 17,410,647.12 |
| OO : Productivity in the agricultural sector increased | 31000000000000 | 0.00 | 100,000,000.00 | 100,000,000.00 | 0.00 | 100,000,000.00 | 0.00 | 0.00 | 100,000,000.00 | 28,048,087.04 | 0.00 | 0.00 | 0.00 | 28,048,087.04 | 10,637,439.92 | 0.00 | 0.00 | 0.00 | 10,637,439.92 | 0.00 | 71,951,912.96 | 0.00 | 17,410,647.12 |
| Rice Competitiveness Enhancement Fund | 31060000000000 | 0.00 | 100,000,000.00 | 100,000,000.00 | 0.00 | 100,000,000.00 | 0.00 | 0.00 | 100,000,000.00 | 28,048,087.04 | 0.00 | 0.00 | 0.00 | 28,048,087.04 | 10,637,439.92 | 0.00 | 0.00 | 0.00 | 10,637,439.92 | 0.00 | 71,951,912.96 | 0.00 | 17,410,647.12 |
| Rice Competitiveness Enhancement Fund | 31060010000000 | 0.00 | 100,000,000.00 | 100,000,000.00 | 0.00 | 100,000,000.00 | 0.00 | 0.00 | 100,000,000.00 | 28,048,087.04 | 0.00 | 0.00 | 0.00 | 28,048,087.04 | 10,637,439.92 | 0.00 | 0.00 | 0.00 | 10,637,439.92 | 0.00 | 71,951,912.96 | 0.00 | 17,410,647.12 |
| Rice Competitiveness Enhancement Fund | 310600100003000 | 0.00 | 100,000,000.00 | 100,000,000.00 | 0.00 | 100,000,000.00 | 0.00 | 0.00 | 100,000,000.00 | 28,048,087.04 | 0.00 | 0.00 | 0.00 | 28,048,087.04 | 10,637,439.92 | 0.00 | 0.00 | 0.00 | 10,637,439.92 | 0.00 | 71,951,912.96 | 0.00 | 17,410,647.12 |
| MOOE | | 0.00 | 100,000,000.00 | 100,000,000.00 | 0.00 | 100,000,000.00 | 0.00 | 0.00 | 100,000,000.00 | 28,048,087.04 | 0.00 | 0.00 | 0.00 | 28,048,087.04 | 10,637,439.92 | 0.00 | 0.00 | 0.00 | 10,637,439.92 | 0.00 | 71,951,912.96 | 0.00 | 17,410,647.12 |
| Sub-total II. Automatic Appropriations | | 0.00 | 100,000,000.00 | 100,000,000.00 | 0.00 | 100,000,000.00 | 0.00 | 0.00 | 100,000,000.00 | 28,048,087.04 | 0.00 | 0.00 | 0.00 | 28,048,087.04 | 10,637,439.92 | 0.00 | 0.00 | 0.00 | 10,637,439.92 | 0.00 | 71,951,912.96 | 0.00 | 17,410,647.12 |
| MOOE | | 0.00 | 100,000,000.00 | 100,000,000.00 | 0.00 | 100,000,000.00 | 0.00 | 0.00 | 100,000,000.00 | 28,048,087.04 | 0.00 | 0.00 | 0.00 | 28,048,087.04 | 10,637,439.92 | 0.00 | 0.00 | 0.00 | 10,637,439.92 | 0.00 | 71,951,912.96 | 0.00 | 17,410,647.12 |
| GRAND TOTAL | | 0.00 | 100,000,000.00 | 100,000,000.00 | 0.00 | 100,000,000.00 | 0.00 | 0.00 | 100,000,000.00 | 28,048,087.04 | 0.00 | 0.00 | 0.00 | 28,048,087.04 | 10,637,439.92 | 0.00 | 0.00 | 0.00 | 10,637,439.92 | 0.00 | 71,951,912.96 | 0.00 | 17,410,647.12 |
| MOOE | | 0.00 | 100,000,000.00 | 100,000,000.00 | 0.00 | 100,000,000.00 | 0.00 | 0.00 | 100,000,000.00 | 28,048,087.04 | 0.00 | 0.00 | 0.00 | 28,048,087.04 | 10,637,439.92 | 0.00 | 0.00 | 0.00 | 10,637,439.92 | 0.00 | 71,951,912.96 | 0.00 | 17,410,647.12 |


CERTIFIED CORRECT:


 LEONILA D. CAIZ
 Chief, Budget Unit

CERTIFIED CORRECT:


 GILLIAN ROSE L. SALUIB
 OIC-Chief, Accounting Unit

APPROVED BY:


 REMELYN R. RECOTER, MNSA, CESO III
 Director IV

STATEMENT OF APPROPRIATIONS, ALLOTMENTS, OBLIGATIONS, DISBURSEMENTS AND BALANCES
As at the Quarter Ending March 31, 2024

Department : Department of Agriculture (DA)
Agency/Entity : Office of the Secretary
Operating Unit : Agricultural Training Institute
Organization Code (UACS) : 05 001 0200001
Fund Cluster : 03 - Special Account - Locally Funded

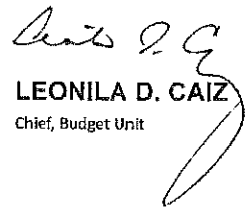
- Current Year Appropriations
- Supplemental Appropriations
- Continuing Appropriations

| Particulars | UACS CODE | Appropriation | | | Allotments | | | | | Current Year Obligations | | | | | Current Year Disbursements | | | | | Balances | | | |
|--|------------|--------------------------|--|-------------------------|---------------------|--|-------------|---------------|---------------------------|----------------------------|----------------------------|-----------------------------|----------------------------|--------------------|----------------------------|----------------------------|-----------------------------|----------------------------|--------------------|---------------------------|-----------------------|--------------------------------------|--------------------------|
| | | Authorized Appropriation | Adjustments (Transfer (To)/From, Modifications/ Augmentations) | Adjusted Appropriations | Allotments Received | Adjustments (Reductions, Modifications/ Augmentations) | Transfer To | Transfer From | Adjusted Total Allotments | 1st Quarter Ending Mar. 31 | 2nd Quarter Ending June 30 | 3rd Quarter Ending Sept. 30 | 4th Quarter Ending Dec. 31 | Total | 1st Quarter Ending Mar. 31 | 2nd Quarter Ending June 30 | 3rd Quarter Ending Sept. 30 | 4th Quarter Ending Dec. 31 | Total | Unreleased Appropriations | Unobligated Allotment | Unpaid Obligations (15-20) = (23+24) | |
| | | | | | | | | | | | | | | | | | | | | | | Due and Demandable | Not Yet Due & Demandable |
| 1 | 2 | 3 | 4 | 5=(3+4) | 6 | 7 | 8 | 9 | 10=[(6+)-7]-8+9] | 11 | 12 | 13 | 14 | 15 = 11 + 12+13+14 | 16 | 17 | 18 | 19 | 20 = 16 + 17+18+19 | 21=(5-10) | 22=(10-15) | 23 | 24 |
| II. Automatic Appropriations | | - | 100,000,000.00 | 100,000,000.00 | - | 100,000,000.00 | - | - | 100,000,000.00 | 28,048,087.04 | - | - | - | 28,048,087.04 | 10,637,439.92 | - | - | - | 10,637,439.92 | - | 71,951,912.96 | - | 17,410,647.12 |
| Rice Competitiveness Enhancement Fund | 3104393 | - | 100,000,000.00 | 100,000,000.00 | - | 100,000,000.00 | - | - | 100,000,000.00 | 28,048,087.04 | - | - | - | 28,048,087.04 | 10,637,439.92 | - | - | - | 10,637,439.92 | - | 71,951,912.96 | - | 17,410,647.12 |
| Maintenance and Other Operating Expenses | 5020000000 | - | 100,000,000.00 | 100,000,000.00 | - | 100,000,000.00 | - | - | 100,000,000.00 | 28,048,087.04 | - | - | - | 28,048,087.04 | 10,637,439.92 | - | - | - | 10,637,439.92 | - | 71,951,912.96 | - | 17,410,647.12 |
| Traveling Expenses | 5020100000 | - | 3,725,000.00 | 3,725,000.00 | - | 3,725,000.00 | - | - | 3,725,000.00 | 302,334.40 | - | - | - | 302,334.40 | 279,049.80 | - | - | - | 279,049.80 | - | 3,422,665.60 | - | 23,284.60 |
| Traveling Expenses - Local | 5020101000 | - | 3,725,000.00 | 3,725,000.00 | - | 3,725,000.00 | - | - | 3,725,000.00 | 302,334.40 | - | - | - | 302,334.40 | 279,049.80 | - | - | - | 279,049.80 | - | 3,422,665.60 | - | 23,284.60 |
| Training and Scholarship Expenses | 5020200000 | - | 83,662,500.00 | 83,662,500.00 | - | 83,662,500.00 | - | - | 83,662,500.00 | 25,038,017.39 | - | - | - | 25,038,017.39 | 8,753,037.52 | - | - | - | 8,753,037.52 | - | 58,624,482.61 | - | 16,284,979.87 |
| Training Expenses | | - | 83,662,500.00 | 83,662,500.00 | - | 83,662,500.00 | - | - | 83,662,500.00 | 25,038,017.39 | - | - | - | 25,038,017.39 | 8,753,037.52 | - | - | - | 8,753,037.52 | - | 58,624,482.61 | - | 16,284,979.87 |
| Training Expenses | 5020201002 | - | 83,662,500.00 | 83,662,500.00 | - | 83,662,500.00 | - | - | 83,662,500.00 | 25,038,017.39 | - | - | - | 25,038,017.39 | 8,753,037.52 | - | - | - | 8,753,037.52 | - | 58,624,482.61 | - | 16,284,979.87 |
| Professional Services | 5021100000 | - | 4,992,500.00 | 4,992,500.00 | - | 4,992,500.00 | - | - | 4,992,500.00 | 2,492,687.25 | - | - | - | 2,492,687.25 | 1,605,352.60 | - | - | - | 1,605,352.60 | - | 2,499,812.75 | - | 887,334.65 |
| Other Professional Services | 5021199000 | - | 4,992,500.00 | 4,992,500.00 | - | 4,992,500.00 | - | - | 4,992,500.00 | 2,492,687.25 | - | - | - | 2,492,687.25 | 1,605,352.60 | - | - | - | 1,605,352.60 | - | 2,499,812.75 | - | 887,334.65 |
| Financial Assistance/Subsidy | | - | 4,050,000.00 | 4,050,000.00 | - | 4,050,000.00 | - | - | 4,050,000.00 | 215,048.00 | - | - | - | 215,048.00 | - | - | - | - | - | - | 3,834,952.00 | - | 215,048.00 |
| Assistance to NGOs/CSOs | 5021405000 | - | 4,050,000.00 | 4,050,000.00 | - | 4,050,000.00 | - | - | 4,050,000.00 | 215,048.00 | - | - | - | 215,048.00 | - | - | - | - | - | - | 3,834,952.00 | - | 215,048.00 |
| Other Maintenance and Operating Expenses | 5029900000 | - | 3,570,000.00 | 3,570,000.00 | - | 3,570,000.00 | - | - | 3,570,000.00 | - | - | - | - | - | - | - | - | - | - | - | 3,570,000.00 | - | - |
| Printing and Publication Expenses | 5029902000 | - | 3,570,000.00 | 3,570,000.00 | - | 3,570,000.00 | - | - | 3,570,000.00 | - | - | - | - | - | - | - | - | - | - | - | 3,570,000.00 | - | - |
| GRAND TOTAL | | - | 100,000,000.00 | 100,000,000.00 | - | 100,000,000.00 | - | - | 100,000,000.00 | 28,048,087.04 | - | - | - | 28,048,087.04 | 10,637,439.92 | - | - | - | 10,637,439.92 | - | 71,951,912.96 | - | 17,410,647.12 |


CERTIFIED CORRECT:

CERTIFIED CORRECT:

APPROVED BY:


LEONILA D. CAIZ
Chief, Budget Unit


GILLIAN ROSE L. SALUIB
OIC-Chief, Accounting Unit


REMELYN R. RECOTER, MNSA, CESO III
Director IV


STATEMENT OF APPROPRIATIONS, ALLOTMENTS, OBLIGATIONS, DISBURSEMENTS AND BALANCES
As at the Quarter Ending March 31, 2024

Department : Department of Agriculture (DA)
Agency/Entity : Office of the Secretary
Operating Unit : Agricultural Training Institute
Organization Code (UACS) : 05 001 0200001
Fund Cluster : 03 - Special Account - Locally Funded

- Current Year Appropriations
- Supplemental Appropriations
- Continuing Appropriations

| Particulars | UACS CODE | Appropriation | | | Allotments | | | | | Current Year Obligations | | | | | Current Year Disbursements | | | | | Balances | | | |
|--|------------------|--------------------------|---|-------------------------|---------------------|---|-------------|---------------|---------------------------|--------------------------|----------------|-----------------|----------------|------------------|----------------------------|----------------|-----------------|----------------|------------------|---------------------------|-----------------------|--------------------------------------|----------------------------|
| | | Authorized Appropriation | Adjustments (Transfer To)/From, Modifications/Augmentations | Adjusted Appropriations | Allotments Received | Adjustments (Reductions, Modifications/Augmentations) | Transfer To | Transfer From | Adjusted Total Allotments | 1st Quarter | 2nd Quarter | 3rd Quarter | 4th Quarter | Total | 1st Quarter | 2nd Quarter | 3rd Quarter | 4th Quarter | Total | Unreleased Appropriations | Unobligated Allotment | Unpaid Obligations (15-20) = (23+24) | |
| | | | | | | | | | | Ending Mar. 31 | Ending June 30 | Ending Sept. 30 | Ending Dec. 31 | | Ending Mar. 31 | Ending June 30 | Ending Sept. 30 | Ending Dec. 31 | | | | Due and Demandable | Not Yet Due and Demandable |
| 1 | 2 | 3 | 4 | 5=(3+4) | 6 | 7 | 8 | 9 | 10=[(6+(-)7)-8+9] | 11 | 12 | 13 | 14 | 15=(11+12+13+14) | 16 | 17 | 18 | 19 | 20=(16+17+18+19) | 21=(5-10) | 22=(10-15) | 23 | 24 |
| II. Automatic Appropriations | | 0.00 | 705,460.48 | 705,460.48 | 705,460.48 | 0.00 | 0.00 | 0.00 | 705,460.48 | 6,114.00 | 0.00 | 0.00 | 0.00 | 6,114.00 | 6,114.00 | 0.00 | 0.00 | 0.00 | 6,114.00 | 0.00 | 699,346.48 | 0.00 | 0.00 |
| Rice Competitiveness Enhancement Fund | 3104393 | 0.00 | 705,460.48 | 705,460.48 | 705,460.48 | 0.00 | 0.00 | 0.00 | 705,460.48 | 6,114.00 | 0.00 | 0.00 | 0.00 | 6,114.00 | 6,114.00 | 0.00 | 0.00 | 0.00 | 6,114.00 | 0.00 | 699,346.48 | 0.00 | 0.00 |
| Operations | 3000000000000000 | 0.00 | 705,460.48 | 705,460.48 | 705,460.48 | 0.00 | 0.00 | 0.00 | 705,460.48 | 6,114.00 | 0.00 | 0.00 | 0.00 | 6,114.00 | 6,114.00 | 0.00 | 0.00 | 0.00 | 6,114.00 | 0.00 | 699,346.48 | 0.00 | 0.00 |
| OO : Productivity in the agricultural sector increased | 3100000000000000 | 0.00 | 705,460.48 | 705,460.48 | 705,460.48 | 0.00 | 0.00 | 0.00 | 705,460.48 | 6,114.00 | 0.00 | 0.00 | 0.00 | 6,114.00 | 6,114.00 | 0.00 | 0.00 | 0.00 | 6,114.00 | 0.00 | 699,346.48 | 0.00 | 0.00 |
| Rice Competitiveness Enhancement Fund | 3106000000000000 | 0.00 | 705,460.48 | 705,460.48 | 705,460.48 | 0.00 | 0.00 | 0.00 | 705,460.48 | 6,114.00 | 0.00 | 0.00 | 0.00 | 6,114.00 | 6,114.00 | 0.00 | 0.00 | 0.00 | 6,114.00 | 0.00 | 699,346.48 | 0.00 | 0.00 |
| Rice Competitiveness Enhancement Fund | 3106001000000000 | 0.00 | 705,460.48 | 705,460.48 | 705,460.48 | 0.00 | 0.00 | 0.00 | 705,460.48 | 6,114.00 | 0.00 | 0.00 | 0.00 | 6,114.00 | 6,114.00 | 0.00 | 0.00 | 0.00 | 6,114.00 | 0.00 | 699,346.48 | 0.00 | 0.00 |
| Rice Competitiveness Enhancement Fund | 3106001000030000 | 0.00 | 705,460.48 | 705,460.48 | 705,460.48 | 0.00 | 0.00 | 0.00 | 705,460.48 | 6,114.00 | 0.00 | 0.00 | 0.00 | 6,114.00 | 6,114.00 | 0.00 | 0.00 | 0.00 | 6,114.00 | 0.00 | 699,346.48 | 0.00 | 0.00 |
| MOOE | | | 705,460.48 | 705,460.48 | 705,460.48 | 0.00 | | | 705,460.48 | 6,114.00 | 0.00 | 0.00 | 0.00 | 6,114.00 | 6,114.00 | 0.00 | 0.00 | 0.00 | 6,114.00 | 0.00 | 699,346.48 | | 0.00 |
| Sub-total II. Automatic Appropriations | | 0.00 | 705,460.48 | 705,460.48 | 705,460.48 | 0.00 | 0.00 | 0.00 | 705,460.48 | 6,114.00 | 0.00 | 0.00 | 0.00 | 6,114.00 | 6,114.00 | 0.00 | 0.00 | 0.00 | 6,114.00 | 0.00 | 699,346.48 | 0.00 | 0.00 |
| MOOE | | 0.00 | 705,460.48 | 705,460.48 | 705,460.48 | 0.00 | 0.00 | 0.00 | 705,460.48 | 6,114.00 | 0.00 | 0.00 | 0.00 | 6,114.00 | 6,114.00 | 0.00 | 0.00 | 0.00 | 6,114.00 | 0.00 | 699,346.48 | 0.00 | 0.00 |
| GRAND TOTAL | | 0.00 | 705,460.48 | 705,460.48 | 705,460.48 | 0.00 | 0.00 | 0.00 | 705,460.48 | 6,114.00 | 0.00 | 0.00 | 0.00 | 6,114.00 | 6,114.00 | 0.00 | 0.00 | 0.00 | 6,114.00 | 0.00 | 699,346.48 | 0.00 | 0.00 |
| MOOE | | 0.00 | 705,460.48 | 705,460.48 | 705,460.48 | 0.00 | 0.00 | 0.00 | 705,460.48 | 6,114.00 | 0.00 | 0.00 | 0.00 | 6,114.00 | 6,114.00 | 0.00 | 0.00 | 0.00 | 6,114.00 | 0.00 | 699,346.48 | 0.00 | 0.00 |


CERTIFIED CORRECT:


LEONILA D. CAIZ
Chief, Budget Unit

CERTIFIED CORRECT:


GILLIAN ROSE L. SALUIB
OIC-Chief, Accounting Unit

APPROVED BY:


BEMELYN R. RECOTER, MNSA, CESO III
Director IV

STATEMENT OF APPROPRIATIONS, ALLOTMENTS, OBLIGATIONS, DISBURSEMENTS AND BALANCES
As at the Quarter Ending March 31, 2024

Department : Department of Agriculture (DA)
Agency/Entity : Office of the Secretary
Operating Unit : Agricultural Training Institute
Organization Code (UACS) : 05 001 0200001
Fund Cluster : 03 - Special Account - Locally Funded


- Current Year Appropriations
- Supplemental Appropriations
- Continuing Appropriations


| Particulars | UACS CODE | Appropriation | | | Allotments | | | | | Current Year Obligations | | | | | Current Year Disbursements | | | | | Balances | | | | |
|--|------------|--------------------------|---|-------------------------|---------------------|---|-------------|---------------|---------------------------|----------------------------|----------------------------|-----------------------------|----------------------------|--------------------|----------------------------|----------------------------|-----------------------------|----------------------------|--------------------|---------------------------|-----------------------|--------------------------------------|--------------------------|---|
| | | Authorized Appropriation | Adjustments (Transfer To)/From, Modifications/Augmentations | Adjusted Appropriations | Allotments Received | Adjustments (Reductions, Modifications/Augmentations) | Transfer To | Transfer From | Adjusted Total Allotments | 1st Quarter Ending Mar. 31 | 2nd Quarter Ending June 30 | 3rd Quarter Ending Sept. 30 | 4th Quarter Ending Dec. 31 | Total | 1st Quarter Ending Mar. 31 | 2nd Quarter Ending June 30 | 3rd Quarter Ending Sept. 30 | 4th Quarter Ending Dec. 31 | Total | Unreleased Appropriations | Unobligated Allotment | Unpaid Obligations (15-20) = (23+24) | | |
| | | | | | | | | | | | | | | | | | | | | | | Due and Demandable | Not Yet Due & Demandable | |
| 1 | 2 | 3 | 4 | 5=(3+4) | 6 | 7 | 8 | 9 | 10=(6+(-)7)+8+9 | 11 | 12 | 13 | 14 | 15 = 11 + 12+13+14 | 16 | 17 | 18 | 19 | 20 = 16 + 17+18+19 | 21=(3-10) | 22=(10-16) | 23 | 24 | |
| II. Automatic Appropriations | | - | 705,460.48 | 705,460.48 | 705,460.48 | (0.00) | - | - | 705,460.48 | 6,114.00 | - | - | - | 6,114.00 | 6,114.00 | - | - | - | 6,114.00 | - | 699,346.48 | - | - | - |
| Rice Competitiveness Enhancement Fund | 3104393 | - | 705,460.48 | 705,460.48 | 705,460.48 | (0.00) | - | - | 705,460.48 | 6,114.00 | - | - | - | 6,114.00 | 6,114.00 | - | - | - | 6,114.00 | - | 699,346.48 | - | - | - |
| Maintenance and Other Operating Expenses | 5020000000 | - | 705,460.48 | 705,460.48 | 705,460.48 | (0.00) | - | - | 705,460.48 | 6,114.00 | - | - | - | 6,114.00 | 6,114.00 | - | - | - | 6,114.00 | - | 699,346.48 | - | - | - |
| Traveling Expenses | 5020100000 | - | 4,818.25 | 4,818.25 | 66,381.02 | (61,562.77) | - | - | 4,818.25 | 4,818.25 | - | - | - | 4,818.25 | 4,818.25 | - | - | - | 4,818.25 | - | - | - | - | - |
| Traveling Expenses - Local | 5020101000 | - | 4,818.25 | 4,818.25 | 66,381.02 | (61,562.77) | - | - | 4,818.25 | 4,818.25 | - | - | - | 4,818.25 | 4,818.25 | - | - | - | 4,818.25 | - | - | - | - | - |
| Training and Scholarship Expenses | 5020200000 | - | 700,642.23 | 700,642.23 | 635,760.89 | 64,881.34 | - | - | 700,642.23 | 1,295.75 | - | - | - | 1,295.75 | 1,295.75 | - | - | - | 1,295.75 | - | 699,346.48 | - | - | - |
| Training Expenses | | - | 700,642.23 | 700,642.23 | 635,760.89 | 64,881.34 | - | - | 700,642.23 | 1,295.75 | - | - | - | 1,295.75 | 1,295.75 | - | - | - | 1,295.75 | - | 699,346.48 | - | - | - |
| Training Expenses | 5020201002 | - | 700,642.23 | 700,642.23 | 635,760.89 | 64,881.34 | - | - | 700,642.23 | 1,295.75 | - | - | - | 1,295.75 | 1,295.75 | - | - | - | 1,295.75 | - | 699,346.48 | - | - | - |
| Professional Services | 5021100000 | - | (0.00) | (0.00) | 3,318.57 | (3,318.57) | - | - | (0.00) | - | - | - | - | - | - | - | - | - | - | - | (0.00) | - | - | - |
| Other Professional Services | 5021199000 | - | (0.00) | (0.00) | 3,318.57 | (3,318.57) | - | - | (0.00) | - | - | - | - | - | - | - | - | - | - | - | (0.00) | - | - | - |
| GRAND TOTAL | | - | 705,460.48 | 705,460.48 | 705,460.48 | (0.00) | - | - | 705,460.48 | 6,114.00 | - | - | - | 6,114.00 | 6,114.00 | - | - | - | 6,114.00 | - | 699,346.48 | - | - | - |


CERTIFIED CORRECT:

CERTIFIED CORRECT:

APPROVED BY:


LEONILA D. CAIZ
Chief, Budget Unit


GILLIAN ROSE L. SALUIB
OIC-Chief, Accounting Unit


REMELYN B. RECOTER, MNSA, CESO III
Director IV


SUMMARY OF STATEMENT OF OBLIGATIONS, DISBURSEMENT, LIQUIDATIONS AND BALANCES for INTER-AGENCY FUND TRANSFERS
As at the Quarter Ending March 31, 2024


FAR 1C

Department : Department of Agriculture
 Agency/Entity : Office of the Secretary
 Operating Unit : Agricultural Training Institute (ATI)
 Organization Code : 05 001 01 00000
 Fund Cluster : 01

Current Year Appropriation
 Supplemental Appropriation
 Continuing Appropriation

| Implementing Agencies and Projects | Obligations | | | | | | Disbursement | | | | | Liquidated | | | | | Unpaid Obligations | Unliquidated | |
|------------------------------------|-------------------------------|------|-------------|-------------|-------------|-------------|--------------|-------------|-------------|-------------|-------------|------------|-------------|-------------|-------------|-------------|--------------------|--------------|-------|
| | Obligation Request and Status | | 1st Quarter | 2nd Quarter | 3rd Quarter | 4th Quarter | Total | 1st Quarter | 2nd Quarter | 3rd Quarter | 4th Quarter | Total | 1st Quarter | 2nd Quarter | 3rd Quarter | 4th Quarter | | | Total |
| | Number | Date | | | | | | | | | | | | | | | | | |
| | | | 0.00 | 0.00 | 0.00 | 0.00 | 0.00 | 0.00 | 0.00 | 0.00 | 0.00 | 0.00 | 0.00 | 0.00 | 0.00 | 0.00 | 0.00 | 0.00 | 0.00 |
| | | | | | | | | | | | | | | | | | | | |
| | | | | | | | | | | | | | | | | | | | |
| | | | 0.00 | 0.00 | 0.00 | 0.00 | 0.00 | 0.00 | 0.00 | 0.00 | 0.00 | 0.00 | 0.00 | 0.00 | 0.00 | 0.00 | 0.00 | 0.00 | 0.00 |
| MOOE | | | 0.00 | | | | 0.00 | 0.00 | | | | 0.00 | | | | | 0.00 | 0.00 | 0.00 |
| | | | 0.00 | 0.00 | 0.00 | 0.00 | 0.00 | 0.00 | 0.00 | 0.00 | 0.00 | 0.00 | 0.00 | 0.00 | 0.00 | 0.00 | 0.00 | 0.00 | 0.00 |
| | | | | | | | | | | | | | | | | | | | |
| | | | 0.00 | 0.00 | 0.00 | 0.00 | 0.00 | 0.00 | 0.00 | 0.00 | 0.00 | 0.00 | 0.00 | 0.00 | 0.00 | 0.00 | 0.00 | 0.00 | 0.00 |
| MOOE | | | | | | | 0.00 | | | | | 0.00 | | | | | 0.00 | 0.00 | 0.00 |
| Grand Total | | | 0.00 | 0.00 | 0.00 | 0.00 | 0.00 | 0.00 | 0.00 | 0.00 | 0.00 | 0.00 | 0.00 | 0.00 | 0.00 | 0.00 | 0.00 | 0.00 | 0.00 |
| PS | | | 0.00 | 0.00 | 0.00 | 0.00 | 0.00 | 0.00 | 0.00 | 0.00 | 0.00 | 0.00 | 0.00 | 0.00 | 0.00 | 0.00 | 0.00 | 0.00 | 0.00 |
| MOOE | | | 0.00 | 0.00 | 0.00 | 0.00 | 0.00 | 0.00 | 0.00 | 0.00 | 0.00 | 0.00 | 0.00 | 0.00 | 0.00 | 0.00 | 0.00 | 0.00 | 0.00 |
| FINEX | | | 0.00 | 0.00 | 0.00 | 0.00 | 0.00 | 0.00 | 0.00 | 0.00 | 0.00 | 0.00 | 0.00 | 0.00 | 0.00 | 0.00 | 0.00 | 0.00 | 0.00 |
| CO | | | 0.00 | 0.00 | 0.00 | 0.00 | 0.00 | 0.00 | 0.00 | 0.00 | 0.00 | 0.00 | 0.00 | 0.00 | 0.00 | 0.00 | 0.00 | 0.00 | 0.00 |

Prepared By:

 LEONILA D. CAIZ
 Budget Officer
 Date: 4/18/2024

Prepared By:

 GILLIAN ROSE L. SALUIB
 OIC-Head, Accounting Unit
 Date:

Approved By:

 ENGR. REMELWIN R. RECOTER, MNSA, CESO III
 Director IV
 Date:


SUMMARY OF STATEMENT OF OBLIGATIONS, DISBURSEMENT, LIQUIDATIONS AND BALANCES for INTER-AGENCY FUND TRANSFERS
As at the Quarter Ending March 31, 2024


FAR 1C


Department : Department of Agriculture
 Agency/Entity : Office of the Secretary
 Operating Unit : Agricultural Training Institute (ATI)
 Organization Code : 05 001 01 00000
 Fund Cluster : 03 (Special Purpose Fund)

Current Year Appropriation
 Supplemental Appropriation
 Continuing Appropriation

| Implementing Agencies and Projects | Obligations | | | | | | Disbursement | | | | | Liquidated | | | | | Unpaid Obligations | Unliquidated | |
|------------------------------------|-------------------------------|------|-------------|-------------|-------------|-------------|--------------|-------------|-------------|-------------|-------------|------------|-------------|-------------|-------------|-------------|--------------------|--------------|-------|
| | Obligation Request and Status | | 1st Quarter | 2nd Quarter | 3rd Quarter | 4th Quarter | Total | 1st Quarter | 2nd Quarter | 3rd Quarter | 4th Quarter | Total | 1st Quarter | 2nd Quarter | 3rd Quarter | 4th Quarter | | | Total |
| | Number | Date | | | | | | | | | | | | | | | | | |
| | | | 0.00 | 0.00 | 0.00 | 0.00 | 0.00 | 0.00 | 0.00 | 0.00 | 0.00 | 0.00 | 0.00 | 0.00 | 0.00 | 0.00 | 0.00 | 0.00 | 0.00 |
| | | | | | | | | | | | | | | | | | | | |
| | | | | | | | | | | | | | | | | | | | |
| | | | 0.00 | 0.00 | 0.00 | 0.00 | 0.00 | 0.00 | 0.00 | 0.00 | 0.00 | 0.00 | 0.00 | 0.00 | 0.00 | 0.00 | 0.00 | 0.00 | 0.00 |
| MOOE | | | 0.00 | | | | 0.00 | 0.00 | | | | 0.00 | | | | | 0.00 | 0.00 | 0.00 |
| | | | 0.00 | 0.00 | 0.00 | 0.00 | 0.00 | 0.00 | 0.00 | 0.00 | 0.00 | 0.00 | 0.00 | 0.00 | 0.00 | 0.00 | 0.00 | 0.00 | 0.00 |
| | | | | | | | | | | | | | | | | | | | |
| | | | 0.00 | 0.00 | 0.00 | 0.00 | 0.00 | 0.00 | 0.00 | 0.00 | 0.00 | 0.00 | 0.00 | 0.00 | 0.00 | 0.00 | 0.00 | 0.00 | 0.00 |
| MOOE | | | | | | | 0.00 | | | | | 0.00 | | | | | 0.00 | 0.00 | 0.00 |
| Grand Total | | | 0.00 | 0.00 | 0.00 | 0.00 | 0.00 | 0.00 | 0.00 | 0.00 | 0.00 | 0.00 | 0.00 | 0.00 | 0.00 | 0.00 | 0.00 | 0.00 | 0.00 |
| PS | | | 0.00 | 0.00 | 0.00 | 0.00 | 0.00 | 0.00 | 0.00 | 0.00 | 0.00 | 0.00 | 0.00 | 0.00 | 0.00 | 0.00 | 0.00 | 0.00 | 0.00 |
| MOOE | | | 0.00 | 0.00 | 0.00 | 0.00 | 0.00 | 0.00 | 0.00 | 0.00 | 0.00 | 0.00 | 0.00 | 0.00 | 0.00 | 0.00 | 0.00 | 0.00 | 0.00 |
| FINEX | | | 0.00 | 0.00 | 0.00 | 0.00 | 0.00 | 0.00 | 0.00 | 0.00 | 0.00 | 0.00 | 0.00 | 0.00 | 0.00 | 0.00 | 0.00 | 0.00 | 0.00 |
| CO | | | 0.00 | 0.00 | 0.00 | 0.00 | 0.00 | 0.00 | 0.00 | 0.00 | 0.00 | 0.00 | 0.00 | 0.00 | 0.00 | 0.00 | 0.00 | 0.00 | 0.00 |

Prepared By:

 LEONILA D. CAIZ
 Budget Officer
 Date: 4/18/24

Prepared By:

 GILLIAN ROSE L. SALUIB
 OIC-Head, Accounting Unit
 Date:

Approved By:

 ENGR. REMELYN R. RECOTER, MNSA, CESO III
 Director IV
 Date:

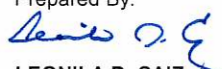
SUMMARY OF STATEMENT OF OBLIGATIONS, DISBURSEMENT, LIQUIDATIONS AND BALANCES for INTER-AGENCY FUND TRANSFERS
As at the Quarter Ending March 31, 2024


FAR 1C


Department : Department of Agriculture
 Agency/Entity : Office of the Secretary
 Operating Unit : Agricultural Training Institute (ATI)
 Organization Code : 05 001 01 00000
 Fund Cluster : 07 / CFITF (Special Purpose Fund)

| | |
|--|----------------------------|
| | Current Year Appropriation |
| | Supplemental Appropriation |
| | Continuing Appropriation |

| Implementing Agencies and Projects | Obligations | | | | | | Disbursement | | | | | Liquidated | | | | | Unpaid Obligations | Unliquidated | |
|------------------------------------|-------------------------------|------|-------------|-------------|-------------|-------------|--------------|-------------|-------------|-------------|-------------|------------|-------------|-------------|-------------|-------------|--------------------|--------------|-------|
| | Obligation Request and Status | | 1st Quarter | 2nd Quarter | 3rd Quarter | 4th Quarter | Total | 1st Quarter | 2nd Quarter | 3rd Quarter | 4th Quarter | Total | 1st Quarter | 2nd Quarter | 3rd Quarter | 4th Quarter | | | Total |
| | Number | Date | | | | | | | | | | | | | | | | | |
| | | | 0.00 | 0.00 | 0.00 | 0.00 | 0.00 | 0.00 | 0.00 | 0.00 | 0.00 | 0.00 | 0.00 | 0.00 | 0.00 | 0.00 | 0.00 | 0.00 | 0.00 |
| | | | | | | | | | | | | | | | | | | | |
| | | | | | | | | | | | | | | | | | | | |
| | | | 0.00 | 0.00 | 0.00 | 0.00 | 0.00 | 0.00 | 0.00 | 0.00 | 0.00 | 0.00 | 0.00 | 0.00 | 0.00 | 0.00 | 0.00 | 0.00 | 0.00 |
| MOOE | | | 0.00 | | | | 0.00 | 0.00 | | | | 0.00 | | | | | 0.00 | 0.00 | 0.00 |
| | | | 0.00 | 0.00 | 0.00 | 0.00 | 0.00 | 0.00 | 0.00 | 0.00 | 0.00 | 0.00 | 0.00 | 0.00 | 0.00 | 0.00 | 0.00 | 0.00 | 0.00 |
| | | | | | | | | | | | | | | | | | | | |
| | | | 0.00 | 0.00 | 0.00 | 0.00 | 0.00 | 0.00 | 0.00 | 0.00 | 0.00 | 0.00 | 0.00 | 0.00 | 0.00 | 0.00 | 0.00 | 0.00 | 0.00 |
| MOOE | | | | | | | 0.00 | | | | | 0.00 | | | | | 0.00 | 0.00 | 0.00 |
| Grand Total | | | 0.00 | 0.00 | 0.00 | 0.00 | 0.00 | 0.00 | 0.00 | 0.00 | 0.00 | 0.00 | 0.00 | 0.00 | 0.00 | 0.00 | 0.00 | 0.00 | 0.00 |
| PS | | | 0.00 | 0.00 | 0.00 | 0.00 | 0.00 | 0.00 | 0.00 | 0.00 | 0.00 | 0.00 | 0.00 | 0.00 | 0.00 | 0.00 | 0.00 | 0.00 | 0.00 |
| MOOE | | | 0.00 | 0.00 | 0.00 | 0.00 | 0.00 | 0.00 | 0.00 | 0.00 | 0.00 | 0.00 | 0.00 | 0.00 | 0.00 | 0.00 | 0.00 | 0.00 | 0.00 |
| FINEX | | | 0.00 | 0.00 | 0.00 | 0.00 | 0.00 | 0.00 | 0.00 | 0.00 | 0.00 | 0.00 | 0.00 | 0.00 | 0.00 | 0.00 | 0.00 | 0.00 | 0.00 |
| CO | | | 0.00 | 0.00 | 0.00 | 0.00 | 0.00 | 0.00 | 0.00 | 0.00 | 0.00 | 0.00 | 0.00 | 0.00 | 0.00 | 0.00 | 0.00 | 0.00 | 0.00 |

Prepared By:

 LEONILA D. CAIZ
 Budget Officer
 Date: 4/8/24

Prepared By:

 GILLIAN ROSE L. SALUIB
 OIC-Head, Accounting Unit
 Date:


Approved By:

 ENGR. REMELYN R. RECOTER, MNSA, CESO III
 Director IV
 Date:


**STATEMENT OF APPROVED BUDGET, UTILIZATIONS, DISBURSEMENTS AND BALANCES
(FOR OFF-BUDGETARY FUNDS)
As at the Quarter Ending March 31, 2024**

Department : DEPARTMENT OF AGRICULTURE
 Agency : OFFICE OF THE SECRETARY
 Operating Unit : AGRICULTURAL TRAINING INSTITUTE (ATI)
 Organization Code (UACS) : 500102000001
 Funding Source Code (as clustered) : FUND CLUSTER 06 (REVOLVING FUND)

| PARTICULARS | UACS CODE | APPROVED BUDGET | | | BUDGET UTILIZATION | | | | | DISBURSEMENTS | | | | | BALANCES | | | |
|--|------------------|---------------------------|---|---------------------------|-----------------------------|----------------------------|-----------------------------|----------------------------|----------------------|-----------------------------|----------------------------|-----------------------------|----------------------------|---------------------|----------------------|-------------------------------|----------------------------|--|
| | | Approved Budgeted Revenue | Adjustments (Additions, Reduction, Realignment) | Adjusted Budgeted Revenue | 1st Quarter Ending March 31 | 2nd Quarter Ending June 30 | 3rd Quarter Ending Sept. 30 | 4th Quarter Ending Dec. 31 | Total | 1st Quarter Ending March 31 | 2nd Quarter Ending June 30 | 3rd Quarter Ending Sept. 30 | 4th Quarter Ending Dec. 31 | Total | Unutilized Budget | Unpaid Utilizations | | |
| | | | | | | | | | | | | | | | | Demandable / Accounts Payable | Not Yet Due and Demandable | |
| 1 | 2 | 3 | 4 | 5=[3+(-)4] | 6 | 7 | 8 | 9 | 10=(6+7+8+9) | 11 | 12 | 13 | 14 | 15=(11+12+13+14) | 16=(5-10) | 17 | 18 | |
| I. Agency Approved Budget | | | | | | | | | | | | | | | | | | |
| Agricultural Training Institute Revolving Fund | 6207501 | | | | | | | | | | | | | | | | | |
| General Administration and Support | 1000000000000000 | 50,089,259.71 | - | 47,397,235.71 | 11,999,855.57 | - | - | - | 11,999,855.57 | 6,241,644.75 | - | - | - | 6,241,644.75 | 38,089,404.14 | - | 5,758,210.82 | |
| General management and supervision | 100000100001000 | 50,089,259.71 | - | 47,397,235.71 | 11,999,855.57 | - | - | - | 11,999,855.57 | 6,241,644.75 | - | - | - | 6,241,644.75 | 38,089,404.14 | - | 5,758,210.82 | |
| MOOE | 100000100001000 | 47,397,235.71 | - | 47,397,235.71 | 11,249,905.57 | - | - | - | 11,249,905.57 | 5,491,694.75 | - | - | - | 5,491,694.75 | 36,147,330.14 | - | 5,758,210.82 | |
| CO | 100000100001000 | 2,692,024.00 | - | 2,692,024.00 | 749,950.00 | - | - | - | 749,950.00 | 749,950.00 | - | - | - | 749,950.00 | 1,942,074.00 | - | - | |
| GRAND TOTAL | | 50,089,259.71 | - | 50,089,259.71 | 11,999,855.57 | - | - | - | 11,999,855.57 | 6,241,644.75 | - | - | - | 6,241,644.75 | 38,089,404.14 | - | 5,758,210.82 | |
| PS | | | | | | | | | | | | | | | | | | |
| MOOE | | 47,397,235.71 | - | 47,397,235.71 | 11,249,905.57 | - | - | - | 11,249,905.57 | 5,491,694.75 | - | - | - | 5,491,694.75 | 36,147,330.14 | - | 5,758,210.82 | |
| FinEX | | | | | | | | | | | | | | | | | | |
| CO | | 2,692,024.00 | - | 2,692,024.00 | 749,950.00 | - | - | - | 749,950.00 | 749,950.00 | - | - | - | 749,950.00 | 1,942,074.00 | - | - | |

Prepared By: 
LEONILA D. CAIZ
 Budget Officer
 Date: 4/17/24

Prepared By: 
GILLIAN ROSE L. SALUIB
 OIC - Head Accounting Unit
 Date:

Approved By: 
ENGR. REMELYN R. RECOTER, MNSA, CESO III
 Director IV
 Date:

**SUMMARY OF APPROVED BUDGET, UTILIZATIONS, DISBURSEMENTS AND BALANCES BY OBJECT OF EXPENDITURES
(FOR OFF-BUDGETARY FUNDS)
As at the Quarter Ending March 31, 2024**




Department : DEPARTMENT OF AGRICULTURE
 Agency : OFFICE OF THE SECRETARY
 Operating Unit : AGRICULTURAL TRAINING INSTITUTE (ATI)
 Organization Code (UACS) : 5001020001
 Funding Source Code (as clustered) : FUND CLUSTER 06 (REVOLVING FUND)

| Particulars | UACS CODE | Approved Budget | | | Budget Utilization | | | | | Disbursements | | | | | BALANCES | | |
|--|-------------|---------------------------|--|---------------------------|-----------------------------|----------------------------|-----------------------------|----------------------------|---------------|-----------------------------|----------------------------|-----------------------------|----------------------------|------------------|-------------------|---------------------------------------|----------------------------|
| | | Approved Budgeted Revenue | Adjustments (Additions, Reductions, Realignment) | Adjusted Budgeted Revenue | 1st Quarter Ending March 31 | 2nd Quarter Ending June 30 | 3rd Quarter Ending Sept. 30 | 4th Quarter Ending Dec. 31 | Total | 1st Quarter Ending March 31 | 2nd Quarter Ending June 30 | 3rd Quarter Ending Sept. 30 | 4th Quarter Ending Dec. 31 | Total | Unutilized Budget | Unpaid Utilizations (10-15) = (17+18) | |
| | | | | | | | | | | | | | | | | Due and Demandable / Accounts Payable | Not Yet Due and Demandable |
| 1 | 2 | 3 | 4 | 5=[3+(-)4] | 6 | 7 | 8 | 9 | 10=(6+7+8+9) | 11 | 12 | 13 | 14 | 15=(11+12+13+14) | 16=(5-10) | 17 | 18 |
| SUMMARY | | | | | | | | | | | | | | | | | |
| A. AGENCY SPECIFIC BUDGET | | | | | | | | | | | | | | | | | |
| Personnel Services | | - | - | - | - | - | - | - | - | - | - | - | - | - | - | - | - |
| Maintenance & Other Operating Expenses | | 47,397,235.71 | - | 47,397,235.71 | 11,249,905.57 | - | - | - | 11,249,905.57 | 5,491,694.75 | - | - | - | 5,491,694.75 | 36,147,330.14 | - | 5,758,210.82 |
| Travelling Expenses | 50201000 00 | 16,000.00 | - | 16,000.00 | - | - | - | - | - | - | - | - | - | - | 16,000.00 | - | - |
| Traveling Expenses - Local | 50201010 00 | 16,000.00 | - | 16,000.00 | - | - | - | - | - | - | - | - | - | - | 16,000.00 | - | - |
| Traveling Expenses - Foreign | 50201020 00 | - | - | - | - | - | - | - | - | - | - | - | - | - | - | - | - |
| Training and Scholarship Expenses | 50202000 00 | 347,967.90 | - | 347,967.90 | 166,946.28 | - | - | - | 166,946.28 | 150,243.10 | - | - | - | 150,243.10 | 181,021.62 | - | 16,703.18 |
| Training Expenses | 50202010 00 | 347,967.90 | - | 347,967.90 | 166,946.28 | - | - | - | 166,946.28 | 150,243.10 | - | - | - | 150,243.10 | 181,021.62 | - | 16,703.18 |
| Training Expenses - ICT Training Expenses | 50202010 01 | - | - | - | - | - | - | - | - | - | - | - | - | - | - | - | - |
| Training Expenses | 50202010 02 | 347,967.90 | - | 347,967.90 | 166,946.28 | - | - | - | 166,946.28 | 150,243.10 | - | - | - | 150,243.10 | 181,021.62 | - | 16,703.18 |
| Scholarship Grants/Expenses | 50202020 00 | - | - | - | - | - | - | - | - | - | - | - | - | - | - | - | - |
| Supplies and Materials Expenses | 50203000 00 | 6,215,552.87 | - | 6,215,552.87 | 842,043.59 | - | - | - | 842,043.59 | 625,821.89 | - | - | - | 625,821.89 | 5,373,509.28 | - | 216,221.70 |
| Office Supplies Expenses | 50203010 00 | 1,468,849.31 | - | 1,468,849.31 | 419,190.36 | - | - | - | 419,190.36 | 269,190.36 | - | - | - | 269,190.36 | 1,049,658.95 | - | 150,000.00 |
| ICT Office Supplies | 50203010 01 | - | - | - | - | - | - | - | - | - | - | - | - | - | - | - | - |
| Office Supplies Expenses | 50203010 02 | 1,468,849.31 | - | 1,468,849.31 | 419,190.36 | - | - | - | 419,190.36 | 269,190.36 | - | - | - | 269,190.36 | 1,049,658.95 | - | 150,000.00 |
| Accountable Forms Expenses | 50203020 00 | 3,200.00 | - | 3,200.00 | - | - | - | - | - | - | - | - | - | - | 3,200.00 | - | - |
| Fuel, Oil and Lubricants Expenses | 50203090 00 | 32,000.00 | - | 32,000.00 | 7,544.50 | - | - | - | 7,544.50 | 7,544.50 | - | - | - | 7,544.50 | 24,455.50 | - | - |
| Agricultural and Marine Supplies Expenses | 50203010 00 | 10,163.06 | - | 10,163.06 | 10,163.06 | - | - | - | 10,163.06 | 10,163.06 | - | - | - | 10,163.06 | - | - | - |
| Semi-Expendable Machinery and Equipment Expenses | 50203210 00 | 459,000.00 | - | 459,000.00 | 100,633.96 | - | - | - | 100,633.96 | 100,633.96 | - | - | - | 100,633.96 | 358,366.04 | - | - |
| Machinery | 50203210 01 | - | - | - | - | - | - | - | - | - | - | - | - | - | - | - | - |
| Office Equipment | 50203210 02 | 345,000.00 | - | 345,000.00 | 58,138.96 | - | - | - | 58,138.96 | 58,138.96 | - | - | - | 58,138.96 | 286,861.04 | - | - |
| Information and Communications Technology Equipment | 50203210 03 | 114,000.00 | - | 114,000.00 | 42,496.00 | - | - | - | 42,496.00 | 42,496.00 | - | - | - | 42,496.00 | 71,505.00 | - | - |
| Semi-Expendable Furniture, Fixtures and Books Expenses | 50203220 00 | 404,562.50 | - | 404,562.50 | 177,173.50 | - | - | - | 177,173.50 | 147,173.50 | - | - | - | 147,173.50 | 227,389.00 | - | 30,000.00 |
| Furniture and Fixtures | 50203220 01 | 404,562.50 | - | 404,562.50 | 177,173.50 | - | - | - | 177,173.50 | 147,173.50 | - | - | - | 147,173.50 | 227,389.00 | - | 30,000.00 |
| Books | 50203220 02 | - | - | - | - | - | - | - | - | - | - | - | - | - | - | - | - |
| Other Supplies and Materials Expenses | 50203990 00 | 3,837,778.00 | - | 3,837,778.00 | 127,338.21 | - | - | - | 127,338.21 | 91,116.51 | - | - | - | 91,116.51 | 3,710,439.79 | - | 36,221.70 |
| Utility Expenses | 50204000 00 | 5,624,432.03 | - | 5,624,432.03 | 1,415,952.96 | - | - | - | 1,415,952.96 | 1,327,796.02 | - | - | - | 1,327,796.02 | 4,208,479.07 | - | 88,156.94 |
| Water Expenses | 50204010 00 | 655,154.35 | - | 655,154.35 | 252,589.50 | - | - | - | 252,589.50 | 244,872.95 | - | - | - | 244,872.95 | 402,564.85 | - | 7,716.55 |
| Electricity Expenses | 50204020 00 | 4,969,277.68 | - | 4,969,277.68 | 1,163,363.46 | - | - | - | 1,163,363.46 | 1,082,923.07 | - | - | - | 1,082,923.07 | 3,805,914.22 | - | 80,440.39 |
| Gas/Heating Expenses | 50204030 00 | - | - | - | - | - | - | - | - | - | - | - | - | - | - | - | - |
| Communication Expenses | 50205010 00 | 4,115,080.88 | - | 4,115,080.88 | 3,883,076.71 | - | - | - | 3,883,076.71 | 210,958.87 | - | - | - | 210,958.87 | 232,004.17 | - | 3,672,117.84 |
| Postage and Courier Services | 50205010 00 | - | - | - | - | - | - | - | - | - | - | - | - | - | - | - | - |
| Telephone Expenses | 50205020 00 | 153,988.00 | - | 153,988.00 | 41,864.99 | - | - | - | 41,864.99 | 30,366.99 | - | - | - | 30,366.99 | 112,123.01 | - | 11,498.00 |
| Mobile | 50205020 01 | 97,988.00 | - | 97,988.00 | 31,606.12 | - | - | - | 31,606.12 | 20,108.12 | - | - | - | 20,108.12 | 66,381.88 | - | 11,498.00 |
| Landline | 50205020 02 | 56,000.00 | - | 56,000.00 | 10,258.87 | - | - | - | 10,258.87 | 10,258.87 | - | - | - | 10,258.87 | 45,714.13 | - | - |
| Internet Subscription Expenses | 50205030 00 | 3,911,892.88 | - | 3,911,892.88 | 3,828,588.72 | - | - | - | 3,828,588.72 | 167,968.88 | - | - | - | 167,968.88 | 83,304.16 | - | 3,660,619.84 |
| Cable, Satellite, Telegraph and Radio Expenses | 50205040 00 | 49,200.00 | - | 49,200.00 | 12,623.00 | - | - | - | 12,623.00 | 12,623.00 | - | - | - | 12,623.00 | 36,577.00 | - | - |
| Professional Services | 50211000 00 | 3,792,805.80 | - | 3,792,805.80 | 1,524,491.59 | - | - | - | 1,524,491.59 | 900,518.03 | - | - | - | 900,518.03 | 2,268,314.21 | - | 623,973.56 |
| Other Professional Services | 50211990 00 | 3,792,805.80 | - | 3,792,805.80 | 1,524,491.59 | - | - | - | 1,524,491.59 | 900,518.03 | - | - | - | 900,518.03 | 2,268,314.21 | - | 623,973.56 |
| General Services | 50212000 00 | 9,490,115.46 | - | 9,490,115.46 | 2,392,129.90 | - | - | - | 2,392,129.90 | 1,871,538.67 | - | - | - | 1,871,538.67 | 7,097,985.56 | - | 520,591.23 |
| Environmental/Sanitary Services | 50212010 00 | 107,015.80 | - | 107,015.80 | 107,015.80 | - | - | - | 107,015.80 | 107,015.80 | - | - | - | 107,015.80 | - | - | - |
| Janitorial Services | 50212020 00 | 569,420.00 | - | 569,420.00 | 268,208.00 | - | - | - | 268,208.00 | 227,976.86 | - | - | - | 227,976.86 | 301,212.00 | - | 40,231.14 |
| Security Expenses | 50212030 00 | 1,197,456.00 | - | 1,197,456.00 | 627,632.16 | - | - | - | 627,632.16 | 187,724.46 | - | - | - | 187,724.46 | 569,823.84 | - | 439,907.70 |
| Other Services | 50212990 00 | 7,616,223.66 | - | 7,616,223.66 | 1,389,273.94 | - | - | - | 1,389,273.94 | 1,348,821.55 | - | - | - | 1,348,821.55 | 6,226,949.72 | - | 40,452.39 |
| Other General Services - ICT Services | 50212990 01 | - | - | - | - | - | - | - | - | - | - | - | - | - | - | - | - |
| Other General Services | 50212990 02 | 7,616,223.66 | - | 7,616,223.66 | 1,389,273.94 | - | - | - | 1,389,273.94 | 1,348,821.55 | - | - | - | 1,348,821.55 | 6,226,949.72 | - | 40,452.39 |
| Repair and Maintenance | 50213000 00 | 14,838,612.37 | - | 14,838,612.37 | 711,894.87 | - | - | - | 711,894.87 | 103,348.50 | - | - | - | 103,348.50 | 14,126,717.50 | - | 608,546.37 |
| Repairs and Maintenance - Buildings and Other Structures | 50213040 00 | 14,149,859.37 | - | 14,149,859.37 | 488,194.87 | - | - | - | 488,194.87 | 87,748.50 | - | - | - | 87,748.50 | 13,661,664.50 | - | 400,446.37 |
| Buildings | 50213040 01 | 14,149,859.37 | - | 14,149,859.37 | 488,194.87 | - | - | - | 488,194.87 | 87,748.50 | - | - | - | 87,748.50 | 13,661,664.50 | - | 400,446.37 |
| Repairs and Maintenance - Machinery and Equipment | 50213050 00 | 491,160.00 | - | 491,160.00 | 83,700.00 | - | - | - | 83,700.00 | 15,600.00 | - | - | - | 15,600.00 | 407,460.00 | - | 68,100.00 |
| Machinery | 50213050 01 | - | - | - | - | - | - | - | - | - | - | - | - | - | - | - | - |

**SUMMARY OF APPROVED BUDGET, UTILIZATIONS, DISBURSEMENTS AND BALANCES BY OBJECT OF EXPENDITURES
(FOR OFF-BUDGETARY FUNDS)
As at the Quarter Ending March 31, 2024**

Department : DEPARTMENT OF AGRICULTURE
 Agency : OFFICE OF THE SECRETARY
 Operating Unit : AGRICULTURAL TRAINING INSTITUTE (ATI)
 Organization Code (UACS) : 5001020001
 Funding Source Code (as clustered) : FUND CLUSTER 06 (REVOLVING FUND)




| Particulars | UACS CODE | Approved Budget | | | Budget Utilization | | | | | Disbursements | | | | | BALANCES | | |
|---|-------------|---------------------------|--|---------------------------|-----------------------------|----------------------------|-----------------------------|----------------------------|----------------------|-----------------------------|----------------------------|-----------------------------|----------------------------|---------------------|----------------------|---------------------------------------|----------------------------|
| | | Approved Budgeted Revenue | Adjustments (Additions, Reductions, Realignment) | Adjusted Budgeted Revenue | 1st Quarter Ending March 31 | 2nd Quarter Ending June 30 | 3rd Quarter Ending Sept. 30 | 4th Quarter Ending Dec. 31 | Total | 1st Quarter Ending March 31 | 2nd Quarter Ending June 30 | 3rd Quarter Ending Sept. 30 | 4th Quarter Ending Dec. 31 | Total | Unutilized Budget | Unpaid Utilizations (10-15) = (17+18) | |
| | | | | | | | | | | | | | | | | Due and Demandable / Accounts Payable | Not Yet Due and Demandable |
| 1 | 2 | 3 | 4 | 5=[3+(-)4] | 6 | 7 | 8 | 9 | 10=(6+7+8+9) | 11 | 12 | 13 | 14 | 15=(11+12+13+14) | 16=(5-10) | 17 | 18 |
| Office Equipment | 50213050 02 | 491,160.00 | - | 491,160.00 | 83,700.00 | - | - | - | 83,700.00 | 15,600.00 | - | - | - | 15,600.00 | 407,460.00 | - | 68,100.00 |
| Repairs and Maintenance - Semi-Expendable Machinery and Equipment | 50213210 00 | 158,093.00 | - | 158,093.00 | 140,000.00 | - | - | - | 140,000.00 | - | - | - | - | - | 18,093.00 | - | 140,000.00 |
| Machinery | 50213210 01 | - | - | - | - | - | - | - | - | - | - | - | - | - | - | - | - |
| Office Equipment | 50213210 02 | 158,093.00 | - | 158,093.00 | 140,000.00 | - | - | - | 140,000.00 | - | - | - | - | - | 18,093.00 | - | 140,000.00 |
| Repairs and Maintenance - Semi-Expendable Furniture, Fixtures and Books | 50213220 00 | 39,500.00 | - | 39,500.00 | - | - | - | - | - | - | - | - | - | - | 39,500.00 | - | - |
| Furniture and Fixtures | 50213220 01 | 39,500.00 | - | 39,500.00 | - | - | - | - | - | - | - | - | - | - | 39,500.00 | - | - |
| Taxes, Insurance Premiums and Other Fees | 50215000 00 | 96,218.67 | - | 96,218.67 | 45,869.67 | - | - | - | 45,869.67 | 45,869.67 | - | - | - | 45,869.67 | 50,349.00 | - | - |
| Fidelity Bond Premiums | 50215020 00 | 349.00 | - | 349.00 | - | - | - | - | - | - | - | - | - | - | 349.00 | - | - |
| Insurance Expenses | 50215030 00 | 95,869.67 | - | 95,869.67 | 45,869.67 | - | - | - | 45,869.67 | 45,869.67 | - | - | - | 45,869.67 | 50,000.00 | - | - |
| Labor and Wages | 50216000 00 | - | - | - | - | - | - | - | - | - | - | - | - | - | - | - | - |
| Labor and Wages | 50216010 00 | - | - | - | - | - | - | - | - | - | - | - | - | - | - | - | - |
| Other Maintenance and Operating Expenses | 50299000 00 | 2,860,449.73 | - | 2,860,449.73 | 267,500.00 | - | - | - | 267,500.00 | 255,600.00 | - | - | - | 255,600.00 | 2,592,949.73 | - | 11,900.00 |
| Advertising Expenses | 50299010 00 | - | - | - | - | - | - | - | - | - | - | - | - | - | - | - | - |
| Printing and Publication Expenses | 50299020 00 | 45,000.00 | - | 45,000.00 | - | - | - | - | - | - | - | - | - | - | 45,000.00 | - | - |
| Representation Expenses | 50299030 00 | - | - | - | - | - | - | - | - | - | - | - | - | - | - | - | - |
| Transportation and Delivery Expenses | 50299040 00 | - | - | - | - | - | - | - | - | - | - | - | - | - | - | - | - |
| Rent/Lease Expenses | 50299050 00 | 240,000.00 | - | 240,000.00 | - | - | - | - | - | - | - | - | - | - | 240,000.00 | - | - |
| Rents - Building and Structures | 50299050 01 | - | - | - | - | - | - | - | - | - | - | - | - | - | - | - | - |
| Rents - Land | 50299050 02 | 240,000.00 | - | 240,000.00 | - | - | - | - | - | - | - | - | - | - | 240,000.00 | - | - |
| Other Maintenance and Operating Expenses | 50299990 00 | 2,575,449.73 | - | 2,575,449.73 | 267,500.00 | - | - | - | 267,500.00 | 255,600.00 | - | - | - | 255,600.00 | 2,307,949.73 | - | 11,900.00 |
| Website Maintenance | 50299990 01 | - | - | - | - | - | - | - | - | - | - | - | - | - | - | - | - |
| Other Maintenance and Operating Expenses | 50299990 02 | 2,575,449.73 | - | 2,575,449.73 | 267,500.00 | - | - | - | 267,500.00 | 255,600.00 | - | - | - | 255,600.00 | 2,307,949.73 | - | 11,900.00 |
| Financial Expenses | | - | - | - | - | - | - | - | - | - | - | - | - | - | - | - | - |
| Financial Expenses | | - | - | - | - | - | - | - | - | - | - | - | - | - | - | - | - |
| Capital Outlays | | 2,692,024.00 | - | 2,692,024.00 | 749,950.00 | - | - | - | 749,950.00 | 749,950.00 | - | - | - | 749,950.00 | 1,942,074.00 | - | - |
| Property, Plant and Equipment Outlay | 50604000 00 | 2,692,024.00 | - | 2,692,024.00 | 749,950.00 | - | - | - | 749,950.00 | 749,950.00 | - | - | - | 749,950.00 | 1,942,074.00 | - | - |
| Land Outlay | 50604010 00 | - | - | - | - | - | - | - | - | - | - | - | - | - | - | - | - |
| Machinery and Equipment Outlay | 50604050 00 | 2,492,024.00 | - | 2,492,024.00 | 749,950.00 | - | - | - | 749,950.00 | 749,950.00 | - | - | - | 749,950.00 | 1,742,074.00 | - | - |
| Machinery | 50604050 01 | - | - | - | - | - | - | - | - | - | - | - | - | - | - | - | - |
| Office Equipment | 50604050 02 | 2,492,024.00 | - | 2,492,024.00 | 749,950.00 | - | - | - | 749,950.00 | 749,950.00 | - | - | - | 749,950.00 | 1,742,074.00 | - | - |
| Information and Communication Technology Equipment | 50604050 03 | - | - | - | - | - | - | - | - | - | - | - | - | - | - | - | - |
| Furniture, Fixtures and Books Outlay | 50604070 00 | 200,000.00 | - | 200,000.00 | - | - | - | - | - | - | - | - | - | - | 200,000.00 | - | - |
| Furniture and Fixtures | 50604070 01 | 200,000.00 | - | 200,000.00 | - | - | - | - | - | - | - | - | - | - | 200,000.00 | - | - |
| GRAND TOTAL | | 50,089,259.71 | - | 50,089,259.71 | 11,999,855.57 | - | - | - | 11,999,855.57 | 6,241,644.75 | - | - | - | 6,241,644.75 | 38,089,404.14 | - | 5,758,210.82 |

| | | |
|--|---|--|
| Certified Correct:  LEONILA D. CAIZ Budget Officer Date: <u>4/17/24</u> | Certified Correct:  GILLIAN ROSE L. SALUIB OIC, Head, Accounting Unit Date: | Approved By:  ENGR. REMELYN R. RECOTER, MNSA, CESO III Director IV Date: |
|--|---|--|

SUMMARY OF APPROVED BUDGET, UTILIZATIONS, DISBURSEMENTS AND BALANCES BY OBJECT OF EXPENDITURES
As at the Quarter Ending March 31, 2024

Department : DEPARTMENT OF AGRICULTURE
 Agency : OFFICE OF THE SECRETARY
 Operating Unit : AGRICULTURAL TRAINING INSTITUTE (ATI)
 Organization Code (UACS) : 50010200001
 Funding Source Code (as clustered) : FUND CLUSTER 07 (CFITF)

| Particulars | UACS CODE | Approved Budget | | | Budget Utilization | | | | | Disbursements | | | | | BALANCES | | |
|--|------------|---------------------------|--|---------------------------|----------------------|----------------|-----------------|----------------|----------------------|-----------------|----------------|-----------------|----------------|------------------|-----------------------|---------------------------------------|----------------------------|
| | | Approved Budgeted Revenue | Adjustments (Additions, Reductions, Realignment) | Adjusted Budgeted Revenue | 1st Quarter | 2nd Quarter | 3rd Quarter | 4th Quarter | Total | 1st Quarter | 2nd Quarter | 3rd Quarter | 4th Quarter | Total | Unutilized Budget | Unpaid Utilizations (10-15) = (17+18) | |
| | | | | | Ending March 31 | Ending June 30 | Ending Sept. 30 | Ending Dec. 31 | | Ending March 31 | Ending June 30 | Ending Sept. 30 | Ending Dec. 31 | | | Due and Demandable / Accounts Payable | Not Yet Due and Demandable |
| 1 | 2 | 3 | 4 | 5=[3+(-)4] | 6 | 7 | 8 | 9 | 10=(6+7+8+9) | 11 | 12 | 13 | 14 | 15=(11+12+13+14) | 16=(5-10) | 17 | 18 |
| Special Purpose Fund | | | | | | | | | | | | | | | | | |
| COCONUT FARMERS INDUSTRY TRUST FUND | | | | | | | | | | | | | | | | | |
| MOOE | 5020000000 | 300,000,000.00 | - | 300,000,000.00 | 36,267,198.23 | - | - | - | 36,267,198.23 | - | - | - | - | - | 263,732,801.77 | - | 36,267,198.23 |
| Traveling Expenses - Local | 5020101000 | 9,000,000.00 | | 9,000,000.00 | 243,529.73 | | | | 243,529.73 | | | | | | 8,756,470.27 | | 243,529.73 |
| Training Expenses | 5020201002 | 268,887,045.00 | | 268,887,045.00 | 34,389,886.92 | | | | 34,389,886.92 | | | | | | 234,497,158.08 | | 34,389,886.92 |
| Office Supplies Expenses | 5020301002 | 3,309,455.00 | | 3,309,455.00 | 186,135.00 | | | | 186,135.00 | | | | | | 3,123,320.00 | | 186,135.00 |
| Fuel, Oil and Lubricants Expenses | 5020309000 | 125,000.00 | | 125,000.00 | 4,635.83 | | | | 4,635.83 | | | | | | 120,364.17 | | 4,635.83 |
| Other Professional Services | 5021199000 | | | - | | | | | - | | | | | | - | | - |
| Financial Assistance to LGUs | 5021403000 | | | - | | | | | - | | | | | | - | | - |
| Financial Assistance to NGOs/POs | 5021405000 | 13,275,000.00 | | 13,275,000.00 | 790,230.75 | | | | 790,230.75 | | | | | | 12,484,769.25 | | 790,230.75 |
| Advertising Expenses | 5029901000 | 1,269,500.00 | | 1,269,500.00 | | | | | - | | | | | | 1,269,500.00 | | - |
| Printing and Publication Expenses | 5029902000 | 4,134,000.00 | | 4,134,000.00 | 652,780.00 | | | | 652,780.00 | | | | | | 3,481,220.00 | | 652,780.00 |
| Donations | 5029908000 | | | - | | | | | - | | | | | | - | | - |
| Postage and Courier Services | 5020501000 | | | - | | | | | - | | | | | | - | | - |
| GRAND TOTAL | | 300,000,000.00 | - | 300,000,000.00 | 36,267,198.23 | - | - | - | 36,267,198.23 | - | - | - | - | - | 263,732,801.77 | - | 36,267,198.23 |
| PS | | | | | | | | | | | | | | | | | |
| MOOE | | 300,000,000.00 | - | 300,000,000.00 | 36,267,198.23 | - | - | - | 36,267,198.23 | - | - | - | - | - | 263,732,801.77 | - | 36,267,198.23 |
| FINEX | | | | | | | | | | | | | | | | | |
| CO | | | | | | | | | | | | | | | | | |

| | | |
|---|---|---|
| Certified Correct:  LEONILA D. CAIZ Budget Officer Date: 4/17/2024 | Certified Correct:  GILLIAN ROSE L. SALUIB OIC, Head Accounting Office Date: | Approved By:  ENGR. REMELYN R. RECOTER, MNSA, CESO III Director IV Date: |
|---|---|---|

MONTHLY REPORT OF DISBURSEMENTS
FOR THE MONTH OF FEBRUARY 2024

Department : Department of Agriculture
 Agency : Office of the Secretary
 Operating Unit : Agricultural Training Institute
 Organization Code (UACS) : 050010200001
 Fund Cluster : 01 - Regular Agency Fund


| PARTICULARS | Current Year Budget (Current Appropriations) | | | | | Prior Year's Budget | | | | | | | | | | TOTAL | SUB-TOTAL | TRUST LIABILITIES | | | | Grand Total | | | | | Remarks | | | |
|--|--|---------------|-------|------|---------------|-------------------------------------|--------------|-------|------|---------------|---|--------------|-------|------|------------------|--------------|---------------|-------------------|------|------|---------------|---------------|---------------|-------|------|------------------|---------|------|--|--|
| | PS | MOOE | FINEX | CO | TOTAL | Prior Year's Accounts Payable (PYO) | | | | | Current Year's Accounts Payable (Continuing Appr) | | | | | | | PS | MOOE | CO | TOTAL | PS | MOOE | FINEX | CO | TOTAL | | | | |
| | | | | | | PS | MOOE | FINEX | CO | SUB-TOTAL | PS | MOOE | FINEX | CO | SUB-TOTAL | | | | | | | | | | | | | | | |
| 1 | 2 | 3 | 4 | 5 | 6=(2+3+4+5) | 7 | 8 | 9 | 10 | 11=(7+8+9+10) | 12 | 13 | 14 | 15 | 16=(12+13+14+15) | 17=(11+16) | 18=(6+17) | 19 | 20 | 21 | 22=(19+20+21) | 23 | 24 | 25 | 26 | 27=(23+24+25+26) | 28 | | | |
| CASH DISBURSEMENTS | | | | | | | | | | | | | | | | | | | | | | | | | | | | | | |
| MDS Disbursements | 19,903,977.06 | 17,076,766.12 | 0.00 | 0.00 | 36,980,743.18 | 55,789.42 | 2,353,983.72 | 0.00 | 0.00 | 2,409,773.14 | 0.00 | 1,545,886.44 | 0.00 | 0.00 | 1,545,886.44 | 3,955,659.58 | 40,936,402.76 | 0.00 | 0.00 | 0.00 | 0.00 | 19,959,766.48 | 20,976,636.28 | 0.00 | 0.00 | 40,936,402.76 | | | | |
| Notice of Cash Allocation (NCA) | 19,903,977.06 | 17,076,766.12 | 0.00 | 0.00 | 36,980,743.18 | 55,789.42 | 2,353,983.72 | 0.00 | 0.00 | 2,409,773.14 | 0.00 | 1,545,886.44 | 0.00 | 0.00 | 1,545,886.44 | 3,955,659.58 | 40,936,402.76 | 0.00 | 0.00 | 0.00 | 0.00 | 19,959,766.48 | 20,976,636.28 | 0.00 | 0.00 | 40,936,402.76 | | | | |
| MDS Check Issued | 4,882,639.53 | 4,956,983.55 | | | 9,839,623.08 | 0.00 | 376,139.13 | | | 376,139.13 | | 1,023,539.67 | | | 1,023,539.67 | 1,399,678.80 | 11,239,301.88 | | | | | 4,882,639.53 | 6,356,662.35 | | | 11,239,301.88 | | | | |
| Advise to Debit Account | 15,021,337.53 | 12,119,782.57 | | | 27,141,120.10 | 55,789.42 | 1,977,844.59 | | | 2,033,634.01 | | 522,346.77 | | | 522,346.77 | 2,555,980.78 | 29,697,100.88 | | | | | 15,077,126.95 | 14,619,973.93 | | | 29,697,100.88 | | | | |
| Notice of Transfer Allocation (NTA) | | 0.00 | | 0.00 | 0.00 | 0.00 | 0.00 | | 0.00 | 0.00 | 0.00 | 0.00 | | 0.00 | 0.00 | 0.00 | 0.00 | 0.00 | 0.00 | 0.00 | 0.00 | 0.00 | 0.00 | 0.00 | 0.00 | 0.00 | 0.00 | | | |
| MDS Check Issued | | | | | | | | | | | | | | | | | | | | | | | | | | | | | | |
| Advise to Debit Account | | | | | | | | | | | | | | | | | | | | | | | | | | | | | | |
| Working Fund for FAPs | | | | | | | | | | | | | | | | | | | | | | | | | | | | | | |
| Cash Disbursement Ceiling (CDC) | | | | | | | | | | | | | | | | | | | | | | | | | | | | | | |
| TOTAL CASH DISBURSEMENTS | 19,903,977.06 | 17,076,766.12 | 0.00 | 0.00 | 36,980,743.18 | 55,789.42 | 2,353,983.72 | 0.00 | 0.00 | 2,409,773.14 | 0.00 | 1,545,886.44 | 0.00 | 0.00 | 1,545,886.44 | 3,955,659.58 | 40,936,402.76 | 0.00 | 0.00 | 0.00 | 0.00 | 19,959,766.48 | 20,976,636.28 | 0.00 | 0.00 | 40,936,402.76 | | | | |
| NON-CASH DISBURSEMENTS | | | | | | | | | | | | | | | | | | | | | | | | | | | | | | |
| Tax Remittance Advice (TRA) | 1,013,162.93 | 319,572.17 | | | 1,332,735.10 | | 68,795.14 | | | 68,795.14 | | 3,645.46 | | | 3,645.46 | 72,440.60 | 1,405,175.70 | | | | | 1,013,162.93 | 392,012.77 | | | 1,405,175.70 | | | | |
| Non-Cash Availment Authority (NCAA) | | | | | | | | | | | | | | | | | | | | | | | | | | | | | | |
| Disbursements effected through outright deductions from claims | 0.00 | 0.00 | 0.00 | 0.00 | 0.00 | 0.00 | 0.00 | 0.00 | 0.00 | 0.00 | 0.00 | 0.00 | 0.00 | 0.00 | 0.00 | 0.00 | 0.00 | 0.00 | 0.00 | 0.00 | 0.00 | 0.00 | 0.00 | 0.00 | 0.00 | 0.00 | 0.00 | 0.00 | | |
| Overpayment of expenses (e.g. personal benefits) | | | | | | | | | | | | | | | | | | | | | | | | | | | | | | |
| Restitution for loss of government property | | | | | | | | | | | | | | | | | | | | | | | | | | | | | | |
| Liquidated Damages | | | | | | | | | | | | | | | | | | | | | | | | | | | | | | |
| Disallowance | | | | | | | | | | | | | | | | | | | | | | | | | | | | | | |
| and other similar items (please specify...) | | | | | | | | | | | | | | | | | | | | | | | | | | | | | | |
| and other similar items (please specify...) | | | | | | | | | | | | | | | | | | | | | | | | | | | | | | |
| and other similar items (please specify...) | | | | | | | | | | | | | | | | | | | | | | | | | | | | | | |
| Others | 0.00 | 0.00 | 0.00 | 0.00 | 0.00 | 0.00 | 0.00 | 0.00 | 0.00 | 0.00 | 0.00 | 0.00 | 0.00 | 0.00 | 0.00 | 0.00 | 0.00 | 0.00 | 0.00 | 0.00 | 0.00 | 0.00 | 0.00 | 0.00 | 0.00 | 0.00 | 0.00 | 0.00 | | |
| TEF | | | | | | | | | | | | | | | | | | | | | | | | | | | | | | |
| BT+Doc Stamp Tax | | | | | | | | | | | | | | | | | | | | | | | | | | | | | | |
| and other similar items (please specify...) | | | | | | | | | | | | | | | | | | | | | | | | | | | | | | |
| and other similar items (please specify...) | | | | | | | | | | | | | | | | | | | | | | | | | | | | | | |
| and other similar items (please specify...) | | | | | | | | | | | | | | | | | | | | | | | | | | | | | | |
| TOTAL NON-CASH DISBURSEMENTS | 1,013,162.93 | 319,572.17 | 0.00 | 0.00 | 1,332,735.10 | 0.00 | 68,795.14 | 0.00 | 0.00 | 68,795.14 | 0.00 | 3,645.46 | 0.00 | 0.00 | 3,645.46 | 72,440.60 | 1,405,175.70 | 0.00 | 0.00 | 0.00 | 0.00 | 1,013,162.93 | 392,012.77 | 0.00 | 0.00 | 1,405,175.70 | | | | |
| GRAND TOTAL | 20,917,139.99 | 17,396,338.29 | 0.00 | 0.00 | 38,313,478.28 | 55,789.42 | 2,422,778.86 | 0.00 | 0.00 | 2,478,568.28 | 0.00 | 1,549,531.90 | 0.00 | 0.00 | 1,549,531.90 | 4,028,100.18 | 42,341,578.46 | 0.00 | 0.00 | 0.00 | 0.00 | 20,972,929.41 | 21,368,649.05 | 0.00 | 0.00 | 42,341,578.46 | | | | |

| SUMMARY: | from Previous Year | Previous Report | This Month | As at Date |
|--|--------------------|-----------------|---------------|---------------|
| Total Disbursement Authorities Received | | | | |
| NCA | | 14,220,000.00 | 60,383,000.00 | 94,603,000.00 |
| NTA | 0.00 | 0.00 | 0.00 | 0.00 |
| Add: Notice of Transfer of Allocations (NTA) Received | | 0.00 | 0.00 | 0.00 |
| Less: Notice of Transfer of Allocations (NTA) Issued | | 0.00 | 0.00 | 0.00 |
| Working Fund | 0.00 | 0.00 | 0.00 | 0.00 |
| Released by DBM | | 0.00 | 0.00 | 0.00 |
| Add: LP/GP Received from CO/PSO (with ASA) | | 0.00 | 0.00 | 0.00 |
| Less: LP/GP Issued by CO/PSO (with ASA) | | 0.00 | 0.00 | 0.00 |
| Add: LP/GP Received from CO/PSO (without ASA) | | 0.00 | 0.00 | 0.00 |
| Less: LP/GP Issued by CO/PSO (without ASA) | | 0.00 | 0.00 | 0.00 |
| TRA | | 1,111,878.35 | 1,405,175.70 | 2,517,054.05 |
| CDC | | 0.00 | 0.00 | 0.00 |
| NCAA | | 0.00 | 0.00 | 0.00 |
| Total Disbursement Authorities Available | 0.00 | 15,331,878.35 | 61,788,175.70 | 97,120,054.05 |
| Less: | | | | |
| Lapsed NCA | | 0.00 | 0.00 | 0.00 |
| Disbursements** | | 21,845,624.15 | 42,341,578.46 | 64,187,202.61 |
| Less: Other Non-Cash Disbursements | 0.00 | 0.00 | 0.00 | 0.00 |
| Disbursements effected through outright deductions from claims | 0.00 | 0.00 | 0.00 | 0.00 |
| Overpayment of expenses (e.g. personal benefits) | | 0.00 | 0.00 | 0.00 |
| Restitution for loss of government property | | 0.00 | 0.00 | 0.00 |
| Liquidated Damages | | 0.00 | 0.00 | 0.00 |
| Disallowance | | 0.00 | 0.00 | 0.00 |
| and other similar items (please specify...) | | 0.00 | 0.00 | 0.00 |
| and other similar items (please specify...) | | 0.00 | 0.00 | 0.00 |
| and other similar items (please specify...) | | 0.00 | 0.00 | 0.00 |
| Add/Less: Adjustments | 0.00 | 0.00 | 0.00 | 0.00 |
| Adjustments on MDS Accounts | 0.00 | 0.00 | 0.00 | 0.00 |
| Less: Adjustments (e.g. cancelled/stale checks) | 0.00 | 0.00 | 0.00 | 0.00 |
| Replacement of Staled/Cancelled Checks | | 0.00 | 0.00 | 0.00 |
| Replacement of Staled/Cancelled LDDAP-ADA | | 0.00 | 0.00 | 0.00 |
| Erroneous Payment | | 0.00 | 0.00 | 0.00 |
| please specify... | | | | |
| please specify... | | | | |
| Add: Adjustments (e.g. cancelled check/staled checks) | 0.00 | 0.00 | 0.00 | 0.00 |
| Restoration of Staled/Cancelled Checks | | 0.00 | 0.00 | 0.00 |
| Restoration of Staled/Cancelled LDDAP-ADA | | 0.00 | 0.00 | 0.00 |
| Erroneous Payment | | 0.00 | 0.00 | 0.00 |
| please specify... | | | | |
| please specify... | | | | |
| Adjustments on Current Accounts | 0.00 | 0.00 | 0.00 | 0.00 |
| Less: Adjustments (e.g. cancelled/stale checks) | 0.00 | 0.00 | 0.00 | 0.00 |
| Reversal of Unreleased Checks at Year-end | | 0.00 | 0.00 | 0.00 |
| Replacement of Staled/Cancelled Checks | | 0.00 | 0.00 | 0.00 |
| Erroneous Payment | | 0.00 | 0.00 | 0.00 |
| please specify... | | | | |
| please specify... | | | | |
| Add: Adjustments (e.g. cancelled check/staled checks) | 0.00 | 0.00 | 0.00 | 0.00 |
| Restoration of Cash for Unreleased Checks at Year-end | | 0.00 | 0.00 | 0.00 |
| Restoration of Staled/Cancelled Checks | | 0.00 | 0.00 | 0.00 |
| Erroneous Payment | | 0.00 | 0.00 | 0.00 |
| please specify... | | | | |
| please specify... | | | | |
| Balance of Disbursement Authorities as at date | 0.00 | 13,486,254.20 | 19,446,597.24 | 32,932,851.44 |

Prepared by:


 GILLIAN JOEL L. SALLIB
 OIC, Head Accounting Unit
 Date:

Approved by:


 ENGR. REMELYN R. RECOTER, MNSA, CESO III
 Director IV
 Date:

MONTHLY REPORT OF DISBURSEMENTS
FOR THE MONTH OF MARCH 2024

Department : Department of Agriculture
Agency : Office of the Secretary
Operating Unit : Agricultural Training Institute
Organization Code (UACS) : 050010200001
Fund Cluster : 01 - Regular Agency Fund

Main financial table with columns for Particulars, Current Year Budget (Current Appropriations), Prior Year's Budget, Current Year's Accounts Payable (Containing Appor), and Grand Total. Includes sub-totals for CASH DISBURSEMENTS and NON-CASH DISBURSEMENTS.

SUMMARY table showing Carry Over Balance from Previous Year, Previous Report, This Month, and As at Date. Includes sub-totals for Total Disbursement Authorities Received and Available.

Prepared by:

GILLIAN ROSE L. SALUB
OIC, Head Accounting Unit
Date:

Approved by:

ENGR. REMELYN R. RECOTER, MNSA, CESO III
Director IV
Date:

MONTHLY REPORT OF DISBURSEMENTS
FOR THE MONTH OF JANUARY 2024


Department : Department of Agriculture
 Agency : Office of the Secretary
 Operating Unit : Agricultural Training Institute
 Organization Code (UACS) : 050010200001
 Fund Cluster : 03 - Rice Competitiveness Enhancement Fund

| PARTICULARS | Current Year Budget (Current Appropriations) | | | | | Prior Year's Budget | | | | | Current Year's Accounts Payable (Continuing Appro) | | | | | TOTAL | SUB-TOTAL | TRUST LIABILITIES | | | | Grand Total | | | | | Remarks | | |
|--|--|------|-------|------|-------------|---------------------|------|-------|------|---------------|--|------|-------|------|------------------|-------|-----------|-------------------|-----------|------|-------|-------------|---------------|-------|------|-------|---------|------|------------------|
| | PS | MOOE | FINEX | CO | TOTAL | PS | MOOE | FINEX | CO | SUB-TOTAL | PS | MOOE | FINEX | CO | SUB-TOTAL | | | PS | MOOE | CO | TOTAL | PS | MOOE | FINEX | CO | TOTAL | | | |
| | 2 | 3 | 4 | 5 | 6=(2+3+4+5) | 7 | 8 | 9 | 10 | 11=(7+8+9+10) | 12 | 13 | 14 | 15 | 16=(12+13+14+15) | | | 17=(11+16) | 18=(6+17) | 19 | 20 | 21 | 22=(19+20+21) | 23 | 24 | 25 | | 26 | 27=(23+24+25+26) |
| CASH DISBURSEMENTS | | | | | | | | | | | | | | | | | | | | | | | | | | | | | |
| MDS Disbursements | 0.00 | 0.00 | 0.00 | 0.00 | 0.00 | 0.00 | 0.00 | 0.00 | 0.00 | 0.00 | 0.00 | 0.00 | 0.00 | 0.00 | 0.00 | 0.00 | 0.00 | 0.00 | 0.00 | 0.00 | 0.00 | 0.00 | 0.00 | 0.00 | 0.00 | 0.00 | 0.00 | 0.00 | 0.00 |
| Notice of Cash Allocation (NCA) | 0.00 | 0.00 | 0.00 | 0.00 | 0.00 | 0.00 | 0.00 | 0.00 | 0.00 | 0.00 | 0.00 | 0.00 | 0.00 | 0.00 | 0.00 | 0.00 | 0.00 | 0.00 | 0.00 | 0.00 | 0.00 | 0.00 | 0.00 | 0.00 | 0.00 | 0.00 | 0.00 | 0.00 | 0.00 |
| MDS Check Issued | | | | | | | | | | | | | | | | | | | | | | | | | | | | | |
| Advise to Debit Account | | | | | | | | | | | | | | | | | | | | | | | | | | | | | |
| Notice of Transfer Allocation (NTA) | 0.00 | 0.00 | 0.00 | 0.00 | 0.00 | 0.00 | 0.00 | 0.00 | 0.00 | 0.00 | 0.00 | 0.00 | 0.00 | 0.00 | 0.00 | 0.00 | 0.00 | 0.00 | 0.00 | 0.00 | 0.00 | 0.00 | 0.00 | 0.00 | 0.00 | 0.00 | 0.00 | 0.00 | 0.00 |
| MDS Check Issued | | | | | | | | | | | | | | | | | | | | | | | | | | | | | |
| Advise to Debit Account | | | | | | | | | | | | | | | | | | | | | | | | | | | | | |
| Working Fund for FAPs | | | | | | | | | | | | | | | | | | | | | | | | | | | | | |
| Cash Disbursement Ceiling (CDC) | | | | | | | | | | | | | | | | | | | | | | | | | | | | | |
| TOTAL CASH DISBURSEMENTS | 0.00 | 0.00 | 0.00 | 0.00 | 0.00 | 0.00 | 0.00 | 0.00 | 0.00 | 0.00 | 0.00 | 0.00 | 0.00 | 0.00 | 0.00 | 0.00 | 0.00 | 0.00 | 0.00 | 0.00 | 0.00 | 0.00 | 0.00 | 0.00 | 0.00 | 0.00 | 0.00 | 0.00 | 0.00 |
| NON-CASH DISBURSEMENTS | | | | | | | | | | | | | | | | | | | | | | | | | | | | | |
| Text Remittance Advice (TRA) | | | | | 0.00 | | | | | 0.00 | | | | | 0.00 | | | | | 0.00 | | | | | 0.00 | | | | 0.00 |
| Non-Cash Availment Authority (NCAA) | | | | | 0.00 | | | | | 0.00 | | | | | 0.00 | | | | | 0.00 | | | | | 0.00 | | | | 0.00 |
| Disbursements effected through outright deductions from claims | 0.00 | 0.00 | 0.00 | 0.00 | 0.00 | 0.00 | 0.00 | 0.00 | 0.00 | 0.00 | 0.00 | 0.00 | 0.00 | 0.00 | 0.00 | 0.00 | 0.00 | 0.00 | 0.00 | 0.00 | 0.00 | 0.00 | 0.00 | 0.00 | 0.00 | 0.00 | 0.00 | 0.00 | 0.00 |
| Overpayment of expenses (e.g. personal benefits) | | | | | 0.00 | | | | | 0.00 | | | | | 0.00 | | | | | 0.00 | | | | | 0.00 | | | | 0.00 |
| Restitution for loss of government property | | | | | 0.00 | | | | | 0.00 | | | | | 0.00 | | | | | 0.00 | | | | | 0.00 | | | | 0.00 |
| Liquidated Damages | | | | | 0.00 | | | | | 0.00 | | | | | 0.00 | | | | | 0.00 | | | | | 0.00 | | | | 0.00 |
| Disallowance | | | | | 0.00 | | | | | 0.00 | | | | | 0.00 | | | | | 0.00 | | | | | 0.00 | | | | 0.00 |
| and other similar items (please specify...) | | | | | 0.00 | | | | | 0.00 | | | | | 0.00 | | | | | 0.00 | | | | | 0.00 | | | | 0.00 |
| and other similar items (please specify...) | | | | | 0.00 | | | | | 0.00 | | | | | 0.00 | | | | | 0.00 | | | | | 0.00 | | | | 0.00 |
| and other similar items (please specify...) | | | | | 0.00 | | | | | 0.00 | | | | | 0.00 | | | | | 0.00 | | | | | 0.00 | | | | 0.00 |
| Others | 0.00 | 0.00 | 0.00 | 0.00 | 0.00 | 0.00 | 0.00 | 0.00 | 0.00 | 0.00 | 0.00 | 0.00 | 0.00 | 0.00 | 0.00 | 0.00 | 0.00 | 0.00 | 0.00 | 0.00 | 0.00 | 0.00 | 0.00 | 0.00 | 0.00 | 0.00 | 0.00 | 0.00 | 0.00 |
| TEF | | | | | 0.00 | | | | | 0.00 | | | | | 0.00 | | | | | 0.00 | | | | | 0.00 | | | | 0.00 |
| BTr Doc Stamp Tax | | | | | 0.00 | | | | | 0.00 | | | | | 0.00 | | | | | 0.00 | | | | | 0.00 | | | | 0.00 |
| and other similar items (please specify...) | | | | | 0.00 | | | | | 0.00 | | | | | 0.00 | | | | | 0.00 | | | | | 0.00 | | | | 0.00 |
| and other similar items (please specify...) | | | | | 0.00 | | | | | 0.00 | | | | | 0.00 | | | | | 0.00 | | | | | 0.00 | | | | 0.00 |
| and other similar items (please specify...) | | | | | 0.00 | | | | | 0.00 | | | | | 0.00 | | | | | 0.00 | | | | | 0.00 | | | | 0.00 |
| TOTAL NON-CASH DISBURSEMENTS | 0.00 | 0.00 | 0.00 | 0.00 | 0.00 | 0.00 | 0.00 | 0.00 | 0.00 | 0.00 | 0.00 | 0.00 | 0.00 | 0.00 | 0.00 | 0.00 | 0.00 | 0.00 | 0.00 | 0.00 | 0.00 | 0.00 | 0.00 | 0.00 | 0.00 | 0.00 | 0.00 | 0.00 | 0.00 |
| GRAND TOTAL | 0.00 | 0.00 | 0.00 | 0.00 | 0.00 | 0.00 | 0.00 | 0.00 | 0.00 | 0.00 | 0.00 | 0.00 | 0.00 | 0.00 | 0.00 | 0.00 | 0.00 | 0.00 | 0.00 | 0.00 | 0.00 | 0.00 | 0.00 | 0.00 | 0.00 | 0.00 | 0.00 | 0.00 | 0.00 |

SUMMARY:

| | from Previous Year | Previous Report | This Month | As at Date |
|--|--------------------|-----------------|------------|------------|
| Total Disbursement Authorities Received | | | | |
| NCA | | | | 0.00 |
| NTA | 0.00 | 0.00 | 0.00 | 0.00 |
| Add: Notice of Transfer of Allocations (NTA) Received | | | | 0.00 |
| Less: Notice of Transfer of Allocations (NTA) Issued | | | | 0.00 |
| Working Fund | 0.00 | 0.00 | 0.00 | 0.00 |
| Released by DBM | | | | 0.00 |
| Add: LP/GP Received from CO/PSO (with ASA) | | | | 0.00 |
| Less: LP/GP Issued by CO/PSO (with ASA) | | | | 0.00 |
| Add: LP/GP Received from CO/PSO (without ASA) | | | | 0.00 |
| Less: LP/GP Issued by CO/PSO (without ASA) | | | | 0.00 |
| TRA | | | 0.00 | 0.00 |
| CDC | | | | 0.00 |
| NCAA | | | | 0.00 |
| Total Disbursement Authorities Available | 0.00 | 0.00 | 0.00 | 0.00 |
| Less: | | | | |
| Lapsed NCA | | | | 0.00 |
| Disbursements** | | | 0.00 | 0.00 |
| Less: Other Non-Cash Disbursements | 0.00 | 0.00 | 0.00 | 0.00 |
| Disbursements effected through outright deductions from claims | 0.00 | 0.00 | 0.00 | 0.00 |
| Overpayment of expenses (e.g. personal benefits) | | | | 0.00 |
| Restitution for loss of government property | | | | 0.00 |
| Liquidated Damages | | | | 0.00 |
| Disallowance | | | | 0.00 |
| and other similar items (please specify...) | | | | 0.00 |
| and other similar items (please specify...) | | | | 0.00 |
| and other similar items (please specify...) | | | | 0.00 |
| Add/Less: Adjustments | 0.00 | 0.00 | 0.00 | 0.00 |
| Adjustments on MDS Accounts | 0.00 | 0.00 | 0.00 | 0.00 |
| Less: Adjustments (e.g. cancelled/stale checks) | 0.00 | 0.00 | 0.00 | 0.00 |
| Replacement of Staled-Cancelled Checks | | | | 0.00 |
| Replacement of Staled-Cancelled LDDAP-ADA | | | | 0.00 |
| Erroneous Payment | | | | 0.00 |
| please specify... | | | | 0.00 |
| please specify... | | | | 0.00 |
| Add: Adjustments (e.g. cancelled check/stale checks) | 0.00 | 0.00 | 0.00 | 0.00 |
| Restoration of Staled-Cancelled Checks | | | | 0.00 |
| Restoration of Staled-Cancelled LDDAP-ADA | | | | 0.00 |
| Erroneous Payment | | | | 0.00 |
| please specify... | | | | 0.00 |
| please specify... | | | | 0.00 |
| Adjustments on Current Accounts | 0.00 | 0.00 | 0.00 | 0.00 |
| Less: Adjustments (e.g. cancelled/stale checks) | 0.00 | 0.00 | 0.00 | 0.00 |
| Reversal of Unreleased Checks at Year-end | | | | 0.00 |
| Replacement of Staled-Cancelled Checks | | | | 0.00 |
| Erroneous Payment | | | | 0.00 |
| please specify... | | | | 0.00 |
| please specify... | | | | 0.00 |
| Add: Adjustments (e.g. cancelled check/stale checks) | 0.00 | 0.00 | 0.00 | 0.00 |
| Restoration of Cash for Unreleased Checks at Year-end | | | | 0.00 |
| Restoration of Staled-Cancelled Checks | | | | 0.00 |
| Erroneous Payment | | | | 0.00 |
| please specify... | | | | 0.00 |
| please specify... | | | | 0.00 |
| Balance of Disbursement Authorities as at date | 0.00 | 0.00 | 0.00 | 0.00 |

Prepared by: 
 GILMAN ROSE C. LARGO
 OIC, Chief Accountant
 Date:

Approved by: 
 REMELYN R. RECOTER, MNSA, CESO III
 Director IV
 Date:

MONTHLY REPORT OF DISBURSEMENTS


FOR THE MONTH OF JANUARY 2024


Department : Department of Agriculture
 Agency : Office of the Secretary
 Operating Unit : Agricultural Training Institute
 Organization Code (UACS) : 050010200001
 Fund Cluster : 07 - Coconut Farmers Industry Trust Fund

| PARTICULARS | Current Year Budget (Current Appropriations) | | | | | Prior Year's Budget | | | | | TOTAL | SUB-TOTAL | TRUST LIABILITIES | | | | Grand Total | | | | Remarks | | | | | | | |
|--|--|------|-------|------|-------------|-------------------------------------|------|-------|------|---------------|-------|-----------|--|------|------------------|------------|-------------|------|------|------|---------------|-------|------|------|-------|------------------|-------|------|
| | PS | MOOE | FINEX | CO | TOTAL | Prior Year's Accounts Payable (PYO) | | | | | | | Current Year's Accounts Payable (Continuing Appro) | | | | | PS | MOOE | CO | | TOTAL | PS | MOOE | FINEX | CO | TOTAL | |
| | | | | | | PS | MOOE | FINEX | CO | SUB-TOTAL | | | PS | MOOE | FINEX | CO | SUB-TOTAL | | | | | | | | | | | PS |
| 1 | 2 | 3 | 4 | 5 | 6=(2+3+4+5) | 7 | 8 | 9 | 10 | 11=(7+8+9+10) | 12 | 13 | 14 | 15 | 16=(12+13+14+15) | 17=(11+16) | 18=(6+17) | 19 | 20 | 21 | 22=(19+20+21) | 23 | 24 | 25 | 26 | 27=(23+24+25+26) | 28 | |
| CASH DISBURSEMENTS | | | | | | | | | | | | | | | | | | | | | | | | | | | | |
| MDS Disbursements | 0.00 | 0.00 | 0.00 | 0.00 | 0.00 | 0.00 | 0.00 | 0.00 | 0.00 | 0.00 | 0.00 | 0.00 | 0.00 | 0.00 | 0.00 | 0.00 | 0.00 | 0.00 | 0.00 | 0.00 | 0.00 | 0.00 | 0.00 | 0.00 | 0.00 | 0.00 | 0.00 | 0.00 |
| Notice of Cash Allocation (NCA) | 0.00 | 0.00 | 0.00 | 0.00 | 0.00 | 0.00 | 0.00 | 0.00 | 0.00 | 0.00 | 0.00 | 0.00 | 0.00 | 0.00 | 0.00 | 0.00 | 0.00 | 0.00 | 0.00 | 0.00 | 0.00 | 0.00 | 0.00 | 0.00 | 0.00 | 0.00 | 0.00 | 0.00 |
| MDS Check Issued | | | | | | | | | | | | | | | | | | | | | | | | | | | | |
| Advise to Debit Account | | | | | | | | | | | | | | | | | | | | | | | | | | | | |
| Notice of Transfer Allocation (NTA) | | | | | | | | | | | | | | | | | | | | | | | | | | | | |
| MDS Check Issued | | | | | | | | | | | | | | | | | | | | | | | | | | | | |
| Advise to Debit Account | | | | | | | | | | | | | | | | | | | | | | | | | | | | |
| Working Fund for FAPs | | | | | | | | | | | | | | | | | | | | | | | | | | | | |
| Cash Disbursement Ceiling (CDC) | | | | | | | | | | | | | | | | | | | | | | | | | | | | |
| TOTAL CASH DISBURSEMENTS | 0.00 | 0.00 | 0.00 | 0.00 | 0.00 | 0.00 | 0.00 | 0.00 | 0.00 | 0.00 | 0.00 | 0.00 | 0.00 | 0.00 | 0.00 | 0.00 | 0.00 | 0.00 | 0.00 | 0.00 | 0.00 | 0.00 | 0.00 | 0.00 | 0.00 | 0.00 | 0.00 | 0.00 |
| NON-CASH DISBURSEMENTS | | | | | | | | | | | | | | | | | | | | | | | | | | | | |
| Tax Remittance Advice (TRA) | | | | | | 0.00 | | | | | 0.00 | | | | | 0.00 | 0.00 | | | | 0.00 | 0.00 | 0.00 | 0.00 | 0.00 | 0.00 | 0.00 | 0.00 |
| Non-Cash Availment Authority (NCAA) | | | | | | 0.00 | | | | | 0.00 | | | | | 0.00 | 0.00 | | | | 0.00 | 0.00 | 0.00 | 0.00 | 0.00 | 0.00 | 0.00 | 0.00 |
| Disbursements effected through outright deductions from claims | 0.00 | 0.00 | 0.00 | 0.00 | 0.00 | 0.00 | 0.00 | 0.00 | 0.00 | 0.00 | 0.00 | 0.00 | 0.00 | 0.00 | 0.00 | 0.00 | 0.00 | 0.00 | 0.00 | 0.00 | 0.00 | 0.00 | 0.00 | 0.00 | 0.00 | 0.00 | 0.00 | 0.00 |
| Overpayment of expenses (e.g. personal benefits) | | | | | | 0.00 | | | | | 0.00 | | | | | 0.00 | 0.00 | | | | 0.00 | 0.00 | 0.00 | 0.00 | 0.00 | 0.00 | 0.00 | 0.00 |
| Restitution for loss of government property | | | | | | 0.00 | | | | | 0.00 | | | | | 0.00 | 0.00 | | | | 0.00 | 0.00 | 0.00 | 0.00 | 0.00 | 0.00 | 0.00 | 0.00 |
| Liquidated Damages | | | | | | 0.00 | | | | | 0.00 | | | | | 0.00 | 0.00 | | | | 0.00 | 0.00 | 0.00 | 0.00 | 0.00 | 0.00 | 0.00 | 0.00 |
| Disallowance | | | | | | 0.00 | | | | | 0.00 | | | | | 0.00 | 0.00 | | | | 0.00 | 0.00 | 0.00 | 0.00 | 0.00 | 0.00 | 0.00 | 0.00 |
| and other similar items (please specify...) | | | | | | 0.00 | | | | | 0.00 | | | | | 0.00 | 0.00 | | | | 0.00 | 0.00 | 0.00 | 0.00 | 0.00 | 0.00 | 0.00 | 0.00 |
| and other similar items (please specify...) | | | | | | 0.00 | | | | | 0.00 | | | | | 0.00 | 0.00 | | | | 0.00 | 0.00 | 0.00 | 0.00 | 0.00 | 0.00 | 0.00 | 0.00 |
| and other similar items (please specify...) | | | | | | 0.00 | | | | | 0.00 | | | | | 0.00 | 0.00 | | | | 0.00 | 0.00 | 0.00 | 0.00 | 0.00 | 0.00 | 0.00 | 0.00 |
| Others | 0.00 | 0.00 | 0.00 | 0.00 | 0.00 | 0.00 | 0.00 | 0.00 | 0.00 | 0.00 | 0.00 | 0.00 | 0.00 | 0.00 | 0.00 | 0.00 | 0.00 | 0.00 | 0.00 | 0.00 | 0.00 | 0.00 | 0.00 | 0.00 | 0.00 | 0.00 | 0.00 | 0.00 |
| TEF | | | | | | 0.00 | | | | | 0.00 | | | | | 0.00 | 0.00 | | | | 0.00 | 0.00 | 0.00 | 0.00 | 0.00 | 0.00 | 0.00 | 0.00 |
| BTR Doc Stamp Tax | | | | | | 0.00 | | | | | 0.00 | | | | | 0.00 | 0.00 | | | | 0.00 | 0.00 | 0.00 | 0.00 | 0.00 | 0.00 | 0.00 | 0.00 |
| and other similar items (please specify...) | | | | | | 0.00 | | | | | 0.00 | | | | | 0.00 | 0.00 | | | | 0.00 | 0.00 | 0.00 | 0.00 | 0.00 | 0.00 | 0.00 | 0.00 |
| and other similar items (please specify...) | | | | | | 0.00 | | | | | 0.00 | | | | | 0.00 | 0.00 | | | | 0.00 | 0.00 | 0.00 | 0.00 | 0.00 | 0.00 | 0.00 | 0.00 |
| and other similar items (please specify...) | | | | | | 0.00 | | | | | 0.00 | | | | | 0.00 | 0.00 | | | | 0.00 | 0.00 | 0.00 | 0.00 | 0.00 | 0.00 | 0.00 | 0.00 |
| TOTAL NON-CASH DISBURSEMENTS | 0.00 | 0.00 | 0.00 | 0.00 | 0.00 | 0.00 | 0.00 | 0.00 | 0.00 | 0.00 | 0.00 | 0.00 | 0.00 | 0.00 | 0.00 | 0.00 | 0.00 | 0.00 | 0.00 | 0.00 | 0.00 | 0.00 | 0.00 | 0.00 | 0.00 | 0.00 | 0.00 | 0.00 |
| GRAND TOTAL | 0.00 | 0.00 | 0.00 | 0.00 | 0.00 | 0.00 | 0.00 | 0.00 | 0.00 | 0.00 | 0.00 | 0.00 | 0.00 | 0.00 | 0.00 | 0.00 | 0.00 | 0.00 | 0.00 | 0.00 | 0.00 | 0.00 | 0.00 | 0.00 | 0.00 | 0.00 | 0.00 | 0.00 |

SUMMARY:

| | Carry Over Balance from Previous Year | Previous Report | This Month | As at Date |
|--|--|-----------------|------------|------------|
| Total Disbursement Authorities Received | | | | |
| NCA | | 0.00 | | 0.00 |
| NTA | 0.00 | 0.00 | 0.00 | 0.00 |
| Add: Notice of Transfer of Allocations (NTA) Received | | 0.00 | | 0.00 |
| Less: Notice of Transfer of Allocations (NTA) Issued | | 0.00 | | 0.00 |
| Working Fund | 0.00 | 0.00 | 0.00 | 0.00 |
| Released by DBM | | 0.00 | | 0.00 |
| Add: LP GP Received from CO-PSO (with ASA) | | 0.00 | | 0.00 |
| Less: LP GP Issued by CO-PSO (with ASA) | | 0.00 | | 0.00 |
| Add: LP GP Received from CO-PSO (without ASA) | | 0.00 | | 0.00 |
| Less: LP GP Issued by CO-PSO (without ASA) | | 0.00 | | 0.00 |
| TRA | | 0.00 | 0.00 | 0.00 |
| CDC | | 0.00 | | 0.00 |
| NCAA | | 0.00 | | 0.00 |
| Total Disbursement Authorities Available | 0.00 | 0.00 | 0.00 | 0.00 |
| Less: | | | | |
| Lapsed NCA | | 0.00 | | 0.00 |
| Disbursements** | | 0.00 | 0.00 | 0.00 |
| Less: Other Non-Cash Disbursements | 0.00 | 0.00 | 0.00 | 0.00 |
| Disbursements effected through outright deductions from claims | 0.00 | 0.00 | 0.00 | 0.00 |
| Overpayment of expenses (e.g. personal benefits) | | 0.00 | | 0.00 |
| Restitution for loss of government property | | 0.00 | | 0.00 |
| Liquidated Damages | | 0.00 | | 0.00 |
| Disallowance | | 0.00 | | 0.00 |
| and other similar items (please specify...) | | 0.00 | | 0.00 |
| and other similar items (please specify...) | | 0.00 | | 0.00 |
| and other similar items (please specify...) | | 0.00 | | 0.00 |
| Add/Less: Adjustments | 0.00 | 0.00 | 0.00 | 0.00 |
| Adjustments on MDS Accounts | 0.00 | 0.00 | 0.00 | 0.00 |
| Less: Adjustments (e.g. cancelled/stale checks) | 0.00 | 0.00 | 0.00 | 0.00 |
| Replacement of Cancelled Checks LDDAP-ADA | | 0.00 | | 0.00 |
| please specify... | | 0.00 | | 0.00 |
| please specify... | | 0.00 | | 0.00 |
| Add: Adjustments (e.g. cancelled check/stale checks) | 0.00 | 0.00 | 0.00 | 0.00 |
| Cancelled Checks LDDAP-ADA | | 0.00 | | 0.00 |
| Stale Checks | | 0.00 | | 0.00 |
| please specify... | | 0.00 | | 0.00 |
| Adjustments on Current Accounts | 0.00 | 0.00 | 0.00 | 0.00 |
| Less: Adjustments (e.g. cancelled/stale checks) | 0.00 | 0.00 | 0.00 | 0.00 |
| Replacement of Cancelled Checks | | 0.00 | | 0.00 |
| please specify... | | 0.00 | | 0.00 |
| please specify... | | 0.00 | | 0.00 |
| Add: Adjustments (e.g. cancelled check/stale checks) | 0.00 | 0.00 | 0.00 | 0.00 |
| Cancelled Checks | | 0.00 | | 0.00 |
| Stale Checks | | 0.00 | | 0.00 |
| please specify... | | 0.00 | | 0.00 |
| Balance of Disbursement Authorities as at date | 0.00 | 0.00 | 0.00 | 0.00 |

Prepared by:

 GILLIAN ROSE L. SALUIB
 OIC - Chief Accountant
 Date:

Approved by:

 R. REMEY R. RECOTER, MNSA, CESO III
 Director IV
 Date:

MONTHLY REPORT OF DISBURSEMENTS
FOR THE MONTH OF FEBRUARY 2024


Department : Department of Agriculture
 Agency : Office of the Secretary
 Operating Unit : Agricultural Training Institute
 Organization Code (UACS) : 050010200001
 Fund Cluster : 07 - Coconut Farmers Industry Trust Fund

| PARTICULARS | Current Year Budget (Current Appropriations) | | | | | Prior Year's Budget | | | | | | | | | | TOTAL | SUB-TOTAL | TRUST LIABILITIES | | | | Grand Total | | | | | Remarks | |
|--|--|------|-------|------|-------------|-------------------------------------|------|------|------|---------------|--|------|------|------|------------------|------------|-----------|-------------------|------|------|---------------|-------------|------|-------|------|------------------|---------|------------|
| | PS | MOOE | FINEX | CO | TOTAL | Prior Year's Accounts Payable (PYO) | | | | | Current Year's Accounts Payable (Continuing Appro) | | | | | | | PS | MOOE | CO | TOTAL | PS | MOOE | FINEX | CO | TOTAL | | |
| | | | | | | 7 | 8 | 9 | 10 | SUB-TOTAL | 12 | 13 | 14 | 15 | SUB-TOTAL | | | | | | | | | | | | | 17=(11+16) |
| 1 | 2 | 3 | 4 | 5 | 6=(2+3+4+5) | 7 | 8 | 9 | 10 | 11=(7+8+9+10) | 12 | 13 | 14 | 15 | 16=(12+13+14+15) | 17=(11+16) | 18=(6+17) | 19 | 20 | 21 | 22=(19+20+21) | 23 | 24 | 25 | 26 | 27=(23+24+25+26) | 28 | |
| CASH DISBURSEMENTS | | | | | | | | | | | | | | | | | | | | | | | | | | | | |
| MDS Disbursements | 0.00 | 0.00 | 0.00 | 0.00 | 0.00 | 0.00 | 0.00 | 0.00 | 0.00 | 0.00 | 0.00 | 0.00 | 0.00 | 0.00 | 0.00 | 0.00 | 0.00 | 0.00 | 0.00 | 0.00 | 0.00 | 0.00 | 0.00 | 0.00 | 0.00 | 0.00 | 0.00 | 0.00 |
| Notice of Cash Allocation (NCA) | 0.00 | 0.00 | 0.00 | 0.00 | 0.00 | 0.00 | 0.00 | 0.00 | 0.00 | 0.00 | 0.00 | 0.00 | 0.00 | 0.00 | 0.00 | 0.00 | 0.00 | 0.00 | 0.00 | 0.00 | 0.00 | 0.00 | 0.00 | 0.00 | 0.00 | 0.00 | 0.00 | 0.00 |
| MDS Check Issued | | | | | | | | | | | | | | | | | | | | | | | | | | | | |
| Advise to Debit Account | | | | | | | | | | | | | | | | | | | | | | | | | | | | |
| Notice of Transfer Allocation (NTA) | 0.00 | 0.00 | 0.00 | 0.00 | 0.00 | 0.00 | 0.00 | 0.00 | 0.00 | 0.00 | 0.00 | 0.00 | 0.00 | 0.00 | 0.00 | 0.00 | 0.00 | 0.00 | 0.00 | 0.00 | 0.00 | 0.00 | 0.00 | 0.00 | 0.00 | 0.00 | 0.00 | 0.00 |
| MDS Check Issued | | | | | | | | | | | | | | | | | | | | | | | | | | | | |
| Advise to Debit Account | | | | | | | | | | | | | | | | | | | | | | | | | | | | |
| Working Fund for FAPs | | | | | | | | | | | | | | | | | | | | | | | | | | | | |
| Cash Disbursement Ceiling (CDC) | | | | | | | | | | | | | | | | | | | | | | | | | | | | |
| TOTAL CASH DISBURSEMENTS | 0.00 | 0.00 | 0.00 | 0.00 | 0.00 | 0.00 | 0.00 | 0.00 | 0.00 | 0.00 | 0.00 | 0.00 | 0.00 | 0.00 | 0.00 | 0.00 | 0.00 | 0.00 | 0.00 | 0.00 | 0.00 | 0.00 | 0.00 | 0.00 | 0.00 | 0.00 | 0.00 | 0.00 |
| NON-CASH DISBURSEMENTS | | | | | | | | | | | | | | | | | | | | | | | | | | | | |
| Tax Remittance Advice (TRA) | | | | | 0.00 | 0.00 | | | | 0.00 | | | | | 0.00 | 0.00 | 0.00 | | | 0.00 | 0.00 | 0.00 | 0.00 | 0.00 | 0.00 | 0.00 | 0.00 | 0.00 |
| Non-Cash Availment Authority (NCAA) | | | | | 0.00 | 0.00 | | | | 0.00 | | | | | 0.00 | 0.00 | 0.00 | | | 0.00 | 0.00 | 0.00 | 0.00 | 0.00 | 0.00 | 0.00 | 0.00 | 0.00 |
| Disbursements effected through outright deductions from claims | 0.00 | 0.00 | 0.00 | 0.00 | 0.00 | 0.00 | 0.00 | 0.00 | 0.00 | 0.00 | 0.00 | 0.00 | 0.00 | 0.00 | 0.00 | 0.00 | 0.00 | 0.00 | 0.00 | 0.00 | 0.00 | 0.00 | 0.00 | 0.00 | 0.00 | 0.00 | 0.00 | 0.00 |
| Overpayment of expenses (e.g. personal benefits) | | | | | 0.00 | 0.00 | | | | 0.00 | | | | | 0.00 | 0.00 | 0.00 | | | 0.00 | 0.00 | 0.00 | 0.00 | 0.00 | 0.00 | 0.00 | 0.00 | 0.00 |
| Restitution for loss of government property | | | | | 0.00 | 0.00 | | | | 0.00 | | | | | 0.00 | 0.00 | 0.00 | | | 0.00 | 0.00 | 0.00 | 0.00 | 0.00 | 0.00 | 0.00 | 0.00 | 0.00 |
| Liquidated Damages | | | | | 0.00 | 0.00 | | | | 0.00 | | | | | 0.00 | 0.00 | 0.00 | | | 0.00 | 0.00 | 0.00 | 0.00 | 0.00 | 0.00 | 0.00 | 0.00 | 0.00 |
| Disallowance | | | | | 0.00 | 0.00 | | | | 0.00 | | | | | 0.00 | 0.00 | 0.00 | | | 0.00 | 0.00 | 0.00 | 0.00 | 0.00 | 0.00 | 0.00 | 0.00 | 0.00 |
| and other similar items (please specify...) | | | | | 0.00 | 0.00 | | | | 0.00 | | | | | 0.00 | 0.00 | 0.00 | | | 0.00 | 0.00 | 0.00 | 0.00 | 0.00 | 0.00 | 0.00 | 0.00 | 0.00 |
| and other similar items (please specify...) | | | | | 0.00 | 0.00 | | | | 0.00 | | | | | 0.00 | 0.00 | 0.00 | | | 0.00 | 0.00 | 0.00 | 0.00 | 0.00 | 0.00 | 0.00 | 0.00 | 0.00 |
| and other similar items (please specify...) | | | | | 0.00 | 0.00 | | | | 0.00 | | | | | 0.00 | 0.00 | 0.00 | | | 0.00 | 0.00 | 0.00 | 0.00 | 0.00 | 0.00 | 0.00 | 0.00 | 0.00 |
| Others | 0.00 | 0.00 | 0.00 | 0.00 | 0.00 | 0.00 | 0.00 | 0.00 | 0.00 | 0.00 | 0.00 | 0.00 | 0.00 | 0.00 | 0.00 | 0.00 | 0.00 | 0.00 | 0.00 | 0.00 | 0.00 | 0.00 | 0.00 | 0.00 | 0.00 | 0.00 | 0.00 | 0.00 |
| TEF | | | | | 0.00 | 0.00 | | | | 0.00 | | | | | 0.00 | 0.00 | 0.00 | | | 0.00 | 0.00 | 0.00 | 0.00 | 0.00 | 0.00 | 0.00 | 0.00 | 0.00 |
| BTr Doc Stamp Tax | | | | | 0.00 | 0.00 | | | | 0.00 | | | | | 0.00 | 0.00 | 0.00 | | | 0.00 | 0.00 | 0.00 | 0.00 | 0.00 | 0.00 | 0.00 | 0.00 | 0.00 |
| and other similar items (please specify...) | | | | | 0.00 | 0.00 | | | | 0.00 | | | | | 0.00 | 0.00 | 0.00 | | | 0.00 | 0.00 | 0.00 | 0.00 | 0.00 | 0.00 | 0.00 | 0.00 | 0.00 |
| and other similar items (please specify...) | | | | | 0.00 | 0.00 | | | | 0.00 | | | | | 0.00 | 0.00 | 0.00 | | | 0.00 | 0.00 | 0.00 | 0.00 | 0.00 | 0.00 | 0.00 | 0.00 | 0.00 |
| and other similar items (please specify...) | | | | | 0.00 | 0.00 | | | | 0.00 | | | | | 0.00 | 0.00 | 0.00 | | | 0.00 | 0.00 | 0.00 | 0.00 | 0.00 | 0.00 | 0.00 | 0.00 | 0.00 |
| TOTAL NON-CASH DISBURSEMENTS | 0.00 | 0.00 | 0.00 | 0.00 | 0.00 | 0.00 | 0.00 | 0.00 | 0.00 | 0.00 | 0.00 | 0.00 | 0.00 | 0.00 | 0.00 | 0.00 | 0.00 | 0.00 | 0.00 | 0.00 | 0.00 | 0.00 | 0.00 | 0.00 | 0.00 | 0.00 | 0.00 | 0.00 |
| GRAND TOTAL | 0.00 | 0.00 | 0.00 | 0.00 | 0.00 | 0.00 | 0.00 | 0.00 | 0.00 | 0.00 | 0.00 | 0.00 | 0.00 | 0.00 | 0.00 | 0.00 | 0.00 | 0.00 | 0.00 | 0.00 | 0.00 | 0.00 | 0.00 | 0.00 | 0.00 | 0.00 | 0.00 | 0.00 |

SUMMARY:

| | Carry Over Balance | | | As at Date | | |
|--|--------------------|-----------------|------------|------------|------|--|
| | from Previous Year | Previous Report | This Month | | | |
| Total Disbursement Authorities Received | | | | | | |
| NCA | | 0.00 | | | 0.00 | |
| NCA | 0.00 | 0.00 | 0.00 | | 0.00 | |
| Add: Notice of Transfer of Allocations (NTA) Received | | 0.00 | | | 0.00 | |
| Less: Notice of Transfer of Allocations (NTA) Issued | | 0.00 | | | 0.00 | |
| Working Fund | 0.00 | 0.00 | 0.00 | | 0.00 | |
| Released by DBM | | 0.00 | | | 0.00 | |
| Add: LP GP Received from CO-PSO (with ASA) | | 0.00 | | | 0.00 | |
| Less: LP GP Issued by CO-PSO (with ASA) | | 0.00 | | | 0.00 | |
| Add: LP GP Received from CO-PSO (without ASA) | | 0.00 | | | 0.00 | |
| Less: LP GP Issued by CO-PSO (without ASA) | | 0.00 | | | 0.00 | |
| TRA | | 0.00 | 0.00 | | 0.00 | |
| CDC | | 0.00 | | | 0.00 | |
| NCAA | | 0.00 | | | 0.00 | |
| Total Disbursement Authorities Available | 0.00 | 0.00 | 0.00 | | 0.00 | |
| Less: | | | | | | |
| Lapsed NCA | | 0.00 | | | 0.00 | |
| Disbursements** | | 0.00 | 0.00 | | 0.00 | |
| Less: Other Non-Cash Disbursements | 0.00 | 0.00 | 0.00 | | 0.00 | |
| Disbursements effected through outright deductions from claims | 0.00 | 0.00 | 0.00 | | 0.00 | |
| Overpayment of expenses (e.g. personal benefits) | | 0.00 | | | 0.00 | |
| Restitution for loss of government property | | 0.00 | | | 0.00 | |
| Liquidated Damages | | 0.00 | | | 0.00 | |
| Disallowance | | 0.00 | | | 0.00 | |
| and other similar items (please specify...) | | 0.00 | | | 0.00 | |
| and other similar items (please specify...) | | 0.00 | | | 0.00 | |
| and other similar items (please specify...) | | 0.00 | | | 0.00 | |
| Add/Less: Adjustments | 0.00 | 0.00 | 0.00 | | 0.00 | |
| Adjustments on MDS Accounts | 0.00 | 0.00 | 0.00 | | 0.00 | |
| Less: Adjustments (e.g. cancelled/stale checks) | 0.00 | 0.00 | 0.00 | | 0.00 | |
| Replacement of Cancelled Checks/LDDAP-ADA | | 0.00 | | | 0.00 | |
| please specify... | | 0.00 | | | 0.00 | |
| please specify... | | 0.00 | | | 0.00 | |
| Add: Adjustments (e.g. cancelled check/staled checks) | 0.00 | 0.00 | 0.00 | | 0.00 | |
| Cancelled Checks/LDDAP-ADA | | 0.00 | | | 0.00 | |
| Staled Checks | | 0.00 | | | 0.00 | |
| please specify... | | 0.00 | | | 0.00 | |
| Adjustments on Current Accounts | 0.00 | 0.00 | 0.00 | | 0.00 | |
| Less: Adjustments (e.g. cancelled/stale checks) | 0.00 | 0.00 | 0.00 | | 0.00 | |
| Replacement of Cancelled Checks | | 0.00 | | | 0.00 | |
| please specify... | | 0.00 | | | 0.00 | |
| please specify... | | 0.00 | | | 0.00 | |
| Add: Adjustments (e.g. cancelled check/staled checks) | 0.00 | 0.00 | 0.00 | | 0.00 | |
| Cancelled Checks | | 0.00 | | | 0.00 | |
| Staled Checks | | 0.00 | | | 0.00 | |
| please specify... | | 0.00 | | | 0.00 | |
| Balance of Disbursement Authorities as at date | 0.00 | 0.00 | 0.00 | | 0.00 | |

Prepared by: 
 GILLIAN ROSE L. SALUIB
 OIC - Chief Accountant
 Date: _____

Approved by: 
 EMGR. REMELYN R. BECOTER, MNSA, CESO III
 Director IV
 Date: _____


MONTHLY REPORT OF DISBURSEMENTS
FOR THE MONTH OF MARCH 2024


Department : Department of Agriculture
 Agency : Office of the Secretary
 Operating Unit : Agricultural Training Institute
 Organization Code (UACS) : 050010200001
 Fund Cluster : 07 - Coconut Farmers Industry Trust Fund

| PARTICULARS | Current Year Budget (Current Appropriations) | | | | | Prior Year's Budget | | | | | TOTAL | SUB-TOTAL | TRUST LIABILITIES | | | | Grand Total | | | | Remarks | | | | | | | |
|--|--|------|-------|------|-------------|-------------------------------------|------|-------|------|---------------|-------|-----------|--|------|------------------|------------|-------------|------|------|------|---------------|-------|------|------|-------|------------------|-------|----|
| | PS | MOOE | FINEX | CO | TOTAL | Prior Year's Accounts Payable (PYO) | | | | | | | Current Year's Accounts Payable (Continuing Appro) | | | | | PS | MOOE | CO | | TOTAL | PS | MOOE | FINEX | CO | TOTAL | |
| | | | | | | PS | MOOE | FINEX | CO | SUB-TOTAL | | | PS | MOOE | FINEX | CO | SUB-TOTAL | | | | | | | | | | | PS |
| 1 | 2 | 3 | 4 | 5 | 6=(2+3+4+5) | 7 | 8 | 9 | 10 | 11=(7+8+9+10) | 12 | 13 | 14 | 15 | 16=(12+13+14+15) | 17=(11+16) | 18=(6+17) | 19 | 20 | 21 | 22=(19+20+21) | 23 | 24 | 25 | 26 | 27=(23+24+25+26) | 28 | |
| CASH DISBURSEMENTS | | | | | | | | | | | | | | | | | | | | | | | | | | | | |
| MDS Disbursements | 0.00 | 0.00 | 0.00 | 0.00 | 0.00 | 0.00 | 0.00 | 0.00 | 0.00 | 0.00 | 0.00 | 0.00 | 0.00 | 0.00 | 0.00 | 0.00 | 0.00 | 0.00 | 0.00 | 0.00 | 0.00 | 0.00 | 0.00 | 0.00 | 0.00 | 0.00 | 0.00 | |
| Notice of Cash Allocation (NCA) | 0.00 | 0.00 | 0.00 | 0.00 | 0.00 | 0.00 | 0.00 | 0.00 | 0.00 | 0.00 | 0.00 | 0.00 | 0.00 | 0.00 | 0.00 | 0.00 | 0.00 | 0.00 | 0.00 | 0.00 | 0.00 | 0.00 | 0.00 | 0.00 | 0.00 | 0.00 | 0.00 | |
| MDS Check Issued | | | | | | | | | | | | | | | | | | | | | | | | | | | | |
| Advise to Debit Account | | | | | | | | | | | | | | | | | | | | | | | | | | | | |
| Notice of Transfer Allocation (NTA) | 0.00 | 0.00 | 0.00 | 0.00 | 0.00 | 0.00 | 0.00 | 0.00 | 0.00 | 0.00 | 0.00 | 0.00 | 0.00 | 0.00 | 0.00 | 0.00 | 0.00 | 0.00 | 0.00 | 0.00 | 0.00 | 0.00 | 0.00 | 0.00 | 0.00 | 0.00 | 0.00 | |
| MDS Check Issued | | | | | | | | | | | | | | | | | | | | | | | | | | | | |
| Advise to Debit Account | | | | | | | | | | | | | | | | | | | | | | | | | | | | |
| Working Fund for FAPs | | | | | | | | | | | | | | | | | | | | | | | | | | | | |
| Cash Disbursement Ceiling (CDC) | | | | | | | | | | | | | | | | | | | | | | | | | | | | |
| TOTAL CASH DISBURSEMENTS | 0.00 | 0.00 | 0.00 | 0.00 | 0.00 | 0.00 | 0.00 | 0.00 | 0.00 | 0.00 | 0.00 | 0.00 | 0.00 | 0.00 | 0.00 | 0.00 | 0.00 | 0.00 | 0.00 | 0.00 | 0.00 | 0.00 | 0.00 | 0.00 | 0.00 | 0.00 | 0.00 | |
| NON-CASH DISBURSEMENTS | | | | | | | | | | | | | | | | | | | | | | | | | | | | |
| Tax Remittance Advice (TRA) | | | | | 0.00 | | | | | 0.00 | | | | | 0.00 | | | | | 0.00 | | | | | | | 0.00 | |
| Non-Cash Availment Authority (NCAA) | | | | | 0.00 | | | | | 0.00 | | | | | 0.00 | | | | | 0.00 | | | | | | | 0.00 | |
| Disbursements effected through outright deductions from claims | 0.00 | 0.00 | 0.00 | 0.00 | 0.00 | 0.00 | 0.00 | 0.00 | 0.00 | 0.00 | 0.00 | 0.00 | 0.00 | 0.00 | 0.00 | 0.00 | 0.00 | 0.00 | 0.00 | 0.00 | 0.00 | 0.00 | 0.00 | 0.00 | 0.00 | 0.00 | 0.00 | |
| Overpayment of expenses (e.g. personal benefits) | | | | | 0.00 | | | | | 0.00 | | | | | 0.00 | | | | 0.00 | | | | | | | | 0.00 | |
| Restitution for loss of government property | | | | | 0.00 | | | | | 0.00 | | | | | 0.00 | | | | 0.00 | | | | | | | | 0.00 | |
| Liquidated Damages | | | | | 0.00 | | | | | 0.00 | | | | | 0.00 | | | | 0.00 | | | | | | | | 0.00 | |
| Disallowance | | | | | 0.00 | | | | | 0.00 | | | | | 0.00 | | | | 0.00 | | | | | | | | 0.00 | |
| and other similar items (please specify...) | | | | | 0.00 | | | | | 0.00 | | | | | 0.00 | | | | 0.00 | | | | | | | | 0.00 | |
| and other similar items (please specify...) | | | | | 0.00 | | | | | 0.00 | | | | | 0.00 | | | | 0.00 | | | | | | | | 0.00 | |
| and other similar items (please specify...) | | | | | 0.00 | | | | | 0.00 | | | | | 0.00 | | | | 0.00 | | | | | | | | 0.00 | |
| Others | 0.00 | 0.00 | 0.00 | 0.00 | 0.00 | 0.00 | 0.00 | 0.00 | 0.00 | 0.00 | 0.00 | 0.00 | 0.00 | 0.00 | 0.00 | 0.00 | 0.00 | 0.00 | 0.00 | 0.00 | 0.00 | 0.00 | 0.00 | 0.00 | 0.00 | 0.00 | 0.00 | |
| TEF | | | | | 0.00 | | | | | 0.00 | | | | | 0.00 | | | | 0.00 | | | | | | | | 0.00 | |
| BTr Doc Stamp Tax | | | | | 0.00 | | | | | 0.00 | | | | | 0.00 | | | | 0.00 | | | | | | | | 0.00 | |
| and other similar items (please specify...) | | | | | 0.00 | | | | | 0.00 | | | | | 0.00 | | | | 0.00 | | | | | | | | 0.00 | |
| and other similar items (please specify...) | | | | | 0.00 | | | | | 0.00 | | | | | 0.00 | | | | 0.00 | | | | | | | | 0.00 | |
| and other similar items (please specify...) | | | | | 0.00 | | | | | 0.00 | | | | | 0.00 | | | | 0.00 | | | | | | | | 0.00 | |
| TOTAL NON-CASH DISBURSEMENTS | 0.00 | 0.00 | 0.00 | 0.00 | 0.00 | 0.00 | 0.00 | 0.00 | 0.00 | 0.00 | 0.00 | 0.00 | 0.00 | 0.00 | 0.00 | 0.00 | 0.00 | 0.00 | 0.00 | 0.00 | 0.00 | 0.00 | 0.00 | 0.00 | 0.00 | 0.00 | 0.00 | |
| GRAND TOTAL | 0.00 | 0.00 | 0.00 | 0.00 | 0.00 | 0.00 | 0.00 | 0.00 | 0.00 | 0.00 | 0.00 | 0.00 | 0.00 | 0.00 | 0.00 | 0.00 | 0.00 | 0.00 | 0.00 | 0.00 | 0.00 | 0.00 | 0.00 | 0.00 | 0.00 | 0.00 | 0.00 | |

SUMMARY:

| | Carry Over Balance from Previous Year | Previous Report | This Month | As at Date |
|--|--|-----------------|------------|------------|
| Total Disbursement Authorities Received | | | | |
| NCA | | 0.00 | 0.00 | 0.00 |
| NTA | 0.00 | 0.00 | 0.00 | 0.00 |
| Add: Notice of Transfer of Allocations (NTA) Received | | | 0.00 | 0.00 |
| Less: Notice of Transfer of Allocations (NTA) Issued | | | 0.00 | 0.00 |
| Working Fund | 0.00 | 0.00 | 0.00 | 0.00 |
| Released by DBM | | | 0.00 | 0.00 |
| Add: LP/GP Received from CO-PSO (with ASA) | | | 0.00 | 0.00 |
| Less: LP/GP Issued by CO-PSO (with ASA) | | | 0.00 | 0.00 |
| Add: LP/GP Received from CO-PSO (without ASA) | | | 0.00 | 0.00 |
| Less: LP/GP Issued by CO-PSO (without ASA) | | | 0.00 | 0.00 |
| TRA | | 0.00 | 0.00 | 0.00 |
| CDC | | 0.00 | 0.00 | 0.00 |
| NCAA | | 0.00 | 0.00 | 0.00 |
| Total Disbursement Authorities Available | 0.00 | 0.00 | 0.00 | 0.00 |
| Less: | | | | |
| Lapsed NCA | | 0.00 | 0.00 | 0.00 |
| Disbursements** | | 0.00 | 0.00 | 0.00 |
| Less: Other Non-Cash Disbursements | 0.00 | 0.00 | 0.00 | 0.00 |
| Disbursements effected through outright deductions from claims | 0.00 | 0.00 | 0.00 | 0.00 |
| Overpayment of expenses (e.g. personal benefits) | | 0.00 | 0.00 | 0.00 |
| Restitution for loss of government property | | 0.00 | 0.00 | 0.00 |
| Liquidated Damages | | 0.00 | 0.00 | 0.00 |
| Disallowance | | 0.00 | 0.00 | 0.00 |
| and other similar items (please specify...) | | 0.00 | 0.00 | 0.00 |
| and other similar items (please specify...) | | 0.00 | 0.00 | 0.00 |
| and other similar items (please specify...) | | 0.00 | 0.00 | 0.00 |
| Add/Less: Adjustments | 0.00 | 0.00 | 0.00 | 0.00 |
| Adjustments on MDS Accounts | 0.00 | 0.00 | 0.00 | 0.00 |
| Less: Adjustments (e.g. cancelled/stale checks) | 0.00 | 0.00 | 0.00 | 0.00 |
| Replacement of Cancelled Checks/LDDAP-ADA | | 0.00 | 0.00 | 0.00 |
| please specify... | | 0.00 | 0.00 | 0.00 |
| please specify... | | 0.00 | 0.00 | 0.00 |
| Add: Adjustments (e.g. cancelled check/staled checks) | 0.00 | 0.00 | 0.00 | 0.00 |
| Cancelled Checks LDDAP-ADA | | 0.00 | 0.00 | 0.00 |
| Staled Checks | | 0.00 | 0.00 | 0.00 |
| please specify... | | 0.00 | 0.00 | 0.00 |
| Adjustments on Current Accounts | 0.00 | 0.00 | 0.00 | 0.00 |
| Less: Adjustments (e.g. cancelled/stale checks) | 0.00 | 0.00 | 0.00 | 0.00 |
| Replacement of Cancelled Checks | | 0.00 | 0.00 | 0.00 |
| please specify... | | 0.00 | 0.00 | 0.00 |
| please specify... | | 0.00 | 0.00 | 0.00 |
| Add: Adjustments (e.g. cancelled check/staled checks) | 0.00 | 0.00 | 0.00 | 0.00 |
| Cancelled Checks | | 0.00 | 0.00 | 0.00 |
| Staled Checks | | 0.00 | 0.00 | 0.00 |
| please specify... | | 0.00 | 0.00 | 0.00 |
| Balance of Disbursement Authorities as at date | 0.00 | 0.00 | 0.00 | 0.00 |

Prepared by:

 GILLIAN ROSE L. SALUIB
 OIC - Chief Accountant
 Date:

Approved by:

 GENR. REMILYN R. RECOTER, MNSA, CESO III
 Director IV
 Date:

QUARTERLY REPORT OF REVENUE AND OTHER RECEIPTS
As at the Quarter Ending March 31, 2024

Department : DEPARTMENT OF AGRICULTURE
 Agency : OFFICE OF THE SECRETARY
 Operating Unit : AGRICULTURAL TRAINING INSTITUTE (ATI)
 Organization Code (UACS) : 0500102000001
 Funding Source Code (as clustered) : FUND CLUSTER 01 - REGULAR AGENCY FUND

| CLASSIFICATION / SOURCES OF REVENUE AND OTHER RECEIPTS | UACS Code | REVENUE TARGET (Annual) | ACTUAL REVENUE AND OTHER RECEIPTS COLLECTIONS | | | | | CUMULATIVE REMITTANCE / DEPOSITS TO DATE | | | VARIANCE | | REMARKS |
|--|-------------|-------------------------|---|-------------|-------------|-------------|---------------------|--|---------------------|---------------------|-------------------|-----------|--------------------------------|
| | | | 1st Quarter | 2nd Quarter | 3rd Quarter | 4th Quarter | TOTAL | Remittance to BTr | Deposited with AGDB | TOTAL | AMOUNT | % | |
| 1 | 2 | 3 | 4 | 5 | 6 | 7 | 8=(4+5+6+7) | 9 | 10 | 11=(9+10) | 12=(8-3) | 13=(12/3) | 14 |
| A. Regular Agency Fund (Fund Cluster Code 01) | | | | | | | | | | | | | |
| A.1. Revenue Collections | | | | | | | | | | | | | |
| A.1.1 Cash Revenue | | | | | | | | | | | | | |
| Tax | | | | | | | | | | | | | |
| Documentary Stamp Tax | 40104010 00 | | | | | | - | | | - | - | | |
| Non-Tax | | | | | | | | | | | | | |
| Business Income | | | | | | | | | | | | | |
| Rent/Lease Income | 40202050 00 | 497,369.56 | 110,532.15 | | | | 110,532.15 | 110,532.15 | | 110,532.15 | (386,837.41) | -78% | |
| Income from Hostels/Dormitories and Other Like Facilities | 40202130 00 | | 19,600.00 | | | | 19,600.00 | | 19,600.00 | 19,600.00 | 19,600.00 | | |
| A.1.2 Non-Cash Revenue | | | | | | | | | | | | | |
| Tax | | | | | | | | | | | | | |
| Non-Tax | | | | | | | | | | | | | |
| Collections effected through outright deductions from claims | | | | | | | | | | | | | |
| Miscellaneous Income (e.g. Liquidated Damages) | 40609990 00 | | 3.82 | | | | 3.82 | 3.82 | | 3.82 | 3.82 | | |
| A.2. Non-Revenue Collections/Other Receipts | | | | | | | | | | | | | |
| A.2.1 Cash Receipts | | | | | | | | | | | | | |
| Others | | | | | | | | | | | | | |
| Refund of Cash Advances | 19901000 00 | | | | | | - | | | - | - | | |
| Advances for Operating Expenses | 19901010 00 | | | | | | - | | | - | - | | |
| Advances for Payroll | 19901020 00 | | 858.36 | | | | 858.36 | 858.36 | | 858.36 | 858.36 | | |
| Advances to Disbursing Officer | 19901030 00 | | 3,841.89 | | | | 3,841.89 | 3,841.89 | | 3,841.89 | 3,841.89 | | |
| Advances to Officers and Employees | 19901040 00 | | 2,182.00 | | | | 2,182.00 | 2,098.00 | | 2,098.00 | 2,182.00 | | Php 84.00 - Still Cash on hand |
| Petty Cash | 10101020 00 | | | | | | - | | | - | - | | |
| Refund of Overpayment | 50000000 00 | | | | | | - | | | - | - | | |
| Representation Allowance (RA) | 50102020 00 | | 10,000.00 | | | | 10,000.00 | 10,000.00 | | 10,000.00 | 10,000.00 | | |
| Scholar/Grant Expenses | 50202020 00 | | 20,303.00 | | | | 20,303.00 | 20,303.00 | | 20,303.00 | 20,303.00 | | |
| Other Subscription Expenses | 50299070 99 | | | | | | - | | | - | - | | |
| Donations | 50299080 00 | | 1,000.00 | | | | 1,000.00 | 1,000.00 | | 1,000.00 | 1,000.00 | | |
| Other Maintenance and Operating Expenses | 50299990 02 | | 3,000.00 | | | | 3,000.00 | 3,000.00 | | 3,000.00 | 3,000.00 | | |
| Due from LGUs | 10303030 00 | | 3,118.75 | | | | 3,118.75 | 3,118.75 | | 3,118.75 | 3,118.75 | | |
| Disallowances | 10399010 00 | | 1,003,492.46 | | | | 1,003,492.46 | 1,003,492.46 | | 1,003,492.46 | 1,003,492.46 | | |
| A.2.2 Non-Cash Receipts | | | | | | | | | | | | | |
| Collections effected through outright deductions from claims | | | | | | | | | | | | | |
| Other General Services | 50212990 00 | | 4,102.67 | | | | 4,102.67 | 4,102.67 | | 4,102.67 | 4,102.67 | | |
| Due from NGOs/POs | 10399030 00 | | | | | | - | | | - | - | | |
| Other Receivables | 10399990 00 | | | | | | - | | | - | - | | |
| Bank Charge | | | | | | | | | | | | | |
| TOTAL | | 497,369.56 | 1,182,035.10 | - | - | - | 1,182,035.10 | 1,162,351.10 | 19,600.00 | 1,181,951.10 | 684,665.54 | | |

Certified Correct :

GILLIAN ROSE L. SALUIB
OIC, Head, Accounting Unit


Approved By :


ENGR. REMELYN R. RECOTER, MNSA, CESO III
Director IV

QUARTERLY REPORT OF REVENUE AND OTHER RECEIPTS
As at the Quarter Ending March 31, 2024

Department : DEPARTMENT OF AGRICULTURE
 Agency : OFFICE OF THE SECRETARY
 Operating Unit : AGRICULTURAL TRAINING INSTITUTE (ATI)
 Organization Code (UACS) : 0500102000001
 Funding Source Code (as clustered) : FUND CLUSTER 03 - LOCALLY FUNDED/DOMESTIC GRANT FUND

| CLASSIFICATION / SOURCES OF REVENUE AND OTHER RECEIPTS | UACS Code | REVENUE TARGET (Annual) | ACTUAL REVENUE AND OTHER RECEIPTS COLLECTIONS | | | | | CUMULATIVE REMITTANCE / DEPOSITS TO DATE | | | VARIANCE | | REMARKS |
|--|-------------|-------------------------|---|-------------|-------------|-------------|-------------------|--|---------------------|-------------------|-------------------|-----------|---------|
| | | | 1st Quarter | 2nd Quarter | 3rd Quarter | 4th Quarter | TOTAL | Remittance to BTr | Deposited with AGDB | TOTAL | AMOUNT | % | |
| 1 | 2 | 3 | 4 | 5 | 6 | 7 | 8=(4+5+6+7) | 9 | 10 | 11=(9+10) | 12=(8-3) | 13=(12/3) | 14 |
| C. Locally Funded/Domestic Grant Fund (Fund Cluster Code 03) | | | | | | | | | | | | | |
| C.1. Revenue Collections | | | | | | | | | | | | | |
| C.1.1 Cash Revenue | | | | | | | | | | | | | |
| Non-Tax | | | | | | | | | | | | | |
| C.1.2 Non-Cash Revenue | | | | | | | | | | | | | |
| Tax | | | | | | | | | | | | | |
| Non-Tax | | | | | | | | | | | | | |
| Collections effected through outright deductions from claims | | | | | | | | | | | | | |
| Miscellaneous Income (e.g. Liquidated Damages) | 40609990 00 | | | | | | - | | | - | - | | |
| C.2. Non-Revenue Collections/Other Receipts | | | | | | | | | | | | | |
| C.2.1 Cash Receipts | | | | | | | | | | | | | |
| Others | | | | | | | | | | | | | |
| Advances to Disbursing Officer | 19901030 00 | | 214,523.40 | | | | 214,523.40 | 214,523.40 | | 214,523.40 | 214,523.40 | | |
| Donations | 50299080 00 | | 150,000.00 | | | | 150,000.00 | 150,000.00 | | 150,000.00 | 150,000.00 | | |
| C.2.2 Non-Cash Receipts | | | | | | | | | | | | | |
| Collections effected through outright deductions from claims | | | | | | | | | | | | | |
| Other (e.g. AWOP) | | | | | | | - | | | - | - | | |
| Due from Officers and Employees | 10399020 00 | | | | | | - | | | - | - | | |
| Due from NGOs/POs | 10399030 00 | | | | | | - | | | - | - | | |
| Other Receivables | 10399990 00 | | | | | | - | | | - | - | | |
| Bank Charge | | | | | | | - | | | - | - | | |
| TOTAL | | | 364,523.40 | | | | 364,523.40 | 364,523.40 | | 364,523.40 | 364,523.40 | | |

Certified Correct :

GILLIAN ROSE L. SALUIB
 OIC, Head, Accounting Unit

Approved By :

ENGR. REMELYN R. RECOTER, MNSA, CESO III
 Director IV

QUARTERLY REPORT OF REVENUE AND OTHER RECEIPTS
As at the Quarter Ending March 31, 2024

Department : DEPARTMENT OF AGRICULTURE
 Agency : OFFICE OF THE SECRETARY
 Operating Unit : AGRICULTURAL TRAINING INSTITUTE (ATI)
 Organization Code (UACS) : 0500102000001
 Funding Source Code (as clustered) : FUND CLUSTER 06 - BUSINESS RELATED/REVOLVING FUND

| CLASSIFICATION / SOURCES OF REVENUE AND OTHER RECEIPTS | UACS Code | REVENUE TARGET (Annual) | ACTUAL REVENUE AND OTHER RECEIPTS COLLECTIONS | | | | | CUMULATIVE REMITTANCE / DEPOSITS TO DATE | | | VARIANCE | | REMARKS |
|---|-------------|-------------------------|---|-------------|-------------|-------------|---------------------|--|---------------------|---------------------|------------------------|-----------|--------------------------|
| | | | 1st Quarter | 2nd Quarter | 3rd Quarter | 4th Quarter | TOTAL | Remittance to BTr | Deposited with AGDB | TOTAL | AMOUNT | % | |
| 1 | 2 | 3 | 4 | 5 | 6 | 7 | 8=(4+5+6+7) | 9 | 10 | 11=(9+10) | 12=(8-3) | 13=(12/3) | 14 |
| F. Business Related/Revolving Fund (Fund Cluster Code 06) | | | | | | | | | | | | | |
| F.1. Revenue Collections | | | | | | | | | | | | | |
| F.1.1 Cash Revenue | | | | | | | | | | | | | |
| Non-Tax | | | | | | | | | | | | | |
| Business Income | | | | | | | | | | | | | |
| Seminar/Training Fees | 40202040 00 | 3,045,652.40 | 184,000.00 | | | | 184,000.00 | | 184,000.00 | 184,000.00 | (2,861,652.40) | -94% | |
| Rent/Lease Income | 40202050 00 | 6,804,275.64 | 1,071,880.00 | | | | 1,071,880.00 | | 1,071,880.00 | 1,071,880.00 | (5,732,395.64) | -84% | |
| Income from Hostels/Dormitories and Other Like Facilities | 40202130 00 | 32,268,446.59 | 4,246,929.07 | | | | 4,246,929.07 | | 4,246,929.07 | 4,246,929.07 | (28,021,517.52) | -87% | |
| Slaughterhouse Operation | 40202140 00 | | | | | | - | | - | - | - | - | |
| Income from Printing and Publication | 40202150 00 | | 44,000.00 | | | | 44,000.00 | | 42,000.00 | 42,000.00 | 44,000.00 | | 2,000 Still cash on hand |
| Interest Income | | | | | | | | | | | | | |
| Interest on NG Deposits | 40202200 01 | | 17.16 | | | | 17.16 | | 17.16 | 17.16 | 17.16 | 17.16 | |
| Other Business Income | 40202990 99 | 1,029,989.08 | 19,133.00 | | | | 19,133.00 | | 19,133.00 | 19,133.00 | (1,010,856.08) | -98% | |
| Gains | | | | | | | | | | | | | |
| Gain on Sale of Biological Assets | 40501060 00 | 3,718,464.09 | 3,443,455.10 | | | | 3,443,455.10 | | 3,443,455.10 | 3,443,455.10 | (275,008.99) | | |
| Gain from Changes in Fair Value Less Cost to Sell of Biological Assets Due to Physical Change | 40501070 00 | | | | | | - | | - | - | - | - | |
| Gain from Changes in Fair Value Less Cost to Sell of Biological Assets Due to Price Change | 40501080 00 | | | | | | - | | - | - | - | - | |
| Gain on Sale of Agricultural Produce | 40501090 00 | | 267,088.75 | | | | 267,088.75 | | 267,088.75 | 267,088.75 | 267,088.75 | | |
| Miscellaneous Income (e.g. Liquidated Damages) | 40609990 00 | | 1,441.93 | | | | 1,441.93 | 1,441.93 | | 1,441.93 | 1,441.93 | | |
| F.2. Non-Revenue Collections/Other Receipts | | | | | | | | | | | | | |
| F.2.1 Cash Receipts | | | | | | | | | | | | | |
| Others | | | | | | | | | | | | | |
| F.2.2 Non-Cash Receipts | | | | | | | | | | | | | |
| Collections effected through outright deductions from claims | | | | | | | | | | | | | |
| Due from Officers and Employees | 10399020 00 | | 0.03 | | | | 0.03 | | 0.03 | 0.03 | 0.03 | | |
| Due from NGOs/POs | 10399030 00 | | | | | | - | | - | - | - | | |
| Other Receivables | 10399990 00 | | | | | | - | | - | - | - | | |
| TOTAL | | 46,866,827.80 | 9,277,945.04 | | | | 9,277,945.04 | 1,441.93 | 9,274,503.11 | 9,275,945.04 | (37,588,882.76) | | |

Certified Correct

GILLIAN ROSE L. SALUIB
OIC, Head, Accounting Unit

Approved By :


ENGR. REMELYN R. RECOTER, MNSA, CESO III
Director IV

QUARTERLY REPORT OF REVENUE AND OTHER RECEIPTS
As at the Quarter Ending March 31, 2024

Department : DEPARTMENT OF AGRICULTURE
 Agency/Entity : OFFICE OF THE SECRETARY
 Operating Unit : AGRICULTURAL TRAINING INSTITUTE (ATI)
 Organization Code (UACS) : 0500100000001
 Fund Cluster : 07 - TRUST RECEIPTS

| CLASSIFICATION / SOURCES OF REVENUE AND OTHER RECEIPTS | UACS Code | REVENUE TARGET (Annual) | ACTUAL REVENUE AND OTHER RECEIPTS COLLECTIONS | | | | | CUMULATIVE REMITTANCE / DEPOSITS TO DATE | | | VARIANCE | | REMARKS |
|---|------------|-------------------------|---|-------------|-------------|-------------|------------------|--|---------------------|------------------|---------------------|-----------|---------|
| | | | 1st Quarter | 2nd Quarter | 3rd Quarter | 4th Quarter | TOTAL | Remittance to BTr | Deposited with AGDB | TOTAL | AMOUNT | % | |
| 1 | 2 | 3 | 4 | 5 | 6 | 7 | 8=(4+5+6+7) | 9 | 10 | 11=(9+10) | 12=(8-3) | 13=(12/3) | 14 |
| G. Trust Receipts (Fund Cluster Code 07) | | | | | | | | | | | | | |
| G.1. Inter-Agency Transferred Funds (IATF) Deposited with the National Treasury | | | | | | | | | | | | | |
| Due to NGAs | 2020105000 | | | | | | - | | | - | - | | |
| Due to GOCCs | 2020106000 | | | | | | | | | | | | |
| Due to LGUs | 2020107000 | | 4,557.00 | | | | 4,557.00 | 4,557.00 | | 4,557.00 | | | |
| G.2. Other Trust Receipts Deposited with the National Treasury | | | | | | | | | | | | | |
| Retention Fees | 2040104000 | | | | | | | | | | | | |
| Performance Bond | 2040104000 | | | | | | - | | | - | - | | |
| Bail Bonds | | | | | | | - | | | - | | | |
| Others (Pls. specify) | | | | | | | - | | | - | | | |
| G.3. Other Trust Receipts Deposited with Authorized Government Depository Banks (AGDB) | | | | | | | | | | | | | |
| Proceeds from sale of bid documents | 2040101000 | 525,000.00 | 53,500.00 | | | | 53,500.00 | 41,000.00 | 12,500.00 | 53,500.00 | (471,500.00) | | |
| Donation for Disaster Risk Reduction and Management Program | | | | | | | | | | | | | |
| Other Trust Liabilities (Please specify) | 2040101000 | | 2,450.25 | | | | 2,450.25 | | 2,450.25 | 2,450.25 | 2,450.25 | | |
| TOTAL | | 525,000.00 | 60,507.25 | - | - | - | 60,507.25 | 45,557.00 | 14,950.25 | 60,507.25 | (469,049.75) | | |

Certified Correct :


 GILLIAN ROSE L. SALUIB
 OIC, Head, Accounting Unit

Approved By :


 ENGR. REMELYN R. RECOTER, MNSA, CESO III
 Director IV

STATEMENT OF APPROVED BUDGET, UTILIZATIONS, DISBURSEMENT AND BALANCES FOR TRUST RECEIPTS
As at the Quarter Ending March 31, 2024


FAR 6

Department : Department of Agriculture
 Agency/Entity : Office of the Secretary
 Operating Unit : Agricultural Training Institute (ATI)
 Organization Code : 05 001 01 00000
 Fund Cluster : 07 CFITF


| | |
|--|--|
| | Inter Agency Fund Transfer |
| | Grants and Donations (Less than 12 Months) |

| Source Agencies and Projects | UACS CODE | Approved Budget | | | Utilizations | | | | | Disbursements | | | | | Balances | | |
|---|-----------|-----------------------------------|--|---------------------------|----------------------|-------------|-------------|-------------|----------------------|---------------|-------------|-------------|-------------|-------------|-----------------------|--------------------|----------------------------|
| | | Approved Budgeted Revenue/Receipt | Adjustments (Additional, Reductions, Modifications/ Augmentations) | Adjusted Budgeted Revenue | 1st Quarter | 2nd Quarter | 3rd Quarter | 4th Quarter | Total | 1st Quarter | 2nd Quarter | 3rd Quarter | 4th Quarter | Total | Unutilized Budget | Unliquidated | |
| | | | | | | | | | | | | | | | | Due and Demandable | Not Yet Due and Demandable |
| Department of Budget and Management (DBM) | | 300,000,000.00 | 0.00 | 300,000,000.00 | 36,267,198.23 | 0.00 | 0.00 | 0.00 | 36,267,198.23 | 0.00 | 0.00 | 0.00 | 0.00 | 0.00 | 263,732,801.77 | | 36,267,198.23 |
| Office of the Secretary | | 300,000,000.00 | 0.00 | 300,000,000.00 | 36,267,198.23 | 0.00 | 0.00 | 0.00 | 36,267,198.23 | 0.00 | 0.00 | 0.00 | 0.00 | 0.00 | 263,732,801.77 | | 36,267,198.23 |
| Staff Bureaus | | 300,000,000.00 | 0.00 | 300,000,000.00 | 36,267,198.23 | 0.00 | 0.00 | 0.00 | 36,267,198.23 | 0.00 | 0.00 | 0.00 | 0.00 | 0.00 | 263,732,801.77 | | 36,267,198.23 |
| Coconut Farmers Industry Trust Fund | | 300,000,000.00 | 0.00 | 300,000,000.00 | 36,267,198.23 | 0.00 | 0.00 | 0.00 | 36,267,198.23 | 0.00 | 0.00 | 0.00 | 0.00 | 0.00 | 263,732,801.77 | | 36,267,198.23 |
| PS | | | | 0.00 | | | | | 0.00 | 0.00 | | | | 0.00 | 0.00 | | 0.00 |
| FINEX | | | | 0.00 | | | | | 0.00 | 0.00 | | | | 0.00 | 0.00 | | 0.00 |
| MOOE | 7308601 | 300,000,000.00 | | 300,000,000.00 | 36,267,198.23 | | | | 36,267,198.23 | | | | | 0.00 | 263,732,801.77 | | 36,267,198.23 |
| CO | | | | 0.00 | | | | | 0.00 | 0.00 | | | | 0.00 | 0.00 | | 0.00 |
| Grand Total | | 300,000,000.00 | 0.00 | 300,000,000.00 | 36,267,198.23 | 0.00 | 0.00 | 0.00 | 36,267,198.23 | 0.00 | 0.00 | 0.00 | 0.00 | 0.00 | 263,732,801.77 | | 36,267,198.23 |
| PS | | 0.00 | 0.00 | 0.00 | 0.00 | 0.00 | 0.00 | 0.00 | 0.00 | 0.00 | 0.00 | 0.00 | 0.00 | 0.00 | 0.00 | | 0.00 |
| MOOE | | 300,000,000.00 | 0.00 | 300,000,000.00 | 36,267,198.23 | 0.00 | 0.00 | 0.00 | 36,267,198.23 | 0.00 | 0.00 | 0.00 | 0.00 | 0.00 | 263,732,801.77 | | 36,267,198.23 |
| FINEX | | 0.00 | 0.00 | 0.00 | 0.00 | 0.00 | 0.00 | 0.00 | 0.00 | 0.00 | 0.00 | 0.00 | 0.00 | 0.00 | 0.00 | | 0.00 |
| CO | | 0.00 | 0.00 | 0.00 | 0.00 | 0.00 | 0.00 | 0.00 | 0.00 | 0.00 | 0.00 | 0.00 | 0.00 | 0.00 | 0.00 | | 0.00 |


Prepared by:


LEONILA D. CAIZ
 Budget Officer
 Date: 4/17/24

Prepared by:


GILLIAN ROSE L. SALUIB
 OIC, Accounting Office
 Date:

Approved by:


ENGR. REMELYN R. RECOTER, MNSA, CESO III
 Director IV
 Date: