



Republic of the Philippines
Department of Agriculture
AGRICULTURAL TRAINING INSTITUTE

ATI Building, Elliptical Road, Diliman, Quezon City, Metro Manila 1100
Tel. Nos. (63-2) 8929-8541 to 49 & 8928-7397 | Fax No. (63-2) 8920-9792
Email: director@ati.da.gov.ph
URL: http://www.ati.da.gov.ph | www.e-extension.gov.ph

Ref. No. 2024-07- 144B
July 17, 2024

MS. NORA C. OLIVEROS
Undersecretary for Finance
DEPARTMENT OF AGRICULTURE
Elliptical Road, Diliman, Quezon City

THRU: **MR. JOEY ANDREW T. ALBOS**
OIC-Chief, Budget Division

Madam:

Respectfully submitting the **Financial Accountability Reports**- Consolidated Reports of **Central Office and Regional Training Centers** for the quarter ending **June 30, 2024**, as follows:

1. FAR No. 1 & 1A: Statement of Appropriations, Allotments, Obligations, Disbursements and Balances for Current Year Appropriations, Continuing Appropriations, and Rice Competitiveness Enhancement Fund;
2. FAR No. 1-B: List of Allotments and Sub-Allotments for Current Year Appropriations, Continuing Appropriations, and Rice Competitiveness Enhancement Fund; and
3. FAR No. 2 & 2A: Statement of Approved Budget, Utilizations, Disbursements, and Balances for ATI Revolving Fund and Coconut Farmers Industry Trust Fund.

For your information and guidance.

Very truly yours,


REMELYN R. RECOTER, MNSA, CESO III
Director IV





Republic of the Philippines
Department of Agriculture
AGRICULTURAL TRAINING INSTITUTE

ATI Building, Elliptical Road, Diliman, Quezon City, Metro Manila 1100
Tel. Nos. (63-2) 8929-8541 to 49 & 8928-7397 | Fax No. (63-2) 8920-9792
Email: director@ati.da.gov.ph
URL: http://www.ati.da.gov.ph | www.e-extension.gov.ph

Ref. No. 2024-07- 1441
July 17, 2024

MR. ROY L. URSAL
Assistant Commissioner
Government Accounting Sector
COMMISSION ON AUDIT
Diliman, Quezon City

Government Accountancy Office
Office of the Director
RECEIVED
Office of the Director *VC CRP*
Date: 29 JUL 2024


Madam:

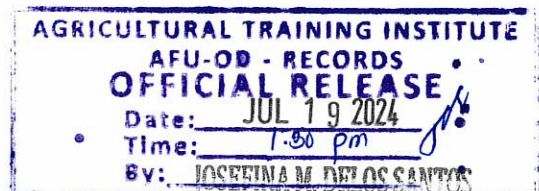
Respectfully submitting the **Financial Accountability Reports**- Consolidated Reports of **Central Office and Regional Training Centers** for the quarter ending **June 30, 2024**, as follows:

1. FAR No. 1 & 1A: Statement of Appropriations, Allotments, Obligations, Disbursements and Balances for Fund Cluster 01 Current Year Appropriations, Continuing Appropriations, and Rice Competitiveness Enhancement Fund;
2. FAR No. 1-B: List of Allotments and Sub-Allotments for Current Year Appropriations, Continuing Appropriations, and Rice Competitiveness Enhancement Fund;
3. FAR No. 1C: Summary of Statement of Obligations, Disbursements, Liquidations and Balances for Inter-Agency Fund Transfers under Fund Cluster 01, 03 & 07/Coconut Farmers Industry Trust Fund;
4. FAR No. 2 & 2A: Statement of Approved Budget, Utilizations, Disbursements, and Balances for ATI Revolving Fund and Coconut Farmers Industry Trust Fund;
5. FAR No. 4: Monthly Report of Disbursements for April, May, and June 2024 for Fund Cluster 01, 03 & 07/Coconut Farmers Industry Trust Fund;
6. FAR No. 5: Quarterly Report of Revenue and Other Receipts Fund Cluster 01, 03, 06, & 07; and
7. FAR No. 6: Statement of Approved Budget, Utilizations, Disbursements, and Balances for Trust Receipts under Fund Cluster 07/Coconut Farmers Industry Trust Fund.

For your information and guidance.

Very truly yours,


REMELYN R. RECOTER, MNSA, CESO III
Director IV ♀





Republic of the Philippines
Department of Agriculture
AGRICULTURAL TRAINING INSTITUTE

ATI Building, Elliptical Road, Diliman, Quezon City, Metro Manila 1100
Tel. Nos. (63-2) 8929-8541 to 49 & 8928-7397 | Fax No. (63-2) 8920-9792
Email: director@ati.da.gov.ph
URL: <http://www.ati.da.gov.ph> | www.e-extension.gov.ph

Ref. No. 2024-07- 1445
July 17, 2024

MR. SAMUEL C. BRUSELAS

State Auditor III

COMMISSION ON AUDIT

ATI Building, Elliptical Road,
Diliman, Quezon City



Sir:

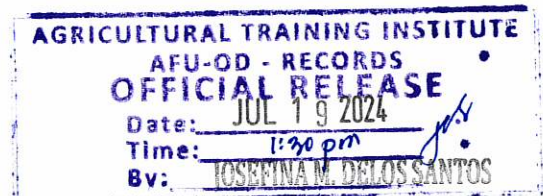
Respectfully submitting the **Financial Accountability Reports**- Consolidated Reports of **Central Office and Regional Training Centers** for the quarter ending **June 30, 2024**, as follows:

1. FAR No. 1 & 1A: Statement of Appropriations, Allotments, Obligations, Disbursements and Balances for Fund Cluster 01 Current Year Appropriations, Continuing Appropriations, and Rice Competitiveness Enhancement Fund;
2. FAR No. 1-B: List of Allotments and Sub-Allotments for Current Year Appropriations, Continuing Appropriations, and Rice Competitiveness Enhancement Fund;
3. FAR No. 1C: Summary of Statement of Obligations, Disbursements, Liquidations and Balances for Inter-Agency Fund Transfers under Fund Cluster 01, 03 & 07/Coconut Farmers Industry Trust Fund;
4. FAR No. 2 & 2A: Statement of Approved Budget, Utilizations, Disbursements, and Balances for ATI Revolving Fund and Coconut Farmers Industry Trust Fund;
5. FAR No. 4: Monthly Report of Disbursements for April, May, and June 2024 for Fund Cluster 01, 03 & 07/Coconut Farmers Industry Trust Fund;
6. FAR No. 5: Quarterly Report of Revenue and Other Receipts Fund Cluster 01, 03, 06, & 07; and
7. FAR No. 6: Statement of Approved Budget, Utilizations, Disbursements, and Balances for Trust Receipts under Fund Cluster 07/Coconut Farmers Industry Trust Fund.

For your information and guidance.

Very truly yours,


REMELYN R. RECOTER, MNSA, CESO III
Director IV





Ref. No. 2024-07- 1450
 July 19, 2024

MR. SAMUEL C. BRUSELAS
 State Auditor III
COMMISSION ON AUDIT
 ATI Building, Elliptical Road,
 Diliman, Quezon City



Sir:

Respectfully submitting the **Financial Accountability Reports** of ATI -Central Office for the quarter ending **June 30, 2024**, as follows:


1. FAR No. 1 & 1A: Statement of Appropriations, Allotments, Obligations, Disbursements and Balances for Fund Cluster 01 Current Year Appropriations, Continuing Appropriations, and Rice Competitiveness Enhancement Fund;
2. FAR No. 1-B: List of Allotments and Sub-Allotments for Current Year Appropriations, Continuing Appropriations, and Rice Competitiveness Enhancement Fund;
3. FAR No. 1C: Summary of Statement of Obligations, Disbursements, Liquidations and Balances for Inter-Agency Fund Transfers under Fund Cluster 01, 03 & 07/Coconut Farmers Industry Trust Fund;
4. FAR No. 2 & 2A: Statement of Approved Budget, Utilizations, Disbursements, and Balances for ATI Revolving Fund and Coconut Farmers Industry Trust Fund;
5. FAR No. 4: Monthly Report of Disbursements for April, May, and June 2024 for Fund Cluster 01, 03 & 07/Coconut Farmers Industry Trust Fund;
6. FAR No. 5: Quarterly Report of Revenue and Other Receipts Fund Cluster 01, 03, 06, & 07; and
7. FAR No. 6: Statement of Approved Budget, Utilizations, Disbursements, and Balances for Trust Receipts under Fund Cluster 07/Coconut Farmers Industry Trust Fund.

For your information and guidance.

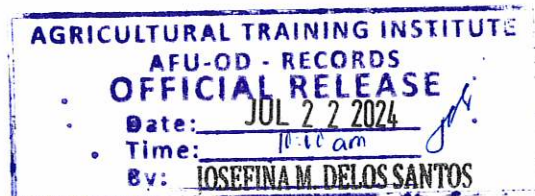
Very truly yours,

REMELYN B. RECOTER, MNSA, CESO III
 Director IV

Agricultural Training Institute
 Accounting Office



Time: 11:00
 By: _____



STATEMENT OF APPROPRIATIONS, ALLOTMENTS, OBLIGATIONS, DISBURSEMENTS AND BALANCES
As at the Quarter Ending June 30, 2024

Department : Department of Agriculture (DA)
Agency/Entity : Office of the Secretary
Operating Unit : Agricultural Training Institute
Organization Code (UACS) : 05 001 0200001
Fund Cluster : 01 - Regular Agency Fund

Current Year Appropriations
 Supplemental Appropriations
 Continuing Appropriations

Particulars	UACS CODE	Appropriation				Allotments					Current Year Obligations					Current Year Disbursements					Balances			
		Authorized Appropriation	Adjustments (Transfer To) /From, Modifications/ Augmentations)	Adjusted Appropriations	Allotments Received	Adjustments (Reductions, Modifications/ Augmentations)	Transfer To	Transfer From	Adjusted Total Allotments	1st Quarter Ending Mar. 31	2nd Quarter Ending June 30	3rd Quarter Ending Sept. 30	4th Quarter Ending Dec. 31	Total	1st Quarter Ending Mar. 31	2nd Quarter Ending June 30	3rd Quarter Ending Sept. 30	4th Quarter Ending Dec. 31	Total	Unreleased Appropriations	Unobligated Allotment	Unpaid Obligations (15-20) = (23+24)		
																						Due & Demandable	Not Yet Due & Demandable	
I. Agency Specific Budget		1,768,999,000.00	(20,000,000.00)	1,748,999,000.00	1,738,999,000.00	-	-	10,000,000.00	1,748,999,000.00	487,580,224.36	680,453,736.11	-	-	1,168,033,960.47	141,568,445.26	441,594,980.32	-	-	583,163,425.58	-	580,965,039.53	-	584,870,534.89	
Specific Budgets of National Government Agencies	1101101	1,768,999,000.00	(20,000,000.00)	1,748,999,000.00	1,738,999,000.00	-	-	10,000,000.00	1,748,999,000.00	487,580,224.36	680,453,736.11	-	-	1,168,033,960.47	141,568,445.26	441,594,980.32	-	-	583,163,425.58	-	580,965,039.53	-	584,870,534.89	
General Administration and Support	1000000000000000	53,088,000.00	-	53,088,000.00	53,088,000.00	-	-	-	53,088,000.00	16,441,947.68	19,019,712.43	-	-	35,461,660.11	6,707,799.57	14,485,397.56	-	-	21,193,197.13	-	17,626,339.89	-	14,268,462.98	
General management and supervision	100000100001000	44,528,000.00	-	44,528,000.00	44,528,000.00	-	-	-	44,528,000.00	15,923,749.29	11,896,247.55	-	-	27,819,996.84	6,189,601.18	8,422,957.64	-	-	14,612,558.82	-	16,708,003.16	-	13,207,438.02	
PS		21,504,000.00	-	21,504,000.00	21,504,000.00	-	-	-	21,504,000.00	4,869,381.90	6,804,453.62	-	-	11,673,835.52	3,740,696.28	4,512,145.79	-	-	8,252,842.07	-	9,830,164.48	-	3,420,993.45	
MOOE		14,749,000.00	0.00	14,749,000.00	14,749,000.00	-	-	-	14,749,000.00	7,055,767.39	5,091,793.93	-	-	12,147,561.32	2,448,904.90	3,910,811.85	-	-	6,359,716.75	-	2,601,438.68	-	5,787,844.57	
CO		8,275,000.00	0.00	8,275,000.00	8,275,000.00	-	-	-	8,275,000.00	3,998,600.00	-	-	-	-	-	-	-	-	-	-	4,276,400.00	-	3,998,600.00	
Administration of Personnel Benefits	100000100002000	8,560,000.00	0.00	8,560,000.00	8,560,000.00	0.00	0.00	0.00	8,560,000.00	518,198.39	7,123,464.88	-	-	7,641,663.27	518,198.39	6,062,439.92	0.00	0.00	6,580,638.31	0.00	918,336.73	0.00	1,061,024.96	
PS		8,560,000.00	0.00	8,560,000.00	8,560,000.00	-	-	-	8,560,000.00	518,198.39	7,123,464.88	-	-	7,641,663.27	518,198.39	6,062,439.92	-	-	6,580,638.31	-	918,336.73	-	1,061,024.96	
Sub-Total, General Administration and Support		53,088,000.00	0.00	53,088,000.00	53,088,000.00	0.00	0.00	0.00	53,088,000.00	16,441,947.68	19,019,712.43	0.00	0.00	35,461,660.11	6,707,799.57	14,485,397.56	0.00	0.00	21,193,197.13	0.00	17,626,339.89	0.00	14,268,462.98	
PS		30,064,000.00	0.00	30,064,000.00	30,064,000.00	0.00	0.00	0.00	30,064,000.00	5,387,580.29	13,927,918.50	0.00	0.00	19,315,498.79	4,258,894.67	10,754,585.71	0.00	0.00	14,833,480.38	0.00	10,748,501.21	0.00	4,482,011.81	
MOOE		14,749,000.00	0.00	14,749,000.00	14,749,000.00	0.00	0.00	0.00	14,749,000.00	7,055,767.39	5,091,793.93	0.00	0.00	12,147,561.32	2,448,904.90	3,910,811.85	0.00	0.00	6,359,716.75	0.00	2,601,438.68	0.00	5,787,844.57	
CO		8,275,000.00	0.00	8,275,000.00	8,275,000.00	0.00	0.00	0.00	8,275,000.00	3,998,600.00	0.00	0.00	0.00	0.00	0.00	0.00	0.00	0.00	0.00	0.00	4,276,400.00	0.00	3,998,600.00	
Support to Operations	2000000000000000	8,843,000.00	0.00	8,843,000.00	8,843,000.00	0.00	0.00	0.00	8,843,000.00	1,232,120.00	2,563,619.88	0.00	0.00	3,795,739.88	271,165.07	547,383.95	0.00	0.00	818,549.02	0.00	5,047,260.12	0.00	2,977,190.86	
Information and Communication Technology (ICT) management support	200000100003000	4,843,000.00	0.00	4,843,000.00	4,843,000.00	0.00	0.00	0.00	4,843,000.00	642,287.00	1,567,604.00	0.00	0.00	2,209,891.00	103,000.00	159,287.00	0.00	0.00	262,287.00	0.00	2,633,109.00	0.00	1,947,604.00	
MOOE		3,003,000.00	0.00	3,003,000.00	3,003,000.00	-	-	-	3,003,000.00	453,000.00	1,595,154.00	-	-	2,048,154.00	103,000.00	-	-	-	103,000.00	-	954,846.00	-	1,945,154.00	
CO		1,840,000.00	0.00	1,840,000.00	1,840,000.00	-	-	-	1,840,000.00	189,287.00	(27,550.00)	-	-	161,737.00	-	159,287.00	-	-	159,287.00	-	1,678,263.00	-	2,450.00	
Field program management activities	200000100009000	4,000,000.00	0.00	4,000,000.00	4,000,000.00	0.00	0.00	0.00	4,000,000.00	589,833.00	996,015.88	0.00	0.00	1,585,848.88	168,165.07	388,096.95	0.00	0.00	556,262.02	0.00	2,414,151.12	0.00	1,029,586.86	
MOOE		4,000,000.00	0.00	4,000,000.00	4,000,000.00	-	-	-	4,000,000.00	589,833.00	996,015.88	-	-	1,585,848.88	168,165.07	388,096.95	-	-	556,262.02	-	2,414,151.12	-	1,029,586.86	
Sub-Total, Support to Operations		8,843,000.00	0.00	8,843,000.00	8,843,000.00	0.00	0.00	0.00	8,843,000.00	1,232,120.00	2,563,619.88	0.00	0.00	3,795,739.88	271,165.07	547,383.95	0.00	0.00	818,549.02	0.00	5,047,260.12	0.00	2,977,190.86	
MOOE		7,003,000.00	0.00	7,003,000.00	7,003,000.00	0.00	0.00	0.00	7,003,000.00	1,042,833.00	2,591,169.88	0.00	0.00	3,634,002.88	271,165.07	388,096.95	0.00	0.00	659,262.02	0.00	3,368,997.12	0.00	2,974,740.86	
CO		1,840,000.00	0.00	1,840,000.00	1,840,000.00	0.00	0.00	0.00	1,840,000.00	189,287.00	(27,550.00)	0.00	0.00	161,737.00	0.00	159,287.00	0.00	0.00	159,287.00	0.00	1,678,263.00	0.00	2,450.00	
Operations	3000000000000000	1,707,068,000.00	(20,000,000.00)	1,687,068,000.00	1,677,068,000.00	0.00	0.00	10,000,000.00	1,687,068,000.00	469,906,156.68	658,870,403.80	0.00	0.00	1,128,776,560.48	134,589,480.62	426,562,198.81	0.00	0.00	561,151,679.43	0.00	558,291,439.52	0.00	567,624,881.05	
OO : Productivity in the agricultural sector increased	3100000000000000	1,707,068,000.00	(20,000,000.00)	1,687,068,000.00	1,677,068,000.00	0.00	0.00	10,000,000.00	1,687,068,000.00	469,906,156.68	658,870,403.80	0.00	0.00	1,128,776,560.48	134,589,480.62	426,562,198.81	0.00	0.00	561,151,679.43	0.00	558,291,439.52	0.00	567,624,881.05	
TECHNICAL AND SUPPORT SERVICES PROGRAM	3101000000000000	1,677,068,000.00	(30,000,000.00)	1,647,068,000.00	1,647,068,000.00	0.00	0.00	0.00	1,647,068,000.00	466,930,325.18	644,295,516.94	0.00	0.00	1,111,225,842.12	134,542,591.67	425,350,297.15	0.00	0.00	559,892,888.82	0.00	535,842,157.88	0.00	551,332,953.30	
EXTENSION SUPPORT, EDUCATION AND TRAINING SERVICES (ESETS) SUB-PROGRAM	3101030000000000	1,677,068,000.00	(30,000,000.00)	1,647,068,000.00	1,647,068,000.00	0.00	0.00	0.00	1,647,068,000.00	466,930,325.18	644,295,516.94	0.00	0.00	1,111,225,842.12	134,542,591.67	425,350,297.15	0.00	0.00	559,892,888.82	0.00	535,842,157.88	0.00	551,332,953.30	
ESETS on the National Rice Program	310103100001000	327,405,000.00	(30,000,000.00)	297,405,000.00	297,405,000.00	0.00	0.00	0.00	297,405,000.00	61,090,835.50	127,151,861.71	0.00	0.00	188,242,697.21	16,152,303.83	79,567,438.54	0.00	0.00	95,719,742.37	0.00	109,162,302.79	0.00	92,522,954.84	
MOOE		295,405,000.00	(30,000,000.00)	265,405,000.00	265,405,000.00	-	-	-	265,405,000.00	61,090,835.50	127,151,861.71	-	-	188,242,697.21	16,152,303.83	79,567,438.54	-	-	95,719,742.37	-	77,162,302.79	-	92,522,954.84	
CO		32,000,000.00	0.00	32,000,000.00	32,000,000.00	-	-	-	32,000,000.00	-	-	-	-	-	-	-	-	-	-	-	32,000,000.00	-	0.00	
ESETS on the National Livestock Program	310103100002000	417,347,000.00	0.00	417,347,000.00	417,347,000.00	0.00	0.00	0.00	417,347,000.00	128,464,325.31	159,316,174.25	0.00	0.00	287,780,499.56	7,592,489.70	90,431,704.35	0.00	0.00	98,024,194.05	0.00	129,566,500.44	0.00	189,756,305.51	
MOOE		367,427,000.00	0.00	367,427,000.00	367,427,000.00	-	-	-	367,427,000.00	127,489,150.31	142,288,364.09	-	-	269,777,514.40	7,592,489.70	90,031,704.35	-	-	97,624,194.05	-	97,649,485.60	-	172,153,320.35	
CO		49,920,000.00	0.00	49,920,000.00	49,920,000.00	-	-	-	49,920,000.00	975,175.00	17,027,810.16	-	-	18,002,985.16	-	400,000.00	-	-	400,000.00	-	31,917,014.84	-	17,602,985.16	
ESETS on the National Corn Program	310103100003000	145,800,000.00	0.00	145,800,000.00	145,800,000.00	0.00	0.00	0.00	145,800,000.00	21,728,786.49	63,870,179.21	0.00	0.00	85,598,965.70	5,423,252.78	34,862,786.64	0.00	0.00	40,286,039.42	0.00	60,203,034.30	0.00	45,310,926.28	
MOOE		145,800,000.00	0.00	145,800,000.00	145,800,000.00	-	-	-	145,800,000.00	21,728,786.49	63,870,179.21	-	-	85,598,965.70	5,423,252.78	34,862,786.64	-	-	40,286,039.42	-	60,203,034.30	-	45,310,926.28	
ESETS on the National High-Value Crops Development Program	310103100004000	60,096,000.00	0.00	60,096,000.00	60,096,000.00	0.00	0.00	0.00	60,096,000.00	14,794,392.60	32,149,363.01	0.00	0.00	46,943,755.61	4,063,419.65	23,070,860.58	0.00	0.00	27,13					

Particulars	UACS CODE	Appropriation			Allotments					Current Year Obligations					Current Year Disbursements					Balances			
		Authorized Appropriation	Adjustments (Transfer To) /From, Modifications/ Augmentations)	Adjusted Appropriations	Allotments Received	Adjustments (Reductions, Modifications/ Augmentations)	Transfer To	Transfer From	Adjusted Total Allotments	1st Quarter Ending Mar. 31	2nd Quarter Ending June 30	3rd Quarter Ending Sept. 30	4th Quarter Ending Dec. 31	Total	1st Quarter Ending Mar. 31	2nd Quarter Ending June 30	3rd Quarter Ending Sept. 30	4th Quarter Ending Dec. 31	Total	Unreleased Appropriations	Unobligated Allotment	Unpaid Obligations (15-20) = (23+24)	
																						Due & Demandable	Not Yet Due & Demandable
Retirement and Life Insurance Premiums	1104102	26,918,000.00	0.00	26,918,000.00	26,918,000.00	0.00	0.00	26,918,000.00	9,981,740.20	7,886,989.23	0.00	0.00	17,868,729.43	5,951,394.00	5,909,369.72	0.00	0.00	11,860,763.72	0.00	9,049,270.57	0.00	6,007,965.71	
General Administration and Support	1000000000000000	1,930,000.00	0.00	1,930,000.00	1,930,000.00	0.00	0.00	1,930,000.00	339,207.70	327,392.53	0.00	0.00	666,600.23	255,427.69	247,495.92	0.00	0.00	502,923.61	0.00	1,263,399.77	0.00	163,676.62	
General management and supervision	100000100001000	1,930,000.00	0.00	1,930,000.00	1,930,000.00	0.00	0.00	1,930,000.00	339,207.70	327,392.53	0.00	0.00	666,600.23	255,427.69	247,495.92	0.00	0.00	502,923.61	0.00	1,263,399.77	0.00	163,676.62	
PS		1,930,000.00	0.00	1,930,000.00	1,930,000.00	-	-	1,930,000.00	339,207.70	327,392.53	-	-	666,600.23	255,427.69	247,495.92	-	-	502,923.61	-	1,263,399.77	-	163,676.62	
Operations	3000000000000000	24,988,000.00	0.00	24,988,000.00	24,988,000.00	0.00	0.00	24,988,000.00	9,642,532.50	7,559,596.70	0.00	0.00	17,202,129.20	5,695,966.31	5,661,873.80	0.00	0.00	11,357,840.11	0.00	7,785,870.80	0.00	5,844,289.09	
OO : Productivity in the agricultural sector increased	3100000000000000	24,988,000.00	0.00	24,988,000.00	24,988,000.00	0.00	0.00	24,988,000.00	9,642,532.50	7,559,596.70	0.00	0.00	17,202,129.20	5,695,966.31	5,661,873.80	0.00	0.00	11,357,840.11	0.00	7,785,870.80	0.00	5,844,289.09	
TECHNICAL AND SUPPORT SERVICES PROGRAM	3101000000000000	24,988,000.00	0.00	24,988,000.00	24,988,000.00	0.00	0.00	24,988,000.00	9,642,532.50	7,559,596.70	0.00	0.00	17,202,129.20	5,695,966.31	5,661,873.80	0.00	0.00	11,357,840.11	0.00	7,785,870.80	0.00	5,844,289.09	
EXTENSION SUPPORT, EDUCATION AND TRAINING SERVICES (ESETS) SUB-PROGRAM	3101030000000000	24,988,000.00	0.00	24,988,000.00	24,988,000.00	0.00	0.00	24,988,000.00	9,642,532.50	7,559,596.70	0.00	0.00	17,202,129.20	5,695,966.31	5,661,873.80	0.00	0.00	11,357,840.11	0.00	7,785,870.80	0.00	5,844,289.09	
Other extension support, education and training services activities	310103100006000	24,988,000.00	0.00	24,988,000.00	24,988,000.00	0.00	0.00	24,988,000.00	9,642,532.50	7,559,596.70	0.00	0.00	17,202,129.20	5,695,966.31	5,661,873.80	0.00	0.00	11,357,840.11	0.00	7,785,870.80	0.00	5,844,289.09	
PS		24,988,000.00	0.00	24,988,000.00	24,988,000.00	-	-	24,988,000.00	9,642,532.50	7,559,596.70	-	-	17,202,129.20	5,695,966.31	5,661,873.80	-	-	11,357,840.11	-	7,785,870.80	-	5,844,289.09	
Sub-Total II. Automatic Appropriations		26,918,000.00	0.00	26,918,000.00	26,918,000.00	0.00	0.00	26,918,000.00	9,981,740.20	7,886,989.23	0.00	0.00	17,868,729.43	5,951,394.00	5,909,369.72	0.00	0.00	11,860,763.72	0.00	9,049,270.57	0.00	6,007,965.71	
PS		26,918,000.00	0.00	26,918,000.00	26,918,000.00	0.00	0.00	26,918,000.00	9,981,740.20	7,886,989.23	0.00	0.00	17,868,729.43	5,951,394.00	5,909,369.72	0.00	0.00	11,860,763.72	0.00	9,049,270.57	0.00	6,007,965.71	
III. Special Purpose Fund		0.00	1,690,645.00	1,690,645.00	0.00	1,690,645.00	0.00	1,690,645.00	0.00	1,690,644.64	0.00	0.00	1,690,644.64	0.00	1,690,644.64	0.00	0.00	1,690,644.64	0.00	0.36	0.00	0.00	
Pension and Gratuity Fund	1101407	0.00	1,690,645.00	1,690,645.00	0.00	1,690,645.00	0.00	1,690,645.00	0.00	1,690,644.64	0.00	0.00	1,690,644.64	0.00	1,690,644.64	0.00	0.00	1,690,644.64	0.00	0.36	0.00	0.00	
PS		0.00	1,690,645.00	1,690,645.00	-	1,690,645.00	-	1,690,645.00	-	1,690,644.64	-	-	1,690,644.64	-	1,690,644.64	-	-	1,690,644.64	-	0.36	-	0.00	
Sub-Total III. Special Purpose Fund		0.00	1,690,645.00	1,690,645.00	0.00	1,690,645.00	0.00	1,690,645.00	0.00	1,690,644.64	0.00	0.00	1,690,644.64	0.00	1,690,644.64	0.00	0.00	1,690,644.64	0.00	0.36	0.00	0.00	
PS		0.00	1,690,645.00	1,690,645.00	0.00	1,690,645.00	0.00	1,690,645.00	0.00	1,690,644.64	0.00	0.00	1,690,644.64	0.00	1,690,644.64	0.00	0.00	1,690,644.64	0.00	0.36	0.00	0.00	
GRAND TOTAL		1,795,917,000.00	(18,309,355.00)	1,777,607,645.00	1,765,917,000.00	1,690,645.00	0.00	10,000,000.00	1,777,607,645.00	497,561,964.56	690,031,369.98	0.00	0.00	1,187,593,334.54	147,519,839.26	449,194,994.68	0.00	0.00	596,714,833.94	0.00	590,014,310.46	0.00	590,878,500.60
PS		328,324,000.00	1,690,645.00	330,014,645.00	328,324,000.00	1,690,645.00	0.00	0.00	330,014,645.00	120,192,460.42	94,745,794.89	0.00	0.00	214,938,255.31	64,307,662.21	88,663,165.62	0.00	0.00	152,970,827.83	0.00	115,076,389.69	0.00	61,967,427.48
MOOE		1,361,250,000.00	(20,000,000.00)	1,341,250,000.00	1,331,250,000.00	0.00	0.00	10,000,000.00	1,341,250,000.00	367,368,461.51	577,710,434.93	0.00	0.00	945,078,896.44	82,611,879.96	355,290,498.13	0.00	0.00	437,902,378.09	0.00	396,171,103.56	0.00	507,176,518.35
CO		106,343,000.00	0.00	106,343,000.00	106,343,000.00	0.00	0.00	0.00	106,343,000.00	10,001,042.63	17,575,140.16	0.00	0.00	27,576,182.79	600,297.09	5,241,330.93	0.00	0.00	5,841,628.02	0.00	78,766,817.21	0.00	21,734,554.77

Recapitulation by OO:

I. Agency Specific Budget																							
TECHNICAL AND SUPPORT SERVICES PROGRAM	3101000000000000	1,702,056,000.00	(30,000,000.00)	1,672,056,000.00	1,672,056,000.00	0.00	0.00	0.00	1,672,056,000.00	476,572,857.68	651,855,113.64	0.00	0.00	1,128,427,971.32	140,238,557.98	431,012,170.95	0.00	0.00	571,250,728.93	0.00	543,628,028.68	0.00	557,177,242.39
LOCALLY-FUNDED AND FOREIGN-ASSISTED PROGRAM	3105000000000000	30,000,000.00	10,000,000.00	40,000,000.00	30,000,000.00	0.00	0.00	10,000,000.00	40,000,000.00	2,975,831.50	14,574,886.86	0.00	0.00	17,550,718.36	46,888.95	1,211,901.66	0.00	0.00	1,258,790.61	0.00	22,449,281.64	0.00	16,291,927.75


CERTIFIED CORRECT:


LEONILA D. CAIZ
 Head, Budget Unit

CERTIFIED CORRECT:


GILLIAN ROSE L. SALUIB
 OIC-Head, Accounting Unit

APPROVED BY:


REMELYN R. RECOTER, MNSA, CESO III
 Director IV

STATEMENT OF APPROPRIATIONS, ALLOTMENTS, OBLIGATIONS, DISBURSEMENTS AND BALANCES
As at the Quarter Ending June 30, 2024

Department : Department of Agriculture (DA)
Agency/Entity : Office of the Secretary
Operating Unit : Agricultural Training Institute
Organization Code (UACS) : 05 001 020001
Fund Cluster : 01 - Regular Agency Fund

- Current Year Appropriations
- Supplemental Appropriations
- Continuing Appropriations

Particulars	UACS CODE	Appropriation			Allotments					Current Year Obligations					Current Year Disbursements					Balances			
		Authorized Appropriation	Adjustments (Transfer (To)/From, Modifications/Augmentations)	Adjusted Appropriations	Allotments Received	Adjustments (Reductions, Modifications/Augmentations)	Transfer To	Transfer From	Adjusted Total Allotments	1st Quarter Ending Mar. 31	2nd Quarter Ending June 30	3rd Quarter Ending Sept. 30	4th Quarter Ending Dec. 31	Total	1st Quarter Ending Mar. 31	2nd Quarter Ending June 30	3rd Quarter Ending Sept. 30	4th Quarter Ending Dec. 31	Total	Unreleased Appropriations	Unobligated Allotment	Unpaid Obligations	
																						Due and Demandable	Not Yet Due and Demandable
1	2	3	4	5=(3+4)	6	7	8	9	10 = [(6+(-)7)-8+9]	11	12	13	14	15 = 11 + 12+13+14	16	17	18	19	20 = 16 + 17+18+19	21=(5-10)	22=(10-15)	23	24
I. Agency Specific Budget		1,768,999,000.00	(20,000,000.00)	1,748,999,000.00	1,738,999,000.00	-	-	10,000,000.00	1,748,999,000.00	487,580,224.36	680,453,736.11	-	-	1,168,033,960.47	141,568,445.26	441,594,980.32	-	-	583,163,425.58	-	580,965,039.53	-	584,870,534.89
Specific Budgets of National Government Agencies	1101101	1,768,999,000.00	(20,000,000.00)	1,748,999,000.00	1,738,999,000.00	-	-	10,000,000.00	1,748,999,000.00	487,580,224.36	680,453,736.11	-	-	1,168,033,960.47	141,568,445.26	441,594,980.32	-	-	583,163,425.58	-	580,965,039.53	-	584,870,534.89
Personnel Services	501000000	301,406,000.00	-	301,406,000.00	301,406,000.00	-	-	-	301,406,000.00	110,210,720.22	85,168,161.02	-	-	195,378,881.24	58,356,268.21	81,063,151.26	-	-	139,419,419.47	-	108,027,118.76	-	55,959,461.77
Salaries and Wages	501010000	224,314,000.00	-	224,314,000.00	224,314,000.00	-	-	-	224,314,000.00	87,868,537.49	64,399,589.04	-	-	152,268,126.53	50,500,279.06	52,482,672.43	-	-	102,982,951.49	-	72,045,873.47	-	49,285,175.04
Salaries and Wages - Regular		224,314,000.00	-	224,314,000.00	224,314,000.00	-	-	-	224,314,000.00	87,868,537.49	64,399,589.04	-	-	152,268,126.53	50,500,279.06	52,482,672.43	-	-	102,982,951.49	-	72,045,873.47	-	49,285,175.04
Basic Salary - Civilian	501010101	224,314,000.00	-	224,314,000.00	224,314,000.00	-	-	-	224,314,000.00	87,868,537.49	64,399,589.04	-	-	152,268,126.53	50,500,279.06	52,482,672.43	-	-	102,982,951.49	-	72,045,873.47	-	49,285,175.04
Other Compensation	501020000	61,442,000.00	-	61,442,000.00	61,442,000.00	-	-	-	61,442,000.00	19,019,106.94	11,485,804.56	-	-	30,504,911.50	5,684,032.19	20,795,359.33	-	-	26,479,391.52	-	30,937,088.50	-	4,025,519.98
Personal Economic Relief Allowance (PERA)		13,152,000.00	-	13,152,000.00	13,152,000.00	-	-	-	13,152,000.00	5,024,909.12	3,659,544.38	-	-	8,684,453.50	2,862,782.19	2,920,464.33	-	-	5,783,246.52	-	4,467,546.50	-	2,901,206.98
PERA - Civilian	501020101	13,152,000.00	-	13,152,000.00	13,152,000.00	-	-	-	13,152,000.00	5,024,909.12	3,659,544.38	-	-	8,684,453.50	2,862,782.19	2,920,464.33	-	-	5,783,246.52	-	4,467,546.50	-	2,901,206.98
Representation Allowance (RA)	501020200	1,068,000.00	-	1,068,000.00	1,068,000.00	-	-	-	1,068,000.00	488,500.00	554,500.00	-	-	1,043,000.00	307,500.00	435,000.00	-	-	742,500.00	-	25,000.00	-	300,500.00
Transportation Allowance (TA)	501020301	1,068,000.00	-	1,068,000.00	1,068,000.00	-	-	-	1,068,000.00	442,750.00	597,000.00	-	-	1,039,750.00	275,750.00	392,500.00	-	-	668,250.00	-	28,250.00	-	371,500.00
Clothing/Uniform Allowance		3,288,000.00	-	3,288,000.00	3,288,000.00	-	-	-	3,288,000.00	2,694,000.00	538,000.00	-	-	3,232,000.00	2,238,000.00	588,000.00	-	-	2,826,000.00	-	56,000.00	-	406,000.00
Clothing/Uniform Allowance - Civilian	501020401	3,288,000.00	-	3,288,000.00	3,288,000.00	-	-	-	3,288,000.00	2,694,000.00	538,000.00	-	-	3,232,000.00	2,238,000.00	588,000.00	-	-	2,826,000.00	-	56,000.00	-	406,000.00
Year End Bonus		18,693,000.00	-	18,693,000.00	18,693,000.00	-	-	-	18,693,000.00	-	-	-	-	-	-	-	-	-	-	-	18,693,000.00	-	-
Year End Bonus - Civilian	501021401	18,693,000.00	-	18,693,000.00	18,693,000.00	-	-	-	18,693,000.00	-	-	-	-	-	-	-	-	-	-	-	18,693,000.00	-	-
Cash Gift		2,740,000.00	-	2,740,000.00	2,740,000.00	-	-	-	2,740,000.00	-	-	-	-	-	-	-	-	-	-	-	2,740,000.00	-	-
Cash Gift - Civilian	501021501	2,740,000.00	-	2,740,000.00	2,740,000.00	-	-	-	2,740,000.00	-	-	-	-	-	-	-	-	-	-	-	2,740,000.00	-	-
Mid-Year Bonus		18,693,000.00	-	18,693,000.00	18,693,000.00	-	-	-	18,693,000.00	10,368,947.82	6,136,760.18	-	-	16,505,708.00	-	16,459,395.00	-	-	16,459,395.00	-	2,187,292.00	-	46,313.00
Mid-Year Bonus-Civilian	501021601	18,693,000.00	-	18,693,000.00	18,693,000.00	-	-	-	18,693,000.00	10,368,947.82	6,136,760.18	-	-	16,505,708.00	-	16,459,395.00	-	-	16,459,395.00	-	2,187,292.00	-	46,313.00
Other Bonuses and Allowances		2,740,000.00	-	2,740,000.00	2,740,000.00	-	-	-	2,740,000.00	-	-	-	-	-	-	-	-	-	-	-	2,740,000.00	-	-
Productivity Enhancement Incentive - Civilian	5010299012	2,740,000.00	-	2,740,000.00	2,740,000.00	-	-	-	2,740,000.00	-	-	-	-	-	-	-	-	-	-	-	2,740,000.00	-	-
Personnel Benefit Contributions	501030000	6,339,000.00	-	6,339,000.00	6,339,000.00	-	-	-	6,339,000.00	2,760,565.40	2,097,085.45	-	-	4,857,650.85	1,609,446.57	1,691,736.29	-	-	3,301,182.86	-	1,481,349.15	-	1,556,467.99
Pag-IBIG Contributions		657,000.00	-	657,000.00	657,000.00	-	-	-	657,000.00	443,100.00	187,713.84	-	-	630,813.84	234,900.00	291,000.00	-	-	525,900.00	-	26,186.16	-	104,913.84
Pag-IBIG - Civilian	501030201	657,000.00	-	657,000.00	657,000.00	-	-	-	657,000.00	443,100.00	187,713.84	-	-	630,813.84	234,900.00	291,000.00	-	-	525,900.00	-	26,186.16	-	104,913.84
PhilHealth Contributions		5,025,000.00	-	5,025,000.00	5,025,000.00	-	-	-	5,025,000.00	2,071,484.49	1,727,521.10	-	-	3,799,005.59	1,232,546.57	1,256,444.78	-	-	2,488,991.35	-	1,225,994.41	-	1,310,014.24
PhilHealth - Civilian	501030301	5,025,000.00	-	5,025,000.00	5,025,000.00	-	-	-	5,025,000.00	2,071,484.49	1,727,521.10	-	-	3,799,005.59	1,232,546.57	1,256,444.78	-	-	2,488,991.35	-	1,225,994.41	-	1,310,014.24
Employees Compensation Insurance Premiums (ECIP)		657,000.00	-	657,000.00	657,000.00	-	-	-	657,000.00	245,980.91	181,850.51	-	-	427,831.42	142,000.00	144,291.51	-	-	286,291.51	-	229,168.58	-	141,539.91
ECIP - Civilian	501030401	657,000.00	-	657,000.00	657,000.00	-	-	-	657,000.00	245,980.91	181,850.51	-	-	427,831.42	142,000.00	144,291.51	-	-	286,291.51	-	229,168.58	-	141,539.91
Other Personnel Benefits	501040000	9,311,000.00	-	9,311,000.00	9,311,000.00	-	-	-	9,311,000.00	562,510.39	7,185,681.97	-	-	7,748,192.36	562,510.39	6,093,383.21	-	-	6,655,893.60	-	1,562,807.64	-	1,092,298.76
Terminal Leave Benefits		8,560,000.00	-	8,560,000.00	8,560,000.00	-	-	-	8,560,000.00	518,198.39	7,123,464.88	-	-	7,641,663.27	518,198.39	6,062,439.92	-	-	6,580,638.31	-	918,336.73	-	1,061,024.96
Terminal Leave Benefits - Civilian	501040301	8,560,000.00	-	8,560,000.00	8,560,000.00	-	-	-	8,560,000.00	518,198.39	7,123,464.88	-	-	7,641,663.27	518,198.39	6,062,439.92	-	-	6,580,638.31	-	918,336.73	-	1,061,024.96
Other Personnel Benefits		751,000.00	-	751,000.00	751,000.00	-	-	-	751,000.00	44,312.00	62,217.09	-	-	106,529.09	44,312.00	30,943.29	-	-	75,255.29	-	644,470.91	-	31,273.80
Lump-sum for Step Increments - Length of Service	5010499010	561,000.00	-	561,000.00	561,000.00	-	-	-	561,000.00	34,312.00	42,217.09	-	-	76,529.09	34,312.00	15,943.29	-	-	50,255.29	-	484,470.91	-	26,273.80
Loyalty Award - Civilian	5010499015	190,000.00	-	190,000.00	190,000.00	-	-	-	190,000.00	10,000.00	20,000.00	-	-	30,000.00	10,000.00	15,000.00	-	-	25,000.00	-	160,000.00	-	5,000.00
Maintenance and Other Operating Expenses	502000000	1,361,250,000.00	(20,000,000.00)	1,341,250,000.00	1,331,250,000.00	-	-	10,000,000.00	1,341,250,000.00	367,368,461.51	577,710,434.93	-	-	945,078,896.44	82,611,879.96	355,290,498.13	-	-	437,902,378.09	-	396,171,103.56	-	507,176,918.35
Traveling Expenses	502010000	56,876,000.00	(9,520,713.00)	47,355,287.00	56,876,000.00	(9,520,713.00)	-	-	47,355,287.00	6,392,557.03	9,929,542.00	-	-	16,322,099.03	4,610,270.20	8,575,529.41	-	-	13,185,799.61	-	31,033,187.97	-	3,136,299.42
Traveling Expenses - Local	502010100	52,296,000.00	(9,520,713.00)	42,775,287.00	52,296,000.00	(9,520,713.00)	-	-	42,775,287.00	4,552,557.03	8,333,536.18	-	-	12,886,093.21	2,770,270.20	7,718,362.23	-	-	10,488,632.43	-	29,889,193.79	-	2,397,460.78
Traveling Expenses - Foreign	502010200	4,580,000.00	-	4,580,000.00	4,580,000.00	-	-	-	4,580,000.00	1,840,000.00	1,596,005.82	-	-	3,436,005.82	1,840,000.00	857,167.18	-	-	2,697,167.18	-	1,143,994.18	-	738,838.64
Training and Scholarship Expenses	502020000	864,891,000.00	34,401,043.00	899,292,043.00	864,891,000.00	24,401,043.00	-	10,000,000.00															

Particulars	UACS CODE	Appropriation			Allotments					Current Year Obligations					Current Year Disbursements					Balances			
		Authorized Appropriation	Adjustments (Transfer (To)/From, Modifications/Augmentations)	Adjusted Appropriations	Allotments Received	Adjustments (Reductions, Modifications/Augmentations)	Transfer To	Transfer From	Adjusted Total Allotments	1st Quarter Ending Mar. 31	2nd Quarter Ending June 30	3rd Quarter Ending Sept. 30	4th Quarter Ending Dec. 31	Total	1st Quarter Ending Mar. 31	2nd Quarter Ending June 30	3rd Quarter Ending Sept. 30	4th Quarter Ending Dec. 31	Total	Unreleased Appropriations	Unobligated Allotment	Unpaid Obligations	
																						Due and Demandable	Not Yet Due and Demandable
1	2	3	4	5=(3+4)	6	7	8	9	10 = [(6+(-)7)+8+9]	11	12	13	14	15 = 11 + 12+13+14	16	17	18	19	20 = 16 + 17+18+19	21=(5-10)	22=(10-15)	23	24
Professional Services	5021100000	53,109,000.00	3,348,000.00	56,457,000.00	53,109,000.00	3,348,000.00	-	-	56,457,000.00	25,749,568.68	16,944,139.13	-	-	42,693,707.81	6,391,996.69	10,378,067.87	-	-	16,770,064.56	-	13,763,292.19	-	25,923,643.25
Legal Services	5021101000	297,000.00	-	297,000.00	297,000.00	-	-	-	297,000.00	2,000.00	8,350.00	-	-	10,350.00	2,000.00	6,150.00	-	-	8,150.00	-	110,000.00	-	2,200.00
Auditing Services	5021102000	110,000.00	-	110,000.00	110,000.00	-	-	-	110,000.00	-	-	-	-	-	-	-	-	-	-	-	110,000.00	-	-
Consultancy Services	5021103002	15,000,000.00	4,500,000.00	19,500,000.00	15,000,000.00	4,500,000.00	-	-	19,500,000.00	14,792,911.97	-	-	-	14,792,911.97	749,995.80	2,718,933.99	-	-	3,468,929.79	-	4,707,088.03	-	11,323,982.18
Other Professional Services	5021199000	37,702,000.00	(1,152,000.00)	36,550,000.00	37,702,000.00	(1,152,000.00)	-	-	36,550,000.00	10,954,656.71	16,935,789.13	-	-	27,890,445.84	5,640,000.89	7,652,983.88	-	-	13,292,984.77	-	8,659,554.16	-	14,597,461.07
General Services	5021200000	15,550,000.00	-	15,550,000.00	15,550,000.00	-	-	-	15,550,000.00	7,604,544.14	6,222,259.09	-	-	13,826,803.23	2,363,851.63	3,726,957.74	-	-	6,090,809.37	-	1,723,196.77	-	7,735,993.86
Janitorial Services	5021202000	4,750,000.00	-	4,750,000.00	4,750,000.00	-	-	-	4,750,000.00	1,504,628.21	1,788,793.50	-	-	3,293,421.71	574,872.62	952,108.41	-	-	1,526,981.03	-	1,456,578.29	-	1,766,440.68
Security Services	5021203000	10,700,000.00	-	10,700,000.00	10,700,000.00	-	-	-	10,700,000.00	6,099,915.93	4,433,465.59	-	-	10,533,381.52	1,788,979.01	2,774,849.33	-	-	4,563,828.34	-	166,618.48	-	5,969,553.18
Other General Services	5021299099	100,000.00	-	100,000.00	100,000.00	-	-	-	100,000.00	-	-	-	-	-	-	-	-	-	-	-	100,000.00	-	-
Repairs and Maintenance	5021300000	11,524,000.00	-	11,524,000.00	11,524,000.00	-	-	-	11,524,000.00	2,013,068.71	3,944,838.74	-	-	5,957,907.45	596,815.99	2,296,717.77	-	-	2,893,533.76	-	5,566,092.55	-	3,064,373.69
Repairs and Maintenance - Buildings and Other Structures	5021304000	5,776,000.00	-	5,776,000.00	5,776,000.00	-	-	-	5,776,000.00	789,405.10	2,427,139.20	-	-	3,216,544.30	27,157.00	896,511.95	-	-	923,668.95	-	2,059,455.70	-	2,292,875.35
Buildings	5021304001	5,276,000.00	-	5,276,000.00	5,276,000.00	-	-	-	5,276,000.00	789,405.10	2,427,139.20	-	-	3,216,544.30	27,157.00	896,511.95	-	-	923,668.95	-	2,059,455.70	-	2,292,875.35
Other Structures	5021304099	500,000.00	-	500,000.00	500,000.00	-	-	-	500,000.00	-	-	-	-	-	-	-	-	-	-	-	500,000.00	-	-
Repairs and Maintenance - Machinery and Equipment	5021305000	1,700,000.00	-	1,700,000.00	1,700,000.00	-	-	-	1,700,000.00	19,561.00	161,508.85	-	-	181,069.85	176.00	28,868.26	-	-	29,044.26	-	1,518,930.15	-	152,025.59
Office Equipment	5021305002	1,600,000.00	-	1,600,000.00	1,600,000.00	-	-	-	1,600,000.00	19,561.00	161,508.85	-	-	181,069.85	176.00	28,868.26	-	-	29,044.26	-	1,418,930.15	-	152,025.59
Other Machinery and Equipment	5021305099	100,000.00	-	100,000.00	100,000.00	-	-	-	100,000.00	-	-	-	-	-	-	-	-	-	-	-	100,000.00	-	-
Repairs and Maintenance - Transportation Equipment	5021306000	3,900,000.00	-	3,900,000.00	3,900,000.00	-	-	-	3,900,000.00	1,204,102.61	1,356,190.69	-	-	2,560,293.30	569,482.99	1,371,337.56	-	-	1,940,820.55	-	1,339,706.70	-	619,472.75
Motor Vehicles	5021306001	3,900,000.00	-	3,900,000.00	3,900,000.00	-	-	-	3,900,000.00	1,204,102.61	1,356,190.69	-	-	2,560,293.30	569,482.99	1,371,337.56	-	-	1,940,820.55	-	1,339,706.70	-	619,472.75
Repairs and Maintenance - Semi-Expendable Machinery and Equipment	5021307000	148,000.00	-	148,000.00	148,000.00	-	-	-	148,000.00	-	-	-	-	-	-	-	-	-	-	-	148,000.00	-	-
Office Equipment	5021321002	100,000.00	-	100,000.00	100,000.00	-	-	-	100,000.00	-	-	-	-	-	-	-	-	-	-	-	100,000.00	-	-
Technical and Scientific Equipment	5021321013	48,000.00	-	48,000.00	48,000.00	-	-	-	48,000.00	-	-	-	-	-	-	-	-	-	-	-	48,000.00	-	-
Financial Assistance/Subsidy	5021400000	242,650,000.00	(31,083,500.00)	211,566,500.00	212,650,000.00	(1,083,500.00)	-	-	211,566,500.00	102,529,500.00	75,263,050.00	-	-	177,792,550.00	909,500.00	50,914,110.00	-	-	51,823,610.00	-	33,773,950.00	-	125,968,940.00
Assistance to Other National Government Agencies	5021402000	30,000,000.00	-	30,000,000.00	-	30,000,000.00	-	-	30,000,000.00	-	30,000,000.00	-	-	30,000,000.00	-	10,000,000.00	-	-	10,000,000.00	-	-	-	20,000,000.00
Assistance to Local Government Units	5021403000	-	40,000,000.00	40,000,000.00	-	40,000,000.00	-	-	40,000,000.00	-	40,000,000.00	-	-	40,000,000.00	-	20,000,000.00	-	-	20,000,000.00	-	10,000,000.00	-	10,000,000.00
Assistance to NGOs/CSOs	5021405000	212,650,000.00	(71,083,500.00)	141,566,500.00	212,650,000.00	(71,083,500.00)	-	-	141,566,500.00	102,529,500.00	15,263,050.00	-	-	117,792,550.00	909,500.00	20,914,110.00	-	-	21,823,610.00	-	23,773,950.00	-	95,968,940.00
Taxes, Insurance Premiums and Other Fees	5021500000	10,330,000.00	-	10,330,000.00	10,330,000.00	-	-	-	10,330,000.00	1,773,497.50	3,866,983.82	-	-	5,640,481.32	1,284,508.25	1,631,647.44	-	-	2,916,155.69	-	4,689,518.68	-	2,724,325.63
Taxes, Duties and Licenses	5021501001	130,000.00	-	130,000.00	130,000.00	-	-	-	130,000.00	-	30,000.00	-	-	30,000.00	-	11,045.00	-	-	11,045.00	-	18,955.00	-	-
Fidelity Bond Premiums	5021502000	1,150,000.00	-	1,150,000.00	1,150,000.00	-	-	-	1,150,000.00	310,231.16	346,696.75	-	-	656,927.91	255,831.16	241,420.00	-	-	497,251.16	-	493,072.09	-	159,676.75
Insurance Expenses	5021503000	9,050,000.00	-	9,050,000.00	9,050,000.00	-	-	-	9,050,000.00	1,463,266.34	3,490,287.07	-	-	4,953,553.41	1,028,677.09	1,379,182.44	-	-	2,407,859.53	-	4,066,446.59	-	2,545,693.88
Labor and Wages	5021601000	800,000.00	-	800,000.00	800,000.00	-	-	-	800,000.00	-	796,050.00	-	-	796,050.00	-	229,970.00	-	-	229,970.00	-	3,950.00	-	566,080.00
Other Maintenance and Operating Expenses	5029900000	19,942,000.00	6,969,170.00	26,911,170.00	19,942,000.00	6,969,170.00	-	-	26,911,170.00	2,524,203.35	10,743,129.44	-	-	13,267,332.79	635,139.95	6,912,621.50	-	-	7,547,761.45	-	13,643,837.21	-	5,719,571.34
Advertising, Promotional and Marketing Expense	5029901000	750,000.00	-	750,000.00	750,000.00	-	-	-	750,000.00	480,000.00	262,500.00	-	-	742,500.00	-	480,000.00	-	-	480,000.00	-	7,500.00	-	262,500.00
Printing and Publication Expenses	5029902000	9,039,000.00	(1,041,080.00)	7,997,920.00	9,039,000.00	(1,041,080.00)	-	-	7,997,920.00	482,519.40	2,151,378.70	-	-	2,633,898.10	211,406.00	536,373.50	-	-	747,779.50	-	5,364,021.90	-	1,886,118.60
Representation Expenses	5029903000	2,474,000.00	-	2,474,000.00	2,474,000.00	-	-	-	2,474,000.00	681,208.00	159,323.00	-	-	840,531.00	9,758.00	241,523.00	-	-	251,281.00	-	1,633,469.00	-	589,250.00
Transportation and Delivery Expenses	5029904000	500,000.00	-	500,000.00	500,000.00	-	-	-	500,000.00	-	131,200.00	-	-	131,200.00	-	-	-	-	-	-	368,800.00	-	131,200.00
Rent/Lease Expenses	5029905000	2,000,000.00	-	2,000,000.00	2,000,000.00	-	-	-	2,000,000.00	40,556.00	94,950.00	-	-	135,506.00	24,056.00	54,725.00	-	-	78,781.00	-	1,864,494.00	-	56,725.00
Rents - Motor Vehicles	5029905003	2,000,000.00	-	2,000,000.00	2,000,000.00	-	-	-	2,000,000.00	40,556.00	94,950.00	-	-	135,506.00	24,056.00	54,725.00	-	-	78,781.00	-	1,864,494.00	-	56,725.00
Membership Dues and Contributions to Organizations	5029906000	100,000.00	-	100,000.00	100,000.00	-	-	-	100,000.00	-	-	-	-	-	-	-	-	-	-	-	100,000.00	-	-
Subscription Expenses	5029907000	1,303,000.00	3,610,250.00	4,913,250.00	1,303,000.00	3,610,250.00	-	-	4,913,250.00	385,360.00	2,793,777.74	-	-	3,179,137.74	385,360.00	-	-	-	385,360.00	-	1,734,112.26	-	2,793,777.74
ICT Software Subscription	5029907001	103,000.00	2,000,000.00	2,103,000.00	103,000.00	2,000,000.00	-	-	2,103,000.00	103,000.00	1,595,154.00	-	-	1,698,154.00	103,000.00	-	-	-	103,000.00	-	404,846.00	-	1,595,154.00
Cloud Computing Service	5029907003	575,000.00	-	575,000.00	575,000.00	-	-	-															

Particulars	UACS CODE	Appropriation			Allotments					Current Year Obligations				Current Year Disbursements				Balances						
		Authorized Appropriation	Adjustments (Transfer (To)/From, Modifications/ Augmentations)	Adjusted Appropriations	Allotments Received	Adjustments (Reductions, Modifications/ Augmentations)	Transfer To	Transfer From	Adjusted Total Allotments	1st Quarter Ending Mar. 31	2nd Quarter Ending June 30	3rd Quarter Ending Sept. 30	4th Quarter Ending Dec. 31	Total	1st Quarter Ending Mar. 31	2nd Quarter Ending June 30	3rd Quarter Ending Sept. 30	4th Quarter Ending Dec. 31	Total	Unreleased Appropriations	Unobligated Allotment	Unpaid Obligations		
																						Due and Demandable	Not Yet Due and Demandable	
1	2	3	4	5=(3+4)	6	7	8	9	10 = [(6+(-)7)-8+9]	11	12	13	14	15 = 11 + 12+13+14	16	17	18	19	20 = 16 + 17+18+19	21=(5-10)	22=(10-15)	23	24	
Inangible Assets Outlay	5060600000	140,000.00	-	140,000.00	140,000.00	-	-	-	140,000.00	-	2,450.00	-	-	2,450.00	-	-	-	-	-	-	-	-	-	2,450.00
Computer Software	5060602000	140,000.00	-	140,000.00	140,000.00	-	-	-	140,000.00	-	2,450.00	-	-	2,450.00	-	-	-	-	-	-	-	-	-	2,450.00
II. Automatic Appropriations		26,918,000.00	-	26,918,000.00	26,918,000.00	-	-	-	26,918,000.00	9,981,740.20	7,886,989.23	-	-	17,868,729.43	5,951,394.00	5,909,369.72	-	-	11,860,763.72	-	9,049,270.57	-	6,007,965.71	
Retirement and Life Insurance Premiums	1104102	26,918,000.00	-	26,918,000.00	26,918,000.00	-	-	-	26,918,000.00	9,981,740.20	7,886,989.23	-	-	17,868,729.43	5,951,394.00	5,909,369.72	-	-	11,860,763.72	-	9,049,270.57	-	6,007,965.71	
Personnel Services	5010000000	26,918,000.00	-	26,918,000.00	26,918,000.00	-	-	-	26,918,000.00	9,981,740.20	7,886,989.23	-	-	17,868,729.43	5,951,394.00	5,909,369.72	-	-	11,860,763.72	-	9,049,270.57	-	6,007,965.71	
Personnel Benefit Contributions	5010300000	26,918,000.00	-	26,918,000.00	26,918,000.00	-	-	-	26,918,000.00	9,981,740.20	7,886,989.23	-	-	17,868,729.43	5,951,394.00	5,909,369.72	-	-	11,860,763.72	-	9,049,270.57	-	6,007,965.71	
Retirement and Life Insurance Premiums	5010301000	26,918,000.00	-	26,918,000.00	26,918,000.00	-	-	-	26,918,000.00	9,981,740.20	7,886,989.23	-	-	17,868,729.43	5,951,394.00	5,909,369.72	-	-	11,860,763.72	-	9,049,270.57	-	6,007,965.71	
III. Special Purpose Funds		-	1,690,645.00	1,690,645.00	-	1,690,645.00	-	-	1,690,645.00	-	1,690,644.64	-	-	1,690,644.64	-	1,690,644.64	-	-	1,690,644.64	-	0.36	-	-	
Pension and Gratuity Fund	1101407	-	1,690,645.00	1,690,645.00	-	1,690,645.00	-	-	1,690,645.00	-	1,690,644.64	-	-	1,690,644.64	-	1,690,644.64	-	-	1,690,644.64	-	0.36	-	-	
Personnel Services	5010000000	-	1,690,645.00	1,690,645.00	-	1,690,645.00	-	-	1,690,645.00	-	1,690,644.64	-	-	1,690,644.64	-	1,690,644.64	-	-	1,690,644.64	-	0.36	-	-	
Other Personnel Benefits	5010400000	-	1,690,645.00	1,690,645.00	-	1,690,645.00	-	-	1,690,645.00	-	1,690,644.64	-	-	1,690,644.64	-	1,690,644.64	-	-	1,690,644.64	-	0.36	-	-	
Terminal Leave Benefits	-	-	1,690,645.00	1,690,645.00	-	1,690,645.00	-	-	1,690,645.00	-	1,690,644.64	-	-	1,690,644.64	-	1,690,644.64	-	-	1,690,644.64	-	0.36	-	-	
Terminal Leave Benefits - Civilian	5010403001	-	1,690,645.00	1,690,645.00	-	1,690,645.00	-	-	1,690,645.00	-	1,690,644.64	-	-	1,690,644.64	-	1,690,644.64	-	-	1,690,644.64	-	0.36	-	-	
GRAND TOTAL		1,795,917,000.00	(18,309,355.00)	1,777,607,645.00	1,765,917,000.00	1,690,645.00	-	10,000,000	1,777,607,645.00	497,561,964.56	690,031,369.98	-	-	1,187,593,334.54	147,519,839.26	449,194,994.68	-	-	596,714,833.94	-	590,014,310.46	-	590,878,500.60	


CERTIFIED CORRECT:


LEONILA D. CAIZ
 Head, Budget Unit

CERTIFIED CORRECT:


GILLIAN ROSE L. SALUIB
 OIC-Head, Accounting Unit

APPROVED BY:


REMELYN R. RECOTER, MNSA, CESO III
 Director IV

LIST OF ALLOTMENTS AND SUB-ALLOTMENTS
As at the Quarter Ending June 30, 2024

Department: Department of Agriculture (DA)
Agency : Office of the Secretary
Operating Unit: Agricultural Training Institute
Organizational Code (UACS): 05 001 020001
Fund Cluster: 01 - Regular Agency Fund


- Current Year Appropriations
- Supplemental Appropriations
- Continuing Appropriations

No.	Allotment / Sub-Allotments		Funding Source		Allotment				Sub-Allotment to Regions/Operating Units				Total Allotments / Net of Sub-Allotments						
	Reference Number	Date	Description	UACS Code	PS	MOOE	FINEX	CO	PS	MOOE	FINEX	CO	PS	MOOE	FINEX	CO	TOTAL		
1	2	3	4	5	6	7	8	9	10 = (6+7+8+9)	11	12	13	14	15 = (11+12+13+14)	16	17	18	19	20 = (16+17+18+19)
A. Allotments Received From DBM																			
1	RA 11975 GAAAO	01-02-2024	2024 GAA	01101101	301,406,000.00	1,361,250,000.00		106,343,000.00	1,768,999,000.00						301,406,000.00	1,361,250,000.00	-	106,343,000.00	1,768,999,000.00
2	GARO No. 2024-1	01-02-2024	Retirement Life Insurance Premium	01104102	26,918,000.00				26,918,000.00						26,918,000.00				26,918,000.00
3	NBC No. 592 Annex A1	01-02-2024	Direct Release to Implementing Agencies	01101101		(30,000,000.00)			(30,000,000.00)							(30,000,000.00)			(30,000,000.00)
4	SARO-BMB-E-24-0003670	05-29-2024	TLB of 6 former employees of ATI	01101407	1,690,645.00				1,690,645.00						1,690,645.00				1,690,645.00
5									-						-				-
	Subtotal Allotment				330,014,645.00	1,331,250,000.00		106,343,000.00	1,767,607,645.00						330,014,645.00	1,331,250,000.00		106,343,000.00	1,767,607,645.00
B. Sub-Allotment Received From Central Office																			
1	ASA No. 2024-000092	06-28-2024	For the implementation of the Goat and Sheep Expansion Project per Memo dtd. May 3, 2024	01101101		10,000,000.00			10,000,000.00							10,000,000.00			10,000,000.00
									-						-				-
	Subtotal Allotment					10,000,000.00			10,000,000.00							10,000,000.00			10,000,000.00
TOTAL ALLOTMENT					330,014,645.00	1,341,250,000.00		106,343,000.00	1,777,607,645.00						330,014,645.00	1,341,250,000.00		106,343,000.00	1,777,607,645.00


Summary by Funding Source:

Specific Budgets of NGAs	01101101	301,406,000.00	1,341,250,000.00	-	106,343,000.00	1,748,999,000.00	-	-	-	-	-	-	301,406,000.00	1,341,250,000.00	-	106,343,000.00	1,748,999,000.00
Retirement and Life Insurance Premiums	01104102	26,918,000.00				26,918,000.00							26,918,000.00				26,918,000.00

CERTIFIED CORRECT:


LEONILA D. CAIZ
Head, Budget Unit

APPROVED BY:


REMELYN R. RECOTER, MNSA, CESO III
Director IV

STATEMENT OF APPROPRIATIONS, ALLOTMENTS, OBLIGATIONS, DISBURSEMENTS AND BALANCES
As at the Quarter Ending June 30, 2024

Department : Department of Agriculture (DA)
Agency/Entity : Office of the Secretary
Operating Unit : Agricultural Training Institute
Organization Code (UACS) : 05 001 020001
Fund Cluster : 01 - Regular Agency Fund

Current Year Appropriations
 Supplemental Appropriations
 Continuing Appropriations

Particulars	UACS CODE	Authorized Appropriation	Appropriation		Allotments					Current Year Obligations					Current Year Disbursements					Balances			
			Adjustments (Transfer To /From, Modifications/ Augmentations)	Adjusted Appropriations	Allotments Received	Adjustments (Reductions, Modifications/ Augmentations)	Transfer To	Transfer From	Adjusted Total Allotments	1st Quarter Ending Mar. 31	2nd Quarter Ending June 30	3rd Quarter Ending Sept. 30	4th Quarter Ending Dec. 31	Total	1st Quarter Ending Mar. 31	2nd Quarter Ending June 30	3rd Quarter Ending Sept. 30	4th Quarter Ending Dec. 31	Total	Unreleased Appropriations	Unobligated Allotment	Unpaid Obligations (15,20) = (23+24)	
																						Due & Demandable	Not Yet Due & Demandable
1	2	3	4	5=(3+4)	6	7	8	9	10=(6+7+8+9)	11	12	13	14	15=(11+12+13+14)	16	17	18	19	20=(16+17+18+19)	21=(5-10)	22=(16-15)	23	24
I. Agency Specific Budget		-	10,225,168.16	10,225,168.16	10,225,168.16	-	-	-	10,225,168.16	6,007,394.29	1,653,686.86	-	-	7,661,081.15	1,877,813.46	1,869,376.27	-	-	3,747,189.73	-	2,564,087.01	-	3,913,891.42
Specific Budgets of National Government Agencies	1102101	-	10,225,168.16	10,225,168.16	10,225,168.16	-	-	-	10,225,168.16	6,007,394.29	1,653,686.86	-	-	7,661,081.15	1,877,813.46	1,869,376.27	-	-	3,747,189.73	-	2,564,087.01	-	3,913,891.42
General Administration and Support	1000000000000000	-	34,980.27	34,980.27	34,980.27	-	-	-	34,980.27	11,172.04	23,808.23	-	-	34,980.27	10,171.77	1,000.27	-	-	11,172.04	-	(0.00)	-	23,808.23
General management and supervision	100000100001000	-	34,980.27	34,980.27	34,980.27	-	-	-	34,980.27	11,172.04	23,808.23	-	-	34,980.27	10,171.77	1,000.27	-	-	11,172.04	-	(0.00)	-	23,808.23
MOOE			34,980.27	34,980.27	34,980.27	-	-	-	34,980.27	11,172.04	23,808.23	-	-	34,980.27	10,171.77	1,000.27	-	-	11,172.04	-	(0.00)	-	23,808.23
Sub-Total, General Administration and Support		0.00	34,980.27	34,980.27	34,980.27	0.00	0.00	0.00	34,980.27	11,172.04	23,808.23	0.00	0.00	34,980.27	10,171.77	1,000.27	0.00	0.00	11,172.04	0.00	(0.00)	0.00	23,808.23
MOOE		0.00	34,980.27	34,980.27	34,980.27	0.00	0.00	0.00	34,980.27	11,172.04	23,808.23	0.00	0.00	34,980.27	10,171.77	1,000.27	0.00	0.00	11,172.04	0.00	(0.00)	0.00	23,808.23
Support to Operations	2000000000000000	0.00	618,389.84	618,389.84	618,389.84	0.00	0.00	0.00	618,389.84	0.00	30,000.00	0.00	0.00	30,000.00	0.00	30,000.00	0.00	0.00	30,000.00	0.00	588,389.84	0.00	0.00
Information and Communication Technology (ICT) management support	200000100003000	0.00	59,000.00	59,000.00	59,000.00	0.00	0.00	0.00	59,000.00	0.00	30,000.00	0.00	0.00	30,000.00	0.00	30,000.00	0.00	0.00	30,000.00	0.00	29,000.00	0.00	0.00
MOOE			30,000.00	30,000.00	30,000.00	-	-	-	30,000.00	-	30,000.00	-	-	30,000.00	-	30,000.00	-	-	30,000.00	-	-	-	0.00
CO			29,000.00	29,000.00	29,000.00	-	-	-	29,000.00	-	-	-	-	-	-	-	-	-	-	-	-	29,000.00	0.00
Field program management activities	200000100009000	0.00	559,389.84	559,389.84	559,389.84	-	-	-	559,389.84	-	-	-	-	-	-	-	-	-	-	-	559,389.84	-	0.00
MOOE			559,389.84	559,389.84	559,389.84	-	-	-	559,389.84	-	-	-	-	-	-	-	-	-	-	-	-	559,389.84	0.00
Sub-Total, Support to Operations		0.00	618,389.84	618,389.84	618,389.84	-	-	-	618,389.84	-	30,000.00	-	-	30,000.00	-	30,000.00	-	-	30,000.00	-	588,389.84	-	0.00
MOOE		0.00	589,389.84	589,389.84	589,389.84	0.00	0.00	0.00	589,389.84	0.00	30,000.00	0.00	0.00	30,000.00	0.00	30,000.00	0.00	0.00	30,000.00	0.00	559,389.84	0.00	0.00
CO		0.00	29,000.00	29,000.00	29,000.00	0.00	0.00	0.00	29,000.00	0.00	0.00	0.00	0.00	0.00	0.00	0.00	0.00	0.00	0.00	0.00	29,000.00	0.00	0.00
Operations	3000000000000000	0.00	9,571,798.05	9,571,798.05	9,571,798.05	0.00	0.00	0.00	9,571,798.05	5,996,222.25	1,599,878.63	0.00	0.00	7,596,100.88	1,867,641.69	1,838,376.00	0.00	0.00	3,706,017.69	0.00	1,975,697.17	0.00	3,890,083.19
OO : Productivity in the agricultural sector increased	3100000000000000	0.00	9,571,798.05	9,571,798.05	9,571,798.05	0.00	0.00	0.00	9,571,798.05	5,996,222.25	1,599,878.63	0.00	0.00	7,596,100.88	1,867,641.69	1,838,376.00	0.00	0.00	3,706,017.69	0.00	1,975,697.17	0.00	3,890,083.19
TECHNICAL AND SUPPORT SERVICES PROGRAM	3101000000000000	0.00	9,010,976.10	9,010,976.10	9,010,976.10	0.00	0.00	0.00	9,010,976.10	5,861,669.80	1,189,350.13	0.00	0.00	7,051,019.93	1,747,489.24	1,476,493.50	0.00	0.00	3,223,982.74	0.00	1,959,956.17	0.00	3,827,037.19
EXTENSION SUPPORT, EDUCATION AND TRAINING SERVICES (ESETS) SUB-PROGRAM	3101030000000000	0.00	9,010,976.10	9,010,976.10	9,010,976.10	0.00	0.00	0.00	9,010,976.10	5,861,669.80	1,189,350.13	-	-	7,051,019.93	1,747,489.24	1,476,493.50	-	-	3,223,982.74	-	1,959,956.17	-	3,827,037.19
ESETS on the National Rice Program	310103100001000	0.00	4,127,612.95	4,127,612.95	4,127,612.95	0.00	0.00	0.00	4,127,612.95	2,362,860.04	88,105.75	0.00	0.00	2,450,965.79	472,481.48	25,887.00	0.00	0.00	498,368.48	0.00	1,676,647.16	0.00	1,952,597.31
MOOE			4,127,612.95	4,127,612.95	4,127,612.95	-	-	-	4,127,612.95	2,362,860.04	88,105.75	-	-	2,450,965.79	472,481.48	25,887.00	-	-	498,368.48	-	1,676,647.16	-	1,952,597.31
ESETS on the National Livestock Program	310103100002000	0.00	0.01	0.01	0.01	-	-	-	0.01	-	-	-	-	-	-	-	-	-	-	-	0.01	-	0.00
CO			0.01	0.01	0.01	-	-	-	0.01	-	-	-	-	-	-	-	-	-	-	-	0.01	-	0.00
ESETS on the National Corn Program	310103100003000	0.00	156,157.01	156,157.01	156,157.01	-	-	-	156,157.01	120,969.00	35,188.01	-	-	156,157.01	120,969.00	34,440.59	-	-	155,409.59	-	-	-	747.42
MOOE			156,157.01	156,157.01	156,157.01	-	-	-	156,157.01	120,969.00	35,188.01	-	-	156,157.01	120,969.00	34,440.59	-	-	155,409.59	-	-	-	747.42
ESETS on the National High-Value Crops Development Program	310103100004000	0.00	7,213.71	7,213.71	7,213.71	-	-	-	7,213.71	6,801.15	412.56	-	-	7,213.71	5,001.15	-	-	-	5,001.15	-	(0.00)	-	2,212.56
MOOE			7,213.71	7,213.71	7,213.71	-	-	-	7,213.71	6,801.15	412.56	-	-	7,213.71	5,001.15	-	-	-	5,001.15	-	(0.00)	-	2,212.56
ESETS on the Promotion and Development of Organic Agriculture Program	310103100005000	0.00	63,975.20	63,975.20	63,975.20	-	-	-	63,975.20	9,375.20	54,600.00	-	-	63,975.20	9,375.20	54,600.00	-	-	63,975.20	-	-	-	0.00
MOOE			63,975.20	63,975.20	63,975.20	-	-	-	63,975.20	9,375.20	54,600.00	-	-	63,975.20	9,375.20	54,600.00	-	-	63,975.20	-	-	-	0.00
Other extension support, education and training services activities	310103100006000	0.00	4,652,605.72	4,652,605.72	4,652,605.72	-	-	-	4,652,605.72	3,358,252.91	1,011,043.81	-	-	4,369,296.72	1,136,250.91	1,361,565.91	-	-	2,497,816.82	-	283,309.00	-	1,871,479.90
MOOE			4,652,605.72	4,652,605.72	4,652,605.72	-	-	-	4,652,605.72	3,358,252.91	1,011,043.81	-	-	4,369,296.72	1,136,250.91	1,361,565.91	-	-	2,497,816.82	-	283,309.00	-	1,871,479.90
ESETS on the National Urban and Peri - Urban Agriculture Program	310103100009000	0.00	3,411.50	3,411.50	3,411.50	-	-	-	3,411.50	3,411.50	-	-	-	3,411.50	3,411.50	-	-	-	3,411.50	-	-	-	0.00
MOOE			3,411.50	3,411.50	3,411.50	-	-	-	3,411.50	3,411.50	-	-	-	3,411.50	3,411.50	-	-	-	3,411.50	-	-	-	0.00
LOCALLY-FUNDED AND FOREIGN-ASSISTED PROGRAM	3105000000000000	0.00	560,821.95	560,821.95	560,821.95	-	-	-	560,821.95	134,552.45	410,528.50	-	-	545,080.95	120,152.45	361,882.50	-	-	482,034.95	-	15,741.00	-	63,046.00
Binhi ng Pag-asa Program	310500200051000	0.00	560,821.95	560,821.95	560,821.95	-	-	-	560,821.95	134,552.45	410,528.50	-	-	545,080.95	120,152.45	361,882.50	-	-	482,034.95	-	15,741.00	-	63,046.00
MOOE			545,080.95	545,080.95	545,080.95	-	-	-	545,080.95	134,552.45	410,528.50	-	-	545,080.95	120,152.45	361,882.50	-	-	482,034.95	-	-	-	63,046.00
CO			15,741.00	15,741.00	15,741.00	-	-	-	15,741.00	-	-	-	-	-	-	-	-	-	-	-	15,741.00	-	0.00
Sub-Total, Operations		0.00	9,571,798.05	9,571,798.05	9,571,798.05	-	-	-	9,571,798.05	5,996,222.25	1,599,878.63	-	-	7,596,100.88	1,867,641.69	1,838,376.00	-	-	3,706,017.69	-	1,975,697.17	-	3,890,083.19
MOOE		0.00	9,556,057.04	9,556,057.04	9,556,057.04	0.00	0.00	0.00	9,556,057.04	5,996,222.25	1,599,878.63	0.00	0.00	7,596,100.88	1,867,641.69	1,838,376.00	0.00	0.00	3,706,017.69	0.00	1,959,956.16	0.00	3,890,083.19
CO		0.00	15,741.01	15,741.01	15,741.01	0.00	0.00	0.00	15,741.01	0.00	0.00	0.00	0.00	0.00	0.00	0.00	0.00	0.00	0.00	0.00	15,741.01	0.00	0.00
Sub-Total, I. Agency Specific Budget		0.00	10,225,168.16	10,																			

LIST OF ALLOTMENTS AND SUB-ALLOTMENTS
As at the Quarter Ending June 30, 2024

Department: Department of Agriculture (DA)
 Agency : Office of the Secretary
 Operating Unit: Agricultural Training Institute
 Organizational Code (UACS): 05 001 0200001
 Fund Cluster: 01 - Regular Agency Fund


- Current Year Appropriations
- Supplemental Appropriations
- Continuing Appropriations

No.	Allotment / Sub-Allotments		Funding Source		Allotment					Sub-Allotment to Regions/Operating Units					Total Allotments / Net of Sub-Allotments				
	Reference Number	Date	Description	UACS Code	PS	MOOE	FINEX	CO	TOTAL	PS	MOOE	FINEX	CO	TOTAL	PS	MOOE	FINEX	CO	TOTAL
1	2	3	4	5	6	7	8	9	10 = (6+7+8+9)	11	12	13	14	15 = (11+12+13+14)	16	17	18	19	20 = (16+17+18+19)
A. Allotments Received From DBM																			
1	RA 11936 GAA 2023	01-02-2024	2022 GAA	01102101		10,180,427.15		44,741.01	10,225,168.16						-	10,180,427.15	-	44,741.01	10,225,168.16
2									-						-	-	-	-	-
	Subtotal Allotment				-	10,180,427.15	-	44,741.01	10,225,168.16	-	-	-	-	-	-	10,180,427.15	-	44,741.01	10,225,168.16
TOTAL ALLOTMENT					-	10,180,427.15	-	44,741.01	10,225,168.16	-	-	-	-	-	-	10,180,427.15	-	44,741.01	10,225,168.16


Summary by Funding Source:

Specific Budgets of NGAs	01102101	-	10,180,427.15	-	44,741.01	10,225,168.16	-	-	-	-	-	-	-	-	10,180,427.15	-	44,741.01	10,225,168.16
--------------------------	----------	---	---------------	---	-----------	---------------	---	---	---	---	---	---	---	---	---------------	---	-----------	---------------

CERTIFIED CORRECT:


LEONILA D. CAIZ
 Head, Budget Unit

APPROVED BY:


REMELYN R. RECOTER, MNSA, CESO III
 Director IV

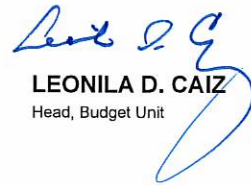
STATEMENT OF APPROPRIATIONS, ALLOTMENTS, OBLIGATIONS, DISBURSEMENTS AND BALANCES
As at the Quarter Ending June 30, 2024

Department : Department of Agriculture (DA)
 Agency/Entity : Office of the Secretary
 Operating Unit : Agricultural Training Institute
 Organization Code (UACS) : 05 001 0200001
 Fund Cluster : Fund Cluster: 03 - Special Account - Locally Funded

- Current Year Appropriations
- Supplemental Appropriations
- Continuing Appropriations

Particulars	UACS CODE	Appropriation			Allotments		Current Year Obligations					Current Year Disbursements					Balances						
		Authorized Appropriation	Adjustments (Transfer To) /From, Modifications/ Augmentations)	Adjusted Appropriations	Allotments Received	Adjustments (Reductions, Modifications/ Augmentations)	Transfer To	Transfer From	Adjusted Total Allotments	1st Quarter Ending Mar. 31	2nd Quarter Ending June 30	3rd Quarter Ending Sept. 30	4th Quarter Ending Dec. 31	Total	1st Quarter Ending Mar. 31	2nd Quarter Ending June 30	3rd Quarter Ending Sept. 30	4th Quarter Ending Dec. 31	Total	Unreleased Appropriations	Unobligated Allotment	Unpaid Obligations (15-20) = (23+24)	
																						Due & Demandable	Not Yet Due & Demandable
1	2	3	4	5=(3+4)	6	7	8	9	10=(6+7+8+9)	11	12	13	14	15=(11+12+13+14)	16	17	18	19	20=(16+17+18+19)	21=(5-10)	22=(10-15)	23	24
II. Automatic Appropriations		-	100,000,000.00	100,000,000.00	-	100,000,000.00	-	-	100,000,000.00	28,048,087.04	47,429,784.07	-	-	75,477,871.11	10,637,439.92	35,238,959.07	-	-	45,876,398.99	-	24,522,128.89	-	29,601,472.12
Rice Competitiveness Enhancement Fund	3104393	0.00	100,000,000.00	100,000,000.00	0.00	100,000,000.00	0.00	0.00	100,000,000.00	28,048,087.04	47,429,784.07	0.00	0.00	75,477,871.11	10,637,439.92	35,238,959.07	0.00	0.00	45,876,398.99	0.00	24,522,128.89	0.00	29,601,472.12
Operations	3000000000000000	0.00	100,000,000.00	100,000,000.00	0.00	100,000,000.00	0.00	0.00	100,000,000.00	28,048,087.04	47,429,784.07	0.00	0.00	75,477,871.11	10,637,439.92	35,238,959.07	0.00	0.00	45,876,398.99	0.00	24,522,128.89	0.00	29,601,472.12
OO : Productivity in the agricultural sector increased	3100000000000000	0.00	100,000,000.00	100,000,000.00	0.00	100,000,000.00	0.00	0.00	100,000,000.00	28,048,087.04	47,429,784.07	0.00	0.00	75,477,871.11	10,637,439.92	35,238,959.07	0.00	0.00	45,876,398.99	0.00	24,522,128.89	0.00	29,601,472.12
Rice Competitiveness Enhancement Fund	3106000000000000	0.00	100,000,000.00	100,000,000.00	0.00	100,000,000.00	0.00	0.00	100,000,000.00	28,048,087.04	47,429,784.07	0.00	0.00	75,477,871.11	10,637,439.92	35,238,959.07	0.00	0.00	45,876,398.99	0.00	24,522,128.89	0.00	29,601,472.12
Rice Competitiveness Enhancement Fund	3106001000000000	0.00	100,000,000.00	100,000,000.00	0.00	100,000,000.00	0.00	0.00	100,000,000.00	28,048,087.04	47,429,784.07	0.00	0.00	75,477,871.11	10,637,439.92	35,238,959.07	0.00	0.00	45,876,398.99	0.00	24,522,128.89	0.00	29,601,472.12
Rice Extension Services	310600100003000	0.00	100,000,000.00	100,000,000.00	0.00	100,000,000.00	0.00	0.00	100,000,000.00	28,048,087.04	47,429,784.07	0.00	0.00	75,477,871.11	10,637,439.92	35,238,959.07	0.00	0.00	45,876,398.99	0.00	24,522,128.89	0.00	29,601,472.12
MOOE		0.00	100,000,000.00	100,000,000.00	0.00	100,000,000.00	0.00	0.00	100,000,000.00	28,048,087.04	47,429,784.07	0.00	0.00	75,477,871.11	10,637,439.92	35,238,959.07	0.00	0.00	45,876,398.99	0.00	24,522,128.89	0.00	29,601,472.12
Sub-total II. Automatic Appropriations		0.00	100,000,000.00	100,000,000.00	0.00	100,000,000.00	0.00	0.00	100,000,000.00	28,048,087.04	47,429,784.07	0.00	0.00	75,477,871.11	10,637,439.92	35,238,959.07	0.00	0.00	45,876,398.99	0.00	24,522,128.89	0.00	29,601,472.12
MOOE		0.00	100,000,000.00	100,000,000.00	0.00	100,000,000.00	0.00	0.00	100,000,000.00	28,048,087.04	47,429,784.07	0.00	0.00	75,477,871.11	10,637,439.92	35,238,959.07	0.00	0.00	45,876,398.99	0.00	24,522,128.89	0.00	29,601,472.12
GRAND TOTAL		0.00	100,000,000.00	100,000,000.00	0.00	100,000,000.00	0.00	0.00	100,000,000.00	28,048,087.04	47,429,784.07	0.00	0.00	75,477,871.11	10,637,439.92	35,238,959.07	0.00	0.00	45,876,398.99	0.00	24,522,128.89	0.00	29,601,472.12
MOOE		0.00	100,000,000.00	100,000,000.00	0.00	100,000,000.00	0.00	0.00	100,000,000.00	28,048,087.04	47,429,784.07	0.00	0.00	75,477,871.11	10,637,439.92	35,238,959.07	0.00	0.00	45,876,398.99	0.00	24,522,128.89	0.00	29,601,472.12


CERTIFIED CORRECT:


LEONILA D. CAIZ
 Head, Budget Unit

CERTIFIED CORRECT:


GILLIAN ROSEL SALUIB
 OIC-Head, Accounting Unit

APPROVED BY:


REMELYN R. RECOTER, MNSA, CESO III
 Director IV

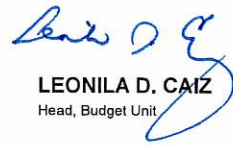
STATEMENT OF APPROPRIATIONS, ALLOTMENTS, OBLIGATIONS, DISBURSEMENTS AND BALANCES
As at the Quarter Ending June 30, 2024

Department : Department of Agriculture (DA)
 Agency/Entity : Office of the Secretary
 Operating Unit : Agricultural Training Institute
 Organization Code (UACS) : 05 001 0200001
 Fund Cluster : Fund Cluster: 03 - Special Account - Locally Funded

- Current Year Appropriations
- Supplemental Appropriations
- Continuing Appropriations

Particulars	UACS CODE	Appropriation			Allotments			Current Year Obligations					Current Year Disbursements					Balances					
		Authorized Appropriation	Adjustments (Transfer (To)/From, Modifications/ Augmentations)	Adjusted Appropriations	Allotments Received	Adjustments (Reductions, Modifications/ Augmentations)	Transfer To	Transfer From	Adjusted Total Allotments	1st Quarter Ending Mar. 31	2nd Quarter Ending June 30	3rd Quarter Ending Sept. 30	4th Quarter Ending Dec. 31	Total	1st Quarter Ending Mar. 31	2nd Quarter Ending June 30	3rd Quarter Ending Sept. 30	4th Quarter Ending Dec. 31	Total	Unreleased Appropriations	Unobligated Allotment	Unpaid Obligations	
																						Due and Demandable	Not Yet Due and Demandable
1	2	3	4	5=(3+4)	6	7	8	9	10 = [(6+(-)-)-8+9]	11	12	13	14	15 = 11 + 12+13+14	16	17	18	19	20 = 16 + 17+18+19	21=(5-10)	22=(10-15)	23	24
II. Automatic Appropriations		-	100,000,000.00	100,000,000.00	-	100,000,000.00	-	-	100,000,000.00	28,048,087.04	47,429,784.07	-	-	75,477,871.11	10,637,439.92	35,238,959.07	-	-	45,876,398.99	-	24,522,128.89	-	29,601,472.12
Rice Competitiveness Enhancement Fund	3104393	0.00	100,000,000.00	100,000,000.00	0.00	100,000,000.00	0.00	0.00	100,000,000.00	28,048,087.04	47,429,784.07	0.00	0.00	75,477,871.11	10,637,439.92	35,238,959.07	0.00	0.00	45,876,398.99	0.00	24,522,128.89	0.00	29,601,472.12
Maintenance and Other Operating Expenses	502000000	0.00	100,000,000.00	100,000,000.00	0.00	100,000,000.00	0.00	0.00	100,000,000.00	28,048,087.04	47,429,784.07	0.00	0.00	75,477,871.11	10,637,439.92	35,238,959.07	0.00	0.00	45,876,398.99	0.00	24,522,128.89	0.00	29,601,472.12
Traveling Expenses	502010000	0.00	3,725,000.00	3,725,000.00	0.00	3,725,000.00	0.00	0.00	3,725,000.00	302,334.40	747,051.44	0.00	0.00	1,049,385.84	279,049.80	547,356.70	0.00	0.00	826,406.50	0.00	2,675,614.16	0.00	222,979.34
Traveling Expenses - Local	5020101000	0.00	3,725,000.00	3,725,000.00	0.00	3,725,000.00	0.00	0.00	3,725,000.00	302,334.40	747,051.44	0.00	0.00	1,049,385.84	279,049.80	547,356.70	0.00	0.00	826,406.50	0.00	2,675,614.16	0.00	222,979.34
Training and Scholarship Expenses	502020000	0.00	85,839,500.00	85,839,500.00	0.00	85,839,500.00	0.00	0.00	85,839,500.00	25,038,017.39	41,579,155.87	0.00	0.00	66,617,173.26	8,753,037.52	31,427,131.67	0.00	0.00	40,180,169.19	0.00	19,222,326.74	0.00	26,437,004.07
Training Expenses	5020201000	0.00	85,839,500.00	85,839,500.00	0.00	85,839,500.00	0.00	0.00	85,839,500.00	25,038,017.39	41,579,155.87	0.00	0.00	66,617,173.26	8,753,037.52	31,427,131.67	0.00	0.00	40,180,169.19	0.00	19,222,326.74	0.00	26,437,004.07
Professional Services	502110000	0.00	5,815,500.00	5,815,500.00	0.00	5,815,500.00	0.00	0.00	5,815,500.00	2,492,687.25	2,094,080.76	0.00	0.00	4,586,768.01	1,605,352.60	1,843,133.70	0.00	0.00	3,448,486.30	0.00	1,228,731.99	0.00	1,138,281.71
Other Professional Services	5021199000	0.00	5,815,500.00	5,815,500.00	0.00	5,815,500.00	0.00	0.00	5,815,500.00	2,492,687.25	2,094,080.76	0.00	0.00	4,586,768.01	1,605,352.60	1,843,133.70	0.00	0.00	3,448,486.30	0.00	1,228,731.99	0.00	1,138,281.71
Financial Assistance/Subsidy	5021405000	0.00	4,050,000.00	4,050,000.00	0.00	4,050,000.00	0.00	0.00	4,050,000.00	215,048.00	2,609,496.00	0.00	0.00	2,824,544.00	0.00	1,421,337.00	0.00	0.00	1,421,337.00	0.00	1,225,456.00	0.00	1,403,207.00
Assistance to NGOs/CSOs	5021405000	0.00	4,050,000.00	4,050,000.00	0.00	4,050,000.00	0.00	0.00	4,050,000.00	215,048.00	2,609,496.00	0.00	0.00	2,824,544.00	0.00	1,421,337.00	0.00	0.00	1,421,337.00	0.00	1,225,456.00	0.00	1,403,207.00
Other Maintenance and Operating Expenses	502990000	0.00	570,000.00	570,000.00	0.00	570,000.00	0.00	0.00	570,000.00	0.00	400,000.00	0.00	0.00	400,000.00	0.00	0.00	0.00	0.00	0.00	0.00	170,000.00	0.00	400,000.00
Printing and Publication Expenses	5029902000	0.00	570,000.00	570,000.00	0.00	570,000.00	0.00	0.00	570,000.00	0.00	400,000.00	0.00	0.00	400,000.00	0.00	0.00	0.00	0.00	0.00	0.00	170,000.00	0.00	400,000.00
GRAND TOTAL		0.00	100,000,000.00	100,000,000.00	0.00	100,000,000.00	0.00	0.00	100,000,000.00	28,048,087.04	47,429,784.07	0.00	0.00	75,477,871.11	10,637,439.92	35,238,959.07	0.00	0.00	45,876,398.99	0.00	24,522,128.89	0.00	29,601,472.12


CERTIFIED CORRECT:


LEONILA D. CAIZ
 Head, Budget Unit

CERTIFIED CORRECT:


GILLIAN ROSE L. SALUIB
 OIC-Head, Accounting Unit

APPROVED BY:


REMELYN R. RECOTER, MNSA, CESO III
 Director IV

LIST OF ALLOTMENTS AND SUB-ALLOTMENTS
As at the Quarter Ending June 30, 2024


Department: Department of Agriculture (DA)
Agency : Office of the Secretary
Operating Unit: Agricultural Training Institute
Organizational Code (UACS): 05 001 0200001
Fund Cluster: 03 - Special Account - Locally Funded

- Current Year Appropriations
- Supplemental Appropriations
- Continuing Appropriations


No.	Allotment / Sub-Allotments		Funding Source		Allotments					Sub-Allotment to Regions/Operating Units					Total Allotments / Net of Sub-Allotments				
	Number	Date	Description	UACS Code	PS	MOOE	FINEX	CO	Total	PS	MOOE	FINEX	CO	Total	PS	MOOE	FINEX	CO	Total
1	2	3	4	5	6	7	8	9	10= (6+7+8+9)	11	12	13	14	15= (11+12+13+14)	16	17	18	19	20= (16+17+18+19)
Received from DBM																			
1	NBC 590 Annex A-2 of 2023 GAA	01-02-2024	GAA to Automatic Appropriations	03104393		100,000,000.00			100,000,000.00					-	-	100,000,000.00	-	-	100,000,000.00
2									-					-	-	-	-	-	-
	Sub-total					100,000,000.00			100,000,000.00					-	-	100,000,000.00			100,000,000.00
						100,000,000.00			100,000,000.00					-	-	100,000,000.00			100,000,000.00

Summary by Funding Source Code:
Rice Competitiveness Enhancement Fund 03104393 - 100,000,000.00 - - 100,000,000.00 - - - - - - 100,000,000.00 - - - 100,000,000.00

CERTIFIED CORRECT:


LEONILA D. CAIZ
Head, Budget Unit

APPROVED BY:


REMELYN R. RECOTER, MNSA, CESO III
Director IV

STATEMENT OF APPROPRIATIONS, ALLOTMENTS, OBLIGATIONS, DISBURSEMENTS AND BALANCES
As at the Quarter Ending June 30, 2024

Department : Department of Agriculture (DA)
Agency/Entity : Office of the Secretary
Operating Unit : Agricultural Training Institute
Organization Code (UACS) : 05 001 0200001
Fund Cluster : Fund Cluster: 03 - Special Account - Locally Funded

- Current Year Appropriations
- Supplemental Appropriations
- Continuing Appropriations

Particulars	UACS CODE	Appropriation			Allotments					Current Year Obligations					Current Year Disbursements				Balances				
		Authorized Appropriation	Adjustments (Transfer To) / From, Modifications/ Augmentations)	Adjusted Appropriations	Allotments Received	Adjustments (Reductions, Modifications/ Augmentations)	Transfer To	Transfer From	Adjusted Total Allotments	1st Quarter Ending Mar. 31	2nd Quarter Ending June 30	3rd Quarter Ending Sept. 30	4th Quarter Ending Dec. 31	Total	1st Quarter Ending Mar. 31	2nd Quarter Ending June 30	3rd Quarter Ending Sept. 30	4th Quarter Ending Dec. 31	Total	Unreleased Appropriations	Unobligated Allotment	Unpaid Obligations (15-20) = (23+24)	
																						Due & Demandable	Not Yet Due & Demandable
1	2	3	4	5=(3+4)	6	7	8	9	10 =6+7+8+9	11	12	13	14	15=11+12+13+14	16	17	18	19	20=16+17+18+19	21=(5-10)	22=(10-15)	23	24
II. Automatic Appropriations		-	705,460.48	705,460.48	705,460.48	-	-	-	705,460.48	6,114.00	699,346.48	-	-	705,460.48	6,114.00	335,613.79	-	-	341,727.79	-	-	-	363,732.69
Rice Competitiveness Enhancement Fund	3104393	-	705,460.48	705,460.48	705,460.48	-	-	-	705,460.48	6,114.00	699,346.48	-	-	705,460.48	6,114.00	335,613.79	-	-	341,727.79	-	-	-	363,732.69
Operations	3000000000000000	-	705,460.48	705,460.48	705,460.48	-	-	-	705,460.48	6,114.00	699,346.48	-	-	705,460.48	6,114.00	335,613.79	-	-	341,727.79	-	-	-	363,732.69
OO : Productivity in the agricultural sector increased	3100000000000000	-	705,460.48	705,460.48	705,460.48	-	-	-	705,460.48	6,114.00	699,346.48	-	-	705,460.48	6,114.00	335,613.79	-	-	341,727.79	-	-	-	363,732.69
Rice Competitiveness Enhancement Fund	3106000000000000	-	705,460.48	705,460.48	705,460.48	-	-	-	705,460.48	6,114.00	699,346.48	-	-	705,460.48	6,114.00	335,613.79	-	-	341,727.79	-	-	-	363,732.69
Rice Competitiveness Enhancement Fund	3106001000000000	-	705,460.48	705,460.48	705,460.48	-	-	-	705,460.48	6,114.00	699,346.48	-	-	705,460.48	6,114.00	335,613.79	-	-	341,727.79	-	-	-	363,732.69
Rice Competitiveness Enhancement Fund	3106001000030000	-	705,460.48	705,460.48	705,460.48	-	-	-	705,460.48	6,114.00	699,346.48	-	-	705,460.48	6,114.00	335,613.79	-	-	341,727.79	-	-	-	363,732.69
MOOE		-	705,460.48	705,460.48	705,460.48	-	-	-	705,460.48	6,114.00	699,346.48	-	-	705,460.48	6,114.00	335,613.79	-	-	341,727.79	-	-	-	363,732.69
Sub-total II. Automatic Appropriations		-	705,460.48	705,460.48	705,460.48	-	-	-	705,460.48	6,114.00	699,346.48	-	-	705,460.48	6,114.00	335,613.79	-	-	341,727.79	-	-	-	363,732.69
MOOE		-	705,460.48	705,460.48	705,460.48	-	-	-	705,460.48	6,114.00	699,346.48	-	-	705,460.48	6,114.00	335,613.79	-	-	341,727.79	-	-	-	363,732.69
GRAND TOTAL		-	705,460.48	705,460.48	705,460.48	-	-	-	705,460.48	6,114.00	699,346.48	-	-	705,460.48	6,114.00	335,613.79	-	-	341,727.79	-	-	-	363,732.69
MOOE		-	705,460.48	705,460.48	705,460.48	-	-	-	705,460.48	6,114.00	699,346.48	-	-	705,460.48	6,114.00	335,613.79	-	-	341,727.79	-	-	-	363,732.69


CERTIFIED CORRECT:


LEONILA D. CAIZ
Head, Budget Unit

CERTIFIED CORRECT:


GILLIAN ROSE L. SALUIB
OIC-Head, Accounting Unit

APPROVED BY:


REMELYN R. RECOTER, MNSA, CESO III
Director IV


STATEMENT OF APPROPRIATIONS, ALLOTMENTS, OBLIGATIONS, DISBURSEMENTS AND BALANCES
As at the Quarter Ending June 30, 2024

Department : Department of Agriculture (DA)
Agency/Entity : Office of the Secretary
Operating Unit : Agricultural Training Institute
Organization Code (UACS) : 05 001 0200001
Fund Cluster : Fund Cluster: 03 - Special Account - Locally Funded

- Current Year Appropriations
- Supplemental Appropriations
- Continuing Appropriations

Particulars	UACS CODE	Appropriation			Allotments					Current Year Obligations					Current Year Disbursements					Balances			
		Authorized Appropriation	Adjustments (Transfer To/From, Modifications/ Augmentations)	Adjusted Appropriations	Allotments Received	Adjustments (Reductions, Modifications/ Augmentations)	Transfer To	Transfer From	Adjusted Total Allotments	1st Quarter Ending Mar. 31	2nd Quarter Ending June 30	3rd Quarter Ending Sept. 30	4th Quarter Ending Dec. 31	Total	1st Quarter Ending Mar. 31	2nd Quarter Ending June 30	3rd Quarter Ending Sept. 30	4th Quarter Ending Dec. 31	Total	Unreleased Appropriations	Unobligated Allotment	Unpaid Obligations (15-20) = (23+24)	
																						Due and Demandable	Not Yet Due and Demandable
1	2	3	4	5=(3+4)	6	7	8	9	10 = [(6+(-7))-8+9]	11	12	13	14	15 = 11 + 12+13+14	16	17	18	19	20 = 16 + 17+18+19	21=(5-10)	22=(10-15)	23	24
II. Automatic Appropriations		-	705,460.48	705,460.48	705,460.48	(0.00)	-	-	705,460.48	6,114.00	699,346.48	-	-	705,460.48	6,114.00	335,613.79	-	-	341,727.79	-	-	-	363,732.69
Rice Competitiveness Enhancement Fund	3104393	-	705,460.48	705,460.48	705,460.48	(0.00)	-	-	705,460.48	6,114.00	699,346.48	-	-	705,460.48	6,114.00	335,613.79	-	-	341,727.79	-	-	-	363,732.69
Maintenance and Other Operating Expenses	5020000000	-	705,460.48	705,460.48	705,460.48	(0.00)	-	-	705,460.48	6,114.00	699,346.48	-	-	705,460.48	6,114.00	335,613.79	-	-	341,727.79	-	-	-	363,732.69
Traveling Expenses	5020100000	-	4,818.25	4,818.25	66,381.02	(61,562.77)	-	-	4,818.25	4,818.25	-	-	-	4,818.25	4,818.25	-	-	-	4,818.25	-	-	-	-
Traveling Expenses - Local	5020101000	-	4,818.25	4,818.25	66,381.02	(61,562.77)	-	-	4,818.25	4,818.25	-	-	-	4,818.25	4,818.25	-	-	-	4,818.25	-	-	-	-
Training and Scholarship Expenses	5020200000	-	700,642.23	700,642.23	635,760.89	64,881.34	-	-	700,642.23	1,295.75	699,346.48	-	-	700,642.23	1,295.75	335,613.79	-	-	336,909.54	-	0.00	-	363,732.69
Training Expenses		-	700,642.23	700,642.23	635,760.89	64,881.34	-	-	700,642.23	1,295.75	699,346.48	-	-	700,642.23	1,295.75	335,613.79	-	-	336,909.54	-	0.00	-	363,732.69
Training Expenses	5020201002	-	700,642.23	700,642.23	635,760.89	64,881.34	-	-	700,642.23	1,295.75	699,346.48	-	-	700,642.23	1,295.75	335,613.79	-	-	336,909.54	-	0.00	-	363,732.69
Professional Services	5021100000	-	(0.00)	(0.00)	3,318.57	(3,318.57)	-	-	(0.00)	-	-	-	-	-	-	-	-	-	-	-	(0.00)	-	-
Other Professional Services	5021199000	-	(0.00)	(0.00)	3,318.57	(3,318.57)	-	-	(0.00)	-	-	-	-	-	-	-	-	-	-	-	(0.00)	-	-
GRAND TOTAL		-	705,460.48	705,460.48	705,460.48	(0.00)	-	-	705,460.48	6,114.00	699,346.48	-	-	705,460.48	6,114.00	335,613.79	-	-	341,727.79	-	-	-	363,732.69


CERTIFIED CORRECT:


LEONILA D. CAIZ
Head, Budget Unit

CERTIFIED CORRECT:


GILLIAN ROSE L. SALUIB
OIC-Head, Accounting Unit

APPROVED BY:


REMELYN R. RECOTER, MNSA, CESO III
Director IV

LIST OF ALLOTMENTS AND SUB-ALLOTMENTS
As at the Quarter Ending June 30, 2024


Department: Department of Agriculture (DA)
Agency : Office of the Secretary
Operating Unit: Agricultural Training Institute
Organizational Code (UACS): 05 001 0200001
Fund Cluster: 03 - Special Account - Locally Funded

- Current Year Appropriations
- Supplemental Appropriations
- Continuing Appropriations


No.	Allotment / Sub-Allotments		Funding Source		Allotments					Sub-Allotment to Regions/Operating Units					Total Allotments / Net of Sub-Allotments				
	Number	Date	Description	UACS Code	PS	MOOE	FINEX	CO	Total	PS	MOOE	FINEX	CO	Total	PS	MOOE	FINEX	CO	Total
1	2	3	4	5	6	7	8	9	10= (6+7+8+9)	11	12	13	14	15 = (11+12+13+14)	16	17	18	19	20 = (16+17+18+19)
Received from DBM																			
1	RA 11936 GAA 2023	01-02-2024	2022 GAA	03104393		705,460.48			705,460.48					-	-	705,460.48	-	-	705,460.48
2									-					-	-	-	-	-	-
3									-					-	-	-	-	-	-
4									-					-	-	-	-	-	-
5									-					-	-	-	-	-	-
	Sub-total				-	705,460.48	-	-	705,460.48	-	-	-	-	-	-	705,460.48	-	-	705,460.48
	Total Allotments				-	705,460.48	-	-	705,460.48	-	-	-	-	-	-	705,460.48	-	-	705,460.48

Summary by Funding Source Code:
Rice Competitiveness Enhancement Fund 03104393 - 705,460.48 - - 705,460.48 - - - - - - 705,460.48 - - 705,460.48

CERTIFIED CORRECT:


LEONILA D. CAIZ
Head, Budget Unit

APPROVED BY:


REMELYN R. RECOTER, MNSA, CESO III
Director IV

SUMMARY OF STATEMENT OF OBLIGATIONS, DISBURSEMENT, LIQUIDATIONS AND BALANCES for INTER-AGENCY FUND TRANSFERS
As at the Quarter Ending June 30, 2024

FAR 1C

Department : Department of Agriculture
 Agency/Entity : Office of the Secretary
 Operating Unit : Agricultural Training Institute (ATI)
 Organization Code : 05 001 01 00000
 Fund Cluster : 01 - Regular Agency Fund

	Current Year Appropriation
	Supplemental Appropriation
	Continuing Appropriation

Implementing Agencies and Projects	Obligations						Disbursement					Liquidated					Unpaid Obligations	Unliquidated			
	Obligation Request and Status		1st Quarter	2nd Quarter	3rd Quarter	4th Quarter	Total	1st Quarter	2nd Quarter	3rd Quarter	4th Quarter	Total	1st Quarter	2nd Quarter	3rd Quarter	4th Quarter			Total		
	Number	Date																			
Local Government Unit (LGUs)	02-1101101-2024-03-0441	2024-06-27	0.00	350,000.00	0.00	0.00	350,000.00	0.00	350,000.00	0.00	0.00	350,000.00	0.00	0.00	0.00	0.00	0.00	0.00	0.00	350,000.00	
Provincial Government Of Tarlac																					
N/A																					
Payment of grant during the Co-Financing Scheme (PAFES) at the Provincial Agricultural Office of Tarlac City, tarlac on																					
3.10101E+14			0.00	350,000.00	0.00	0.00	350,000.00	0.00	350,000.00	0.00	0.00	350,000.00	0.00	0.00	0.00	0.00	0.00	0.00	0.00	0.00	350,000.00
PS							0.00					0.00								0.00	0.00
MOOE				350,000.00			350,000.00		350,000.00			350,000.00								0.00	0.00
FINEX							0.00					0.00								0.00	0.00
CO							0.00					0.00								0.00	0.00
Local Government Unit (LGUs)	02-1101101-2024-03-0439	2024-06-27	0.00	350,000.00	0.00	0.00	350,000.00	0.00	350,000.00	0.00	0.00	350,000.00	0.00	0.00	0.00	0.00	0.00	0.00	0.00	0.00	350,000.00
Provincial of Bataan																					
N/A																					
Payment of served as grant during the conduct of Co-financing Scheme (PAFES) at the Provincial Veterinary and Agricultural																					
3.10101E+14			0.00	350,000.00	0.00	0.00	350,000.00	0.00	350,000.00	0.00	0.00	350,000.00	0.00	0.00	0.00	0.00	0.00	0.00	0.00	0.00	350,000.00
PS							0.00					0.00								0.00	0.00
MOOE				350,000.00			350,000.00		350,000.00			350,000.00								0.00	0.00
FINEX							0.00					0.00								0.00	0.00
CO							0.00					0.00								0.00	0.00
Local Government Unit (LGUs)	02-1101101-2024-03-1084	2024-06-27	0.00	10,000,000.00	0.00	0.00	10,000,000.00	0.00	10,000,000.00	0.00	0.00	10,000,000.00	0.00	0.00	0.00	0.00	0.00	0.00	0.00	0.00	10,000,000.00
MUNICIPALITY OF CAMILING																					
N/A																					
Payment of Fund Transfer; EStablishment of Swine Multiplier and Techno Demo farm Project in Camiling, Tarlac under Livestock																					
3.10101E+14			0.00	10,000,000.00	0.00	0.00	10,000,000.00	0.00	10,000,000.00	0.00	0.00	10,000,000.00	0.00	0.00	0.00	0.00	0.00	0.00	0.00	0.00	10,000,000.00
PS							0.00					0.00								0.00	0.00
MOOE				10,000,000.00			10,000,000.00		10,000,000.00			10,000,000.00								0.00	0.00
FINEX							0.00					0.00								0.00	0.00
CO							0.00					0.00								0.00	0.00
Local Government Unit (LGUs)	02-1101101-2024-03-1084	2024-06-27	0.00	10,000,000.00	0.00	0.00	10,000,000.00	0.00	10,000,000.00	0.00	0.00	10,000,000.00	0.00	0.00	0.00	0.00	0.00	0.00	0.00	0.00	10,000,000.00
LGU AROROY -SPECIAL TF (BUB/GPB)																					
N/A																					
Implementation and Construction of Swine Multiplier and Techno-Demo Farm (SMF) Project in the Municipality of Aroroy,																					
3.10101E+14			0.00	10,000,000.00	0.00	0.00	10,000,000.00	0.00	10,000,000.00	0.00	0.00	10,000,000.00	0.00	0.00	0.00	0.00	0.00	0.00	0.00	0.00	10,000,000.00
PS							0.00					0.00								0.00	0.00
MOOE				10,000,000.00			10,000,000.00		10,000,000.00			10,000,000.00								0.00	0.00
FINEX							0.00					0.00								0.00	0.00
CO							0.00					0.00								0.00	0.00
Local Government Unit (LGUs)	02-1101101-2024-06-0419	2024-06-03	0.00	10,000,000.00	0.00	0.00	10,000,000.00	0.00	10,000,000.00	0.00	0.00	10,000,000.00	0.00	0.00	0.00	0.00	0.00	0.00	0.00	0.00	10,000,000.00

luc

h


SUMMARY OF STATEMENT OF OBLIGATIONS, DISBURSEMENT, LIQUIDATIONS AND BALANCES for INTER-AGENCY FUND TRANSFERS
As at the Quarter Ending June 30, 2024


FAR 1C


Department : Department of Agriculture
 Agency/Entity : Office of the Secretary
 Operating Unit : Agricultural Training Institute (ATI)
 Organization Code : 05 001 01 00000
 Fund Cluster : 01 - Regular Agency Fund

	Current Year Appropriation
	Supplemental Appropriation
	Continuing Appropriation

Implementing Agencies and Projects	Obligations						Disbursement					Liquidated					Unpaid Obligations	Unliquidated		
	Obligation Request and Status		1st Quarter	2nd Quarter	3rd Quarter	4th Quarter	Total	1st Quarter	2nd Quarter	3rd Quarter	4th Quarter	Total	1st Quarter	2nd Quarter	3rd Quarter	4th Quarter			Total	
	Number	Date																		
Provincial Government Of Ifugao																				
N/A																				
Fund for the establishment of 30 Sow-level Multiplier Farm in Ifugao																				
3.10101E+14			0.00	10,000,000.00	0.00	0.00	10,000,000.00	0.00	10,000,000.00	0.00	0.00	10,000,000.00	0.00	0.00	0.00	0.00	0.00	0.00	0.00	10,000,000.00
PS						0.00					0.00							0.00	0.00	0.00
MOOE				10,000,000.00			10,000,000.00		10,000,000.00			10,000,000.00						0.00	0.00	10,000,000.00
FINEX						0.00					0.00							0.00	0.00	0.00
CO						0.00					0.00							0.00	0.00	0.00
Grand Total			0.00	30,700,000.00	0.00	0.00	30,700,000.00	0.00	30,700,000.00	0.00	0.00	30,700,000.00	0.00	0.00	0.00	0.00	0.00	0.00	0.00	30,700,000.00
PS			0.00	0.00	0.00	0.00	0.00	0.00	0.00	0.00	0.00	0.00	0.00	0.00	0.00	0.00	0.00	0.00	0.00	0.00
MOOE			0.00	30,700,000.00	0.00	0.00	30,700,000.00	0.00	30,700,000.00	0.00	0.00	30,700,000.00	0.00	0.00	0.00	0.00	0.00	0.00	0.00	30,700,000.00
FINEX			0.00	0.00	0.00	0.00	0.00	0.00	0.00	0.00	0.00	0.00	0.00	0.00	0.00	0.00	0.00	0.00	0.00	0.00
CO			0.00	0.00	0.00	0.00	0.00	0.00	0.00	0.00	0.00	0.00	0.00	0.00	0.00	0.00	0.00	0.00	0.00	0.00

Prepared By:

 LEONILA D. CAIZ
 Budget Officer
 Date:

Prepared By:

 GILLIAN ROSE L. SALUIB
 OIC-Head, Accounting Unit
 Date:

Approved By:

 ENGR. REMELYN R. RECOTER, MNSA, CESO III
 Director IV
 Date:

SUMMARY OF STATEMENT OF OBLIGATIONS, DISBURSEMENT, LIQUIDATIONS AND BALANCES for INTER-AGENCY FUND TRANSFERS
As at the Quarter Ending June 30, 2024

FAR 1C


Department : Department of Agriculture
 Agency/Entity : Office of the Secretary
 Operating Unit : Agricultural Training Institute (ATI)
 Organization Code : 05 001 01 00000
 Fund Cluster : 03 (Special Purpose Fund)


	Current Year Appropriation
	Supplemental Appropriation
	Continuing Appropriation

Implementing Agencies and Projects	Obligations						Disbursement					Liquidated					Unpaid Obligations	Unliquidated	
	Obligation Request and Status		1st Quarter	2nd Quarter	3rd Quarter	4th Quarter	Total	1st Quarter	2nd Quarter	3rd Quarter	4th Quarter	Total	1st Quarter	2nd Quarter	3rd Quarter	4th Quarter			Total
	Number	Date																	
			0.00	0.00	0.00	0.00	0.00	0.00	0.00	0.00	0.00	0.00	0.00	0.00	0.00	0.00	0.00	0.00	0.00
			0.00	0.00	0.00	0.00	0.00	0.00	0.00	0.00	0.00	0.00	0.00	0.00	0.00	0.00	0.00	0.00	0.00
MOOE			0.00				0.00	0.00				0.00						0.00	0.00
			0.00	0.00	0.00	0.00	0.00	0.00	0.00	0.00	0.00	0.00	0.00	0.00	0.00	0.00	0.00	0.00	0.00
			0.00	0.00	0.00	0.00	0.00	0.00	0.00	0.00	0.00	0.00	0.00	0.00	0.00	0.00	0.00	0.00	0.00
MOOE							0.00					0.00						0.00	0.00
Grand Total			0.00	0.00	0.00	0.00	0.00	0.00	0.00	0.00	0.00	0.00	0.00	0.00	0.00	0.00	0.00	0.00	0.00
PS			0.00	0.00	0.00	0.00	0.00	0.00	0.00	0.00	0.00	0.00	0.00	0.00	0.00	0.00	0.00	0.00	0.00
MOOE			0.00	0.00	0.00	0.00	0.00	0.00	0.00	0.00	0.00	0.00	0.00	0.00	0.00	0.00	0.00	0.00	0.00
FINEX			0.00	0.00	0.00	0.00	0.00	0.00	0.00	0.00	0.00	0.00	0.00	0.00	0.00	0.00	0.00	0.00	0.00
CO			0.00	0.00	0.00	0.00	0.00	0.00	0.00	0.00	0.00	0.00	0.00	0.00	0.00	0.00	0.00	0.00	0.00

Prepared By:

 LEONILA D. CAIZ
 Budget Officer
 Date:

Prepared By:

 GILLIAN ROSE L. SALUIB
 OIC-Head, Accounting Unit
 Date:

Approved By:

 ENGR. REMELYN R. RECOTER, MNSA, CESO III
 Director IV
 Date:


SUMMARY OF STATEMENT OF OBLIGATIONS, DISBURSEMENT, LIQUIDATIONS AND BALANCES for INTER-AGENCY FUND TRANSFERS
As at the Quarter Ending June 30, 2024


FAR 1C


Department : Department of Agriculture
 Agency/Entity : Office of the Secretary
 Operating Unit : Agricultural Training Institute (ATI)
 Organization Code : 05 001 01 00000
 Fund Cluster : 07 / CFITF (Special Purpose Fund)

	Current Year Appropriation
	Supplemental Appropriation
	Continuing Appropriation

Implementing Agencies and Projects	Obligations						Disbursement					Liquidated					Unpaid Obligations	Unliquidated		
	Obligation Request and Status		1st Quarter	2nd Quarter	3rd Quarter	4th Quarter	Total	1st Quarter	2nd Quarter	3rd Quarter	4th Quarter	Total	1st Quarter	2nd Quarter	3rd Quarter	4th Quarter			Total	
	Number	Date																		
			0.00	0.00	0.00	0.00	0.00	0.00	0.00	0.00	0.00	0.00	0.00	0.00	0.00	0.00	0.00	0.00	0.00	
			0.00	0.00	0.00	0.00	0.00	0.00	0.00	0.00	0.00	0.00	0.00	0.00	0.00	0.00	0.00	0.00	0.00	0.00
MOOE			0.00				0.00	0.00				0.00						0.00	0.00	0.00
			0.00	0.00	0.00	0.00	0.00	0.00	0.00	0.00	0.00	0.00	0.00	0.00	0.00	0.00	0.00	0.00	0.00	0.00
			0.00	0.00	0.00	0.00	0.00	0.00	0.00	0.00	0.00	0.00	0.00	0.00	0.00	0.00	0.00	0.00	0.00	0.00
MOOE							0.00					0.00						0.00	0.00	0.00
Grand Total			0.00	0.00	0.00	0.00	0.00	0.00	0.00	0.00	0.00	0.00	0.00	0.00	0.00	0.00	0.00	0.00	0.00	0.00
PS			0.00	0.00	0.00	0.00	0.00	0.00	0.00	0.00	0.00	0.00	0.00	0.00	0.00	0.00	0.00	0.00	0.00	0.00
MOOE			0.00	0.00	0.00	0.00	0.00	0.00	0.00	0.00	0.00	0.00	0.00	0.00	0.00	0.00	0.00	0.00	0.00	0.00
FINEX			0.00	0.00	0.00	0.00	0.00	0.00	0.00	0.00	0.00	0.00	0.00	0.00	0.00	0.00	0.00	0.00	0.00	0.00
CO			0.00	0.00	0.00	0.00	0.00	0.00	0.00	0.00	0.00	0.00	0.00	0.00	0.00	0.00	0.00	0.00	0.00	0.00

Prepared By:

LEONILA D. CAIZ
 Budget Officer
 Date:

Prepared By:

GILLIAN ROSE L. SALUIB
 OIC-Head, Accounting Unit
 Date:


Approved By:

ENGR. REMELYN R. RECOTER, MNSA, CESO III
 Director IV
 Date:


**STATEMENT OF APPROVED BUDGET, UTILIZATIONS, DISBURSEMENTS AND BALANCES
(FOR OFF-BUDGETARY FUNDS)
As at the Quarter Ending June 30, 2024**

Department : DEPARTMENT OF AGRICULTURE
 Agency : OFFICE OF THE SECRETARY
 Operating Unit : AGRICULTURAL TRAINING INSTITUTE (ATI)
 Organization Code (UACS) : 500102000001
 Funding Source Code (as clustered) : FUND CLUSTER 06 (REVOLVING FUND)

PARTICULARS	UACS CODE	APPROVED BUDGET			BUDGET UTILIZATION					DISBURSEMENTS					BALANCES		
		Approved Budgeted Revenue	Adjustments (Additions, Reduction, Realignment)	Adjusted Budgeted Revenue	1st Quarter Ending March 31	2nd Quarter Ending June 30	3rd Quarter Ending Sept. 30	4th Quarter Ending Dec. 31	Total	1st Quarter Ending March 31	2nd Quarter Ending June 30	3rd Quarter Ending Sept. 30	4th Quarter Ending Dec. 31	Total	Unutilized Budget	Unpaid Utilizations	
1	2	3	4	5=[3+(-)4]	6	7	8	9	10=(6+7+8+9)	11	12	13	14	15=(11+12+13+14)	16=(5-10)	17	18
I. Agency Approved Budget																	
Agricultural Training Institute Revolving Fund	6207501																
General Administration and Support	1000000000000000	50,089,259.71	8,707,444.22	56,104,679.93	11,999,855.57	12,708,624.09	-	-	24,708,479.66	6,241,644.75	10,692,172.13	-	-	16,933,816.88	34,088,224.27	-	7,774,662.78
General management and supervision	100000100001000	50,089,259.71	8,707,444.22	56,104,679.93	11,999,855.57	12,708,624.09	-	-	24,708,479.66	6,241,644.75	10,692,172.13	-	-	16,933,816.88	34,088,224.27	-	7,774,662.78
MOOE	100000100001000	47,397,235.71	8,707,444.22	56,104,679.93	11,249,905.57	12,582,424.09	-	-	23,832,329.66	5,491,694.75	10,692,172.13	-	-	16,183,866.88	32,272,350.27	-	7,648,462.78
CO	100000100001000	2,692,024.00	-	2,692,024.00	749,950.00	126,200.00	-	-	876,150.00	749,950.00	-	-	-	749,950.00	1,815,874.00	-	126,200.00
GRAND TOTAL		50,089,259.71	8,707,444.22	58,796,703.93	11,999,855.57	12,708,624.09	-	-	24,708,479.66	6,241,644.75	10,692,172.13	-	-	16,933,816.88	34,088,224.27	-	7,774,662.78
PS																	
MOOE		47,397,235.71	8,707,444.22	56,104,679.93	11,249,905.57	12,582,424.09	-	-	23,832,329.66	5,491,694.75	10,692,172.13	-	-	16,183,866.88	32,272,350.27	-	7,648,462.78
FinEX																	
CO		2,692,024.00	-	2,692,024.00	749,950.00	126,200.00	-	-	876,150.00	749,950.00	-	-	-	749,950.00	1,815,874.00	-	126,200.00

Prepared By: 
LEONILA D. CAIZ
 Budget Officer
 Date:

Prepared By: 
GILLIAN ROSE L. SALUIB
 OIC - Head Accounting
 Date:

Approved By: 
ENGR. REMELYN R. RECOTER, MNSA, CESO III
 Director IV
 Date:

**SUMMARY OF APPROVED BUDGET, UTILIZATIONS, DISBURSEMENTS AND BALANCES BY OBJECT OF EXPENDITURES
(FOR OFF-BUDGETARY FUNDS)
As at the Quarter Ending June 30, 2024**



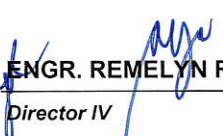
Department : DEPARTMENT OF AGRICULTURE
 Agency : OFFICE OF THE SECRETARY
 Operating Unit : AGRICULTURAL TRAINING INSTITUTE (ATI)
 Organization Code (UACS) : 50010200001
 Funding Source Code (as clustered) : FUND CLUSTER 06 (REVOLVING FUND)

Particulars	UACS CODE	Approved Budget			Budget Utilization					Disbursements					BALANCES		
		Approved Budgeted Revenue	Adjustments (Additions, Reductions, Realignment)	Adjusted Budgeted Revenue	1st Quarter	2nd Quarter	3rd Quarter	4th Quarter	Total	1st Quarter	2nd Quarter	3rd Quarter	4th Quarter	Total	Unutilized Budget	Unpaid Utilizations (10-15) = (17+18)	
					Ending March 31	Ending June 30	Ending Sept. 30	Ending Dec. 31		Ending March 31	Ending June 30	Ending Sept. 30	Ending Dec. 31			Due and Demandable / Accounts Payable	Not Yet Due and Demandable
1	2	3	4	5=[3+(-)4]	6	7	8	9	10=(6+7+8+9)	11	12	13	14	15=(11+12+13+14)	16=(5-10)	17	18
SUMMARY																	
A. AGENCY SPECIFIC BUDGET																	
Personnel Services		-	-	-	-	-	-	-	-	-	-	-	-	-	-	-	-
Maintenance & Other Operating Expenses		47,397,235.71	8,707,444.22	56,104,679.93	11,249,905.57	12,582,424.09	-	-	23,832,329.66	5,491,694.75	10,692,172.13	-	-	16,183,866.88	32,272,350.27	-	7,648,462.78
Traveling Expenses	50201000 00	16,000.00	10,000.00	26,000.00	-	19,194.60	-	-	19,194.60	-	19,194.60	-	-	19,194.60	6,805.40	-	-
Traveling Expenses - Local	50201010 00	16,000.00	10,000.00	26,000.00	-	19,194.60	-	-	19,194.60	-	19,194.60	-	-	19,194.60	6,805.40	-	-
Traveling Expenses - Foreign	50201020 00	-	-	-	-	-	-	-	-	-	-	-	-	-	-	-	-
Training and Scholarship Expenses	50202000 00	347,967.90	236,600.00	584,567.90	166,946.28	276,600.76	-	-	443,547.04	150,243.10	293,303.94	-	-	443,547.04	141,020.86	-	-
Training Expenses	50202010 00	347,967.90	236,600.00	584,567.90	166,946.28	276,600.76	-	-	443,547.04	150,243.10	293,303.94	-	-	443,547.04	141,020.86	-	-
Training Expenses - ICT Training Expenses	50202010 01	-	-	-	-	-	-	-	-	-	-	-	-	-	-	-	-
Training Expenses	50202010 02	347,967.90	236,600.00	584,567.90	166,946.28	276,600.76	-	-	443,547.04	150,243.10	293,303.94	-	-	443,547.04	141,020.86	-	-
Scholarship Grants/Expenses	50202020 00	-	-	-	-	-	-	-	-	-	-	-	-	-	-	-	-
Supplies and Materials Expenses	50203000 00	6,215,552.87	1,969,795.69	8,185,348.56	842,043.59	2,775,359.16	-	-	3,617,402.75	625,821.89	2,371,117.89	-	-	2,996,939.58	4,567,945.81	-	620,463.17
Office Supplies Expenses	50203010 00	1,468,849.31	922,921.69	2,391,771.00	419,190.36	1,229,901.20	-	-	1,649,091.56	269,190.36	867,655.15	-	-	1,136,845.51	742,679.44	-	512,246.05
ICT Office Supplies	50203010 01	-	-	-	-	-	-	-	-	-	-	-	-	-	-	-	-
Office Supplies Expenses	50203010 02	1,468,849.31	922,921.69	2,391,771.00	419,190.36	1,229,901.20	-	-	1,649,091.56	269,190.36	867,655.15	-	-	1,136,845.51	742,679.44	-	512,246.05
Accountable Forms Expenses	50203020 00	3,200.00	-	3,200.00	-	-	-	-	-	-	-	-	-	-	3,200.00	-	-
Fuel, Oil and Lubricants Expenses	50203090 00	32,000.00	-	32,000.00	7,544.50	2,528.12	-	-	10,072.62	7,544.50	-	-	-	7,544.50	21,927.38	-	2,528.12
Agricultural and Marine Supplies Expenses	50203010 00	10,163.06	-	10,163.06	10,163.06	-	-	-	10,163.06	10,163.06	-	-	-	10,163.06	-	-	-
Semi-Expendable Machinery and Equipment Expenses	50203210 00	459,000.00	270,000.00	729,000.00	100,633.96	305,373.04	-	-	406,007.00	100,633.96	305,373.04	-	-	406,007.00	322,993.00	-	-
Machinery	50203210 01	-	-	-	-	-	-	-	-	-	-	-	-	-	-	-	-
Office Equipment	50203210 02	345,000.00	270,000.00	615,000.00	58,138.96	305,373.04	-	-	363,512.00	58,138.96	305,373.04	-	-	363,512.00	251,488.00	-	-
Information and Communications Technology Equipment	50203210 03	114,000.00	-	114,000.00	42,495.00	-	-	-	42,495.00	42,495.00	-	-	-	42,495.00	71,505.00	-	-
Semi-Expendable Furniture, Fixtures and Books Expenses	50203220 00	404,562.50	326,874.00	731,436.50	177,173.50	224,009.00	-	-	401,182.50	147,173.50	210,035.00	-	-	357,208.50	330,254.00	-	43,974.00
Furniture and Fixtures	50203220 01	404,562.50	326,874.00	731,436.50	177,173.50	224,009.00	-	-	401,182.50	147,173.50	210,035.00	-	-	357,208.50	330,254.00	-	43,974.00
Books	50203220 02	-	-	-	-	-	-	-	-	-	-	-	-	-	-	-	-
Other Supplies and Materials Expenses	50203990 00	3,837,778.00	450,000.00	4,287,778.00	127,338.21	1,013,547.80	-	-	1,140,886.01	91,116.51	988,054.50	-	-	1,079,171.01	3,146,891.99	-	61,715.00
Utility Expenses	50204000 00	5,624,432.03	1,316,892.49	6,941,324.52	1,415,952.96	2,486,502.98	-	-	3,902,455.94	1,327,796.02	2,443,713.22	-	-	3,771,509.24	3,038,868.58	-	130,946.70
Water Expenses	50204010 00	655,154.35	134,395.37	789,549.72	252,589.50	226,643.71	-	-	479,233.21	244,872.95	234,297.96	-	-	479,170.91	310,316.51	-	62.30
Electricity Expenses	50204020 00	4,969,277.68	1,182,497.12	6,151,774.80	1,163,363.46	2,259,859.27	-	-	3,423,222.73	1,082,923.07	2,209,415.26	-	-	3,292,338.33	2,728,552.07	-	130,884.40
Gas/Heating Expenses	50204030 00	-	-	-	-	-	-	-	-	-	-	-	-	-	-	-	-
Communication Expenses	50205010 00	4,115,080.88	195,620.00	4,310,700.88	3,883,076.71	91,060.51	-	-	3,974,137.22	210,958.87	102,827.51	-	-	313,786.38	338,563.66	-	3,660,350.84
Postage and Courier Services	50205010 00	-	-	-	-	-	-	-	-	-	-	-	-	-	-	-	-
Telephone Expenses	50205020 00	153,988.00	-	153,988.00	41,864.99	32,054.55	-	-	73,919.54	30,366.99	39,052.55	-	-	69,419.54	80,068.46	-	4,500.00
Mobile	50205020 01	97,988.00	-	97,988.00	31,606.12	22,796.96	-	-	54,403.08	20,108.12	29,794.96	-	-	49,903.08	43,584.92	-	4,500.00
Landline	50205020 02	56,000.00	-	56,000.00	10,258.87	9,257.59	-	-	19,516.46	10,258.87	9,257.59	-	-	19,516.46	36,483.54	-	-
Internet Subscription Expenses	50205030 00	3,911,892.88	188,120.00	4,100,012.88	3,828,588.72	44,577.13	-	-	3,873,165.85	167,968.88	50,521.13	-	-	218,490.01	226,847.03	-	3,654,675.84
Cable, Satellite, Telegraph and Radio Expenses	50205040 00	49,200.00	7,500.00	56,700.00	12,823.00	14,428.83	-	-	27,051.83	12,623.00	13,253.83	-	-	25,876.83	29,648.17	-	1,175.00
Professional Services	50211000 00	3,792,805.80	(394,455.14)	3,398,350.66	1,524,491.59	1,068,666.11	-	-	2,593,157.70	900,518.03	495,894.03	-	-	1,396,412.06	805,192.96	-	1,196,745.64
Other Professional Services	50211990 00	3,792,805.80	(394,455.14)	3,398,350.66	1,524,491.59	1,068,666.11	-	-	2,593,157.70	900,518.03	495,894.03	-	-	1,396,412.06	805,192.96	-	1,196,745.64
General Services	50212000 00	9,490,115.46	3,238,960.18	12,729,075.64	2,392,129.80	4,236,475.35	-	-	6,628,605.25	1,871,538.67	3,216,190.40	-	-	5,086,729.07	6,100,470.39	-	1,541,876.18
Environmental/Sanitary Services	50212010 00	107,015.80	-	107,015.80	107,015.80	-	-	-	107,015.80	107,015.80	-	-	-	107,015.80	-	-	-
Janitorial Services	50212020 00	569,420.00	532,588.00	1,102,008.00	268,208.00	270,536.02	-	-	538,744.02	227,976.86	237,297.32	-	-	465,274.18	563,263.98	-	73,469.84
Security Expenses	50212030 00	1,197,456.00	27,492.54	1,224,948.54	627,632.16	336,308.43	-	-	963,940.59	187,724.46	220,803.51	-	-	408,527.97	261,007.95	-	555,412.62
Other Services	50212990 00	7,616,223.66	2,678,879.64	10,295,103.30	1,389,273.94	3,629,630.90	-	-	5,018,904.84	1,348,821.55	2,757,089.57	-	-	4,105,911.12	5,276,198.46	-	912,993.72
Other General Services - ICT Services	50212990 01	-	-	-	-	-	-	-	-	-	-	-	-	-	-	-	-
Other General Services	50212990 02	7,616,223.66	2,678,879.64	10,295,103.30	1,389,273.94	3,629,630.90	-	-	5,018,904.84	1,348,821.55	2,757,089.57	-	-	4,105,911.12	5,276,198.46	-	912,993.72
Repair and Maintenance	50213000 00	14,838,612.37	813,837.00	15,652,449.37	711,894.87	946,095.62	-	-	1,657,990.49	103,348.50	1,306,117.99	-	-	1,409,466.49	13,994,458.88	-	248,524.00
Repair and Maintenance - Investment Property	50213010 00	-	-	-	-	-	-	-	-	-	-	-	-	-	-	-	-
Repairs and Maintenance - Buildings and Other Structures	50213040 00	14,149,859.37	420,000.00	14,569,859.37	488,194.87	813,345.62	-	-	1,301,540.49	87,748.50	1,082,997.99	-	-	1,170,746.49	13,268,318.88	-	130,794.00
Buildings	50213040 01	14,149,859.37	420,000.00	14,569,859.37	488,194.87	813,345.62	-	-	1,301,540.49	87,748.50	1,082,997.99	-	-	1,170,746.49	13,268,318.88	-	130,794.00
Repairs and Maintenance - Machinery and Equipment	50213050 00	491,160.00	183,400.00	674,560.00	83,700.00	267,620.00	-	-	351,320.00	15,600.00	221,520.00	-	-	237,120.00	323,240.00	-	114,200.00

**SUMMARY OF APPROVED BUDGET, UTILIZATIONS, DISBURSEMENTS AND BALANCES BY OBJECT OF EXPENDITURES
(FOR OFF-BUDGETARY FUNDS)
As at the Quarter Ending June 30, 2024**

Department : DEPARTMENT OF AGRICULTURE
 Agency : OFFICE OF THE SECRETARY
 Operating Unit : AGRICULTURAL TRAINING INSTITUTE (ATI)
 Organization Code (UACS) : 50010200001
 Funding Source Code (as clustered) : FUND CLUSTER 06 (REVOLVING FUND)



Particulars	UACS CODE	Approved Budget			Budget Utilization					Disbursements					BALANCES		
		Approved Budgeted Revenue	Adjustments (Additions, Reductions, Realignment)	Adjusted Budgeted Revenue	1st Quarter Ending March 31	2nd Quarter Ending June 30	3rd Quarter Ending Sept. 30	4th Quarter Ending Dec. 31	Total	1st Quarter Ending March 31	2nd Quarter Ending June 30	3rd Quarter Ending Sept. 30	4th Quarter Ending Dec. 31	Total	Unutilized Budget	Unpaid Utilizations (10-15) = (17+18)	
1	2	3	4	5=[3+(-)4]	6	7	8	9	10=(6+7+8+9)	11	12	13	14	15=(11+12+13+14)	16=(5-10)	17	18
Machinery	50213050 01	-	-	-	-	-	-	-	-	-	-	-	-	-	-	-	-
Office Equipment	50213050 02	491,160.00	183,400.00	674,560.00	83,700.00	267,620.00	-	-	351,320.00	15,600.00	221,520.00	-	-	237,120.00	323,240.00	-	114,200.00
Repairs and Maintenance - Semi-Expendable Machinery and Equipment	50213210 00	158,093.00	210,437.00	368,530.00	140,000.00	(134,870.00)	-	-	5,130.00	-	1,600.00	-	-	1,600.00	363,400.00	-	3,530.00
Machinery	50213210 01	-	3,530.00	3,530.00	-	3,530.00	-	-	3,530.00	-	-	-	-	-	-	-	3,530.00
Office Equipment	50213210 02	158,093.00	206,907.00	365,000.00	140,000.00	(138,400.00)	-	-	1,600.00	-	1,600.00	-	-	1,600.00	363,400.00	-	-
Repairs and Maintenance - Semi-Expendable Furniture, Fixtures and Books	50213220 00	39,500.00	-	39,500.00	-	-	-	-	-	-	-	-	-	-	39,500.00	-	-
Furniture and Fixtures	50213220 01	39,500.00	-	39,500.00	-	-	-	-	-	-	-	-	-	-	39,500.00	-	-
Financial Assistance/Subsidy	50214000 00	-	-	-	-	-	-	-	-	-	-	-	-	-	-	-	-
Subsidy to NGAs	50214010 00	-	-	-	-	-	-	-	-	-	-	-	-	-	-	-	-
Taxes, Insurance Premiums and Other Fees	50215000 00	96,218.67	-	96,218.67	45,869.67	-	-	-	45,869.67	45,869.67	-	-	-	45,869.67	50,349.00	-	-
Taxes, Duties and Licenses	50215010 00	-	-	-	-	-	-	-	-	-	-	-	-	-	-	-	-
Taxes, Duties and Licenses	50215010 01	-	-	-	-	-	-	-	-	-	-	-	-	-	-	-	-
Tax Refund	50215010 02	-	-	-	-	-	-	-	-	-	-	-	-	-	-	-	-
Fidelity Bond Premiums	50215020 00	349.00	-	349.00	-	-	-	-	-	-	-	-	-	-	349.00	-	-
Insurance Expenses	50215030 00	95,869.67	-	95,869.67	45,869.67	-	-	-	45,869.67	45,869.67	-	-	-	45,869.67	50,000.00	-	-
Labor and Wages	50216000 00	-	-	-	-	-	-	-	-	-	-	-	-	-	-	-	-
Labor and Wages	50216010 00	-	-	-	-	-	-	-	-	-	-	-	-	-	-	-	-
Other Maintenance and Operating Expenses	50299000 00	2,860,449.73	1,320,194.00	4,180,643.73	267,500.00	682,469.00	-	-	949,969.00	255,600.00	444,812.75	-	-	700,412.75	3,230,674.73	-	249,556.25
Advertising Expenses	50299010 00	-	-	-	-	-	-	-	-	-	-	-	-	-	-	-	-
Printing and Publication Expenses	50299020 00	45,000.00	-	45,000.00	-	-	-	-	-	-	-	-	-	-	45,000.00	-	-
Representation Expenses	50299030 00	-	-	-	-	-	-	-	-	-	-	-	-	-	-	-	-
Transportation and Delivery Expenses	50299040 00	-	234.00	234.00	-	234.00	-	-	234.00	-	234.00	-	-	234.00	-	-	-
Rent/Lease Expenses	50299050 00	240,000.00	-	240,000.00	-	-	-	-	-	-	-	-	-	-	240,000.00	-	-
Rents - Building and Structures	50299050 01	-	-	-	-	-	-	-	-	-	-	-	-	-	-	-	-
Rents - Land	50299050 02	240,000.00	-	240,000.00	-	-	-	-	-	-	-	-	-	-	240,000.00	-	-
Other Maintenance and Operating Expenses	50299990 00	2,575,449.73	1,319,960.00	3,895,409.73	267,500.00	682,235.00	-	-	949,735.00	255,600.00	444,578.75	-	-	700,178.75	2,945,674.73	-	249,556.25
Website Maintenance	50299990 01	-	-	-	-	-	-	-	-	-	-	-	-	-	-	-	-
Other Maintenance and Operating Expenses	50299990 02	2,575,449.73	1,319,960.00	3,895,409.73	267,500.00	682,235.00	-	-	949,735.00	255,600.00	444,578.75	-	-	700,178.75	2,945,674.73	-	249,556.25
Financial Expenses		-	-	-	-	-	-	-	-	-	-	-	-	-	-	-	-
Capital Outlays		2,692,024.00	-	2,692,024.00	749,950.00	126,200.00	-	-	876,150.00	749,950.00	-	-	-	749,950.00	1,815,874.00	-	126,200.00
Investment Outlay		-	-	-	-	-	-	-	-	-	-	-	-	-	-	-	-
Investment Property Outlay	50603000 00	-	-	-	-	-	-	-	-	-	-	-	-	-	-	-	-
Property, Plant and Equipment Outlay	50604000 00	2,692,024.00	-	2,692,024.00	749,950.00	126,200.00	-	-	876,150.00	749,950.00	-	-	-	749,950.00	1,815,874.00	-	126,200.00
Machinery and Equipment Outlay	50604050 00	2,492,024.00	-	2,492,024.00	749,950.00	126,200.00	-	-	876,150.00	749,950.00	-	-	-	749,950.00	1,615,874.00	-	126,200.00
Machinery	50604050 01	-	-	-	-	-	-	-	-	-	-	-	-	-	-	-	-
Office Equipment	50604050 02	2,492,024.00	-	2,492,024.00	749,950.00	126,200.00	-	-	876,150.00	749,950.00	-	-	-	749,950.00	1,615,874.00	-	126,200.00
Other Transportation Equipment	50604060 99	-	-	-	-	-	-	-	-	-	-	-	-	-	-	-	-
Furniture, Fixtures and Books Outlay	50604070 00	200,000.00	-	200,000.00	-	-	-	-	-	-	-	-	-	-	200,000.00	-	-
Furniture and Fixtures	50604070 01	200,000.00	-	200,000.00	-	-	-	-	-	-	-	-	-	-	200,000.00	-	-
Books	50604070 02	-	-	-	-	-	-	-	-	-	-	-	-	-	-	-	-
GRAND TOTAL		50,089,259.71	8,707,444.22	58,796,703.93	11,999,855.57	12,708,624.09	-	-	24,708,479.66	6,241,644.75	10,692,172.13	-	-	16,933,816.88	34,088,224.27	-	7,774,662.78

Certified Correct:  LEONILA D. CAIZ Budget Officer Date:	Certified Correct:  GILLIAN ROSE L. SALUIB OIC, Head, Accounting Unit Date:	Approved By:  ENGR. REMELYN R. RECOTER, MNSA, CESO III Director IV Date:
---	---	--

SUMMARY OF APPROVED BUDGET, UTILIZATIONS, DISBURSEMENTS AND BALANCES BY OBJECT OF EXPENDITURES
As at the Quarter Ending June 30, 2024

Department : DEPARTMENT OF AGRICULTURE
 Agency : OFFICE OF THE SECRETARY
 Operating Unit : AGRICULTURAL TRAINING INSTITUTE (ATI)
 Organization Code (UACS) : 50010200001
 Funding Source Code (as clustered) : FUND CLUSTER 07 (CFITF)

Particulars	UACS CODE	Approved Budget			Budget Utilization					Disbursements					BALANCES		
		Approved Budgeted Revenue	Adjustments (Additions, Reductions, Realignment)	Adjusted Budgeted Revenue	1st Quarter Ending March 31	2nd Quarter Ending June 30	3rd Quarter Ending Sept. 30	4th Quarter Ending Dec. 31	Total	1st Quarter Ending March 31	2nd Quarter Ending June 30	3rd Quarter Ending Sept. 30	4th Quarter Ending Dec. 31	Total	Unutilized Budget	Unpaid Utilizations (10-15) = (17+18)	
																Due and Demandable / Accounts Payable	Not Yet Due and Demandable
1	2	3	4	5=[3+(-)4]	6	7	8	9	10=(6+7+8+9)	11	12	13	14	15=(11+12+13+14)	16=(5-10)	17	18
Special Purpose Fund																	
COCONUT FARMERS INDUSTRY TRUST FUND																	
MOOE	5020000000	300,000,000.00	-	300,000,000.00	36,267,198.23	117,535,292.72	-	-	153,802,490.95	-	61,371,784.65	-	-	61,371,784.65	146,197,509.05	-	92,430,706.30
Traveling Expenses - Local	5020101000	9,000,000.00		9,000,000.00	243,529.73	1,115,477.94			1,359,007.67		771,011.67			771,011.67	7,640,992.33		587,996.00
Training Expenses	5020201002	268,887,045.00		268,887,045.00	34,389,886.92	107,595,326.06			141,985,212.98		58,719,498.75			58,719,498.75	126,901,832.02		83,265,714.23
Office Supplies Expenses	5020301002	3,309,455.00		3,309,455.00	186,135.00	796,688.40			982,823.40		219,843.40			219,843.40	2,326,631.60		762,980.00
Fuel, Oil and Lubricants Expenses	5020309000	125,000.00		125,000.00	4,635.83	19,020.57			23,656.40		5,635.83			5,635.83	101,343.60		18,020.57
Other Professional Services	5021199000			-					-					-	-		-
Financial Assistance to LGUs	5021403000			-					-					-	-		-
Financial Assistance to NGOs/POs	5021405000	13,275,000.00		13,275,000.00	790,230.75	5,973,689.25			6,763,920.00		824,920.00			824,920.00	6,511,080.00		5,939,000.00
Advertising Expenses	5029901000	1,269,500.00		1,269,500.00					-					-	1,269,500.00		-
Printing and Publication Expenses	5029902000	4,134,000.00		4,134,000.00	652,780.00	2,035,090.50			2,687,870.50		830,875.00			830,875.00	1,446,129.50		1,856,995.50
Donations	5029908000			-					-					-	-		-
Postage and Courier Services	5020501000			-					-					-	-		-
GRAND TOTAL		300,000,000.00	-	300,000,000.00	36,267,198.23	117,535,292.72	-	-	153,802,490.95	-	61,371,784.65	-	-	61,371,784.65	146,197,509.05	-	92,430,706.30
PS																	
MOOE		300,000,000.00	-	300,000,000.00	36,267,198.23	117,535,292.72	-	-	153,802,490.95	-	61,371,784.65	-	-	61,371,784.65	146,197,509.05	-	92,430,706.30
FINEX																	
CO																	

Certified Correct:  LEONILA D. CAIZ Budget Officer Date:	Certified Correct:  GILLIAN ROSE L. SALUIB OIC, Head Accounting Office Date:	Approved By:  ENGR. REMELYN R. RECOTER, MNSA, CESO III Director IV Date:
---	---	---


MONTHLY REPORT OF DISBURSEMENTS
FOR THE MONTH OF APRIL 2024


Department : Department of Agriculture
 Agency : Office of the Secretary
 Operating Unit : Agricultural Training Institute
 Organization Code (UACS) : 050010200001
 Fund Cluster : 03 - Rice Competitiveness Enhancement Fund

PARTICULARS	Current Year Budget (Current Appropriations)					Prior Year's Budget										TRUST LIABILITIES				Grand Total					Remarks					
	PS	MOOE	FINEX	CO	TOTAL	Prior Year's Accounts Payable (PYO)					Current Year's Accounts Payable (Continuing Apprs)					PS	MOOE	CO	TOTAL	PS	MOOE	FINEX	CO	TOTAL						
						PS	MOOE	FINEX	CO	SUB-TOTAL	PS	MOOE	FINEX	CO	SUB-TOTAL															
1	2	3	4	5	6=(2+3+4+5)	7	8	9	10	11=(7+8+9+10)	12	13	14	15	16=(12+13+14+15)	17=(11+16)	18=(6+17)	19	20	21	22=(19+20+21)	23	24	25	26	27=(23+24+25+26)	28			
CASH DISBURSEMENTS																														
MDS Disbursements	0.00	4,803,673.00	0.00	0.00	4,803,673.00	0.00	92,343.06	0.00	0.00	92,343.06	0.00	0.00	0.00	0.00	92,343.06	4,896,016.06	0.00	0.00	0.00	0.00	0.00	0.00	4,896,016.06	0.00	0.00	0.00	4,896,016.06			
Notice of Cash Allocation (NCA)	0.00	4,803,673.00	0.00	0.00	4,803,673.00	0.00	92,343.06	0.00	0.00	92,343.06	0.00	0.00	0.00	0.00	92,343.06	4,896,016.06	0.00	0.00	0.00	0.00	0.00	0.00	4,896,016.06	0.00	0.00	0.00	4,896,016.06			
MDS Check Issued		812,644.40			812,644.40					812,644.40					812,644.40													812,644.40		
Advise to Debit Account		3,991,028.60			3,991,028.60					92,343.06					92,343.06	4,083,371.66												4,083,371.66		
Notice of Transfer Allocation (NTA)	0.00	0.00	0.00	0.00	0.00	0.00	0.00	0.00	0.00	0.00	0.00	0.00	0.00	0.00	0.00	0.00	0.00	0.00	0.00	0.00	0.00	0.00	0.00	0.00	0.00	0.00	0.00	0.00		
MDS Check Issued					0.00					0.00					0.00													0.00		
Advise to Debit Account					0.00					0.00					0.00													0.00		
Working Fund for FAPs					0.00					0.00					0.00													0.00		
Cash Disbursement Ceiling (CDC)					0.00					0.00					0.00													0.00		
TOTAL CASH DISBURSEMENTS	0.00	4,803,673.00	0.00	0.00	4,803,673.00	0.00	92,343.06	0.00	0.00	92,343.06	0.00	0.00	0.00	0.00	92,343.06	4,896,016.06	0.00	0.00	0.00	0.00	0.00	0.00	0.00	4,896,016.06	0.00	0.00	0.00	4,896,016.06		
NON-CASH DISBURSEMENTS																														
Tax Remittance Advice (TRA)		183,226.52			183,226.52		11,562.50			11,562.50					11,562.50	194,789.02					0.00	0.00	0.00	0.00	0.00	0.00	194,789.02			
Non-Cash Availment Authority (NCAA)					0.00		0.00			0.00					0.00	0.00					0.00	0.00	0.00	0.00	0.00	0.00	0.00	0.00		
Disbursements effected through outright deductions from claims	0.00	0.00	0.00	0.00	0.00	0.00	0.00	0.00	0.00	0.00	0.00	0.00	0.00	0.00	0.00	0.00	0.00	0.00	0.00	0.00	0.00	0.00	0.00	0.00	0.00	0.00	0.00	0.00	0.00	
Overpayment of expenses (e.g. personal benefits)					0.00					0.00					0.00						0.00	0.00	0.00	0.00	0.00	0.00	0.00	0.00	0.00	
Restitution for loss of government property					0.00					0.00					0.00						0.00	0.00	0.00	0.00	0.00	0.00	0.00	0.00	0.00	
Liquidated Damages					0.00					0.00					0.00						0.00	0.00	0.00	0.00	0.00	0.00	0.00	0.00	0.00	
Disallowance					0.00					0.00					0.00						0.00	0.00	0.00	0.00	0.00	0.00	0.00	0.00	0.00	
and other similar items (please specify...)					0.00					0.00					0.00						0.00	0.00	0.00	0.00	0.00	0.00	0.00	0.00	0.00	
and other similar items (please specify...)					0.00					0.00					0.00						0.00	0.00	0.00	0.00	0.00	0.00	0.00	0.00	0.00	
and other similar items (please specify...)					0.00					0.00					0.00						0.00	0.00	0.00	0.00	0.00	0.00	0.00	0.00	0.00	
Others	0.00	0.00	0.00	0.00	0.00	0.00	0.00	0.00	0.00	0.00	0.00	0.00	0.00	0.00	0.00	0.00	0.00	0.00	0.00	0.00	0.00	0.00	0.00	0.00	0.00	0.00	0.00	0.00	0.00	
TEF					0.00					0.00					0.00						0.00	0.00	0.00	0.00	0.00	0.00	0.00	0.00	0.00	
BIT- Doc Stamp Tax					0.00					0.00					0.00						0.00	0.00	0.00	0.00	0.00	0.00	0.00	0.00	0.00	
and other similar items (please specify...)					0.00					0.00					0.00						0.00	0.00	0.00	0.00	0.00	0.00	0.00	0.00	0.00	
and other similar items (please specify...)					0.00					0.00					0.00						0.00	0.00	0.00	0.00	0.00	0.00	0.00	0.00	0.00	
and other similar items (please specify...)					0.00					0.00					0.00						0.00	0.00	0.00	0.00	0.00	0.00	0.00	0.00	0.00	
TOTAL NON-CASH DISBURSEMENTS	0.00	183,226.52	0.00	0.00	183,226.52	0.00	11,562.50	0.00	0.00	11,562.50	0.00	0.00	0.00	0.00	11,562.50	194,789.02	0.00	0.00	0.00	0.00	0.00	0.00	0.00	0.00	0.00	0.00	194,789.02			
GRAND TOTAL	0.00	4,986,899.52	0.00	0.00	4,986,899.52	0.00	103,905.56	0.00	0.00	103,905.56	0.00	0.00	0.00	0.00	103,905.56	5,090,805.08	0.00	0.00	0.00	0.00	0.00	0.00	0.00	0.00	0.00	0.00	5,090,805.08			

SUMMARY:

	Carry Over Balance from Previous Year	Previous Report	This Month	As at Date
Total Disbursement Authorities Received				
NCA		10,972,000.00	11,143,000.00	22,115,000.00
NTA	0.00	0.00	0.00	0.00
Add: Notice of Transfer of Allocations (NTA) Received		0.00	0.00	0.00
Less: Notice of Transfer of Allocations (NTA) Issued		0.00	0.00	0.00
Working Fund	0.00	0.00	0.00	0.00
Released by DBM		0.00	0.00	0.00
Add: LP/GP Received from CO/PSO (with ASA)		0.00	0.00	0.00
Less: LP/GP Issued by CO/PSO (with ASA)		0.00	0.00	0.00
Add: LP/GP Received from CO/PSO (without ASA)		0.00	0.00	0.00
Less: LP/GP Issued by CO/PSO (without ASA)		0.00	0.00	0.00
TRA		369,271.65	194,789.02	564,060.67
CDC		0.00	0.00	0.00
NCAA		0.00	0.00	0.00
Total Disbursement Authorities Available	0.00	11,341,271.65	11,337,789.02	22,679,060.67
Less:				
Lapsed NCA		0.00	0.00	0.00
Disbursements**	0.00	11,341,271.65	5,090,805.08	16,432,076.73
Less: Other Non-Cash Disbursements	0.00	0.00	0.00	0.00
Disbursements effected through outright deductions from claims	0.00	0.00	0.00	0.00
Overpayment of expenses (e.g. personal benefits)		0.00	0.00	0.00
Restitution for loss of government property		0.00	0.00	0.00
Liquidated Damages		0.00	0.00	0.00
Disallowance		0.00	0.00	0.00
and other similar items (please specify...)		0.00	0.00	0.00
and other similar items (please specify...)		0.00	0.00	0.00
and other similar items (please specify...)		0.00	0.00	0.00
Add/Less: Adjustments	0.00	0.00	0.00	0.00
Adjustments on MDS Accounts	0.00	0.00	0.00	0.00
Less: Adjustments (e.g. cancelled/stale checks)	0.00	0.00	0.00	0.00
Replacement of Staled/Cancelled Checks		0.00	0.00	0.00
Replacement of Staled/Cancelled LDDAP-ADA		0.00	0.00	0.00
Erroneous Payment		0.00	0.00	0.00
please specify...				
Add: Adjustments (e.g. cancelled check/staled checks)	0.00	0.00	0.00	0.00
Restoration of Staled/Cancelled Checks		0.00	0.00	0.00
Restoration of Staled/Cancelled LDDAP-ADA		0.00	0.00	0.00
Erroneous Payment		0.00	0.00	0.00
please specify...				
please specify...				
Adjustments on Current Accounts	0.00	0.00	0.00	0.00
Less: Adjustments (e.g. cancelled/stale checks)	0.00	0.00	0.00	0.00
Reversal of Unreleased Checks at Year-end		0.00	0.00	0.00
Replacement of Staled/Cancelled Checks		0.00	0.00	0.00
Erroneous Payment		0.00	0.00	0.00
please specify...				
please specify...				
Add: Adjustments (e.g. cancelled check/staled checks)	0.00	0.00	0.00	0.00
Restoration of Cash for Unreleased Checks at Year-end		0.00	0.00	0.00
Restoration of Staled/Cancelled Checks		0.00	0.00	0.00
Erroneous Payment		0.00	0.00	0.00
please specify...				
please specify...				
Balance of Disbursement Authorities as at date	0.00	0.00	6,246,983.94	6,246,983.94

Prepared by: 
 GILLIAN ROSE J. SALUB
 OIC, Chief Accountant
 Date: _____

Approved by: 
 ENGR. REMELYN R. RECODER, MNSA, CESO III
 Director IV
 Date: _____


MONTHLY REPORT OF DISBURSEMENTS
FOR THE MONTH OF MAY 2024


Department : Department of Agriculture
 Agency : Office of the Secretary
 Operating Unit : Agricultural Training Institute
 Organization Code (UACS) : 050010200001
 Fund Cluster : 03 - Rice Competitiveness Enhancement Fund

PARTICULARS	Current Year Budget (Current Appropriations)					Prior Year's Budget										TOTAL	SUB-TOTAL	TRUST LIABILITIES				Grand Total					Remarks					
	PS	MOOE	FINEX	CO	TOTAL	Prior Year's Accounts Payable (PYO)					Current Year's Accounts Payable (Continuing Apprs)							PS	MOOE	FINEX	CO	TOTAL	PS	MOOE	FINEX	CO		TOTAL				
						PS	MOOE	FINEX	CO	SUB-TOTAL	PS	MOOE	FINEX	CO	SUB-TOTAL														PS	MOOE	FINEX	CO
CASH DISBURSEMENTS																																
MDS Disbursements	0.00	7,999,570.25	0.00	0.00	7,999,570.25	0.00	0.00	0.00	0.00	0.00	0.00	11,610.54	0.00	0.00	11,610.54	11,610.54	11,610.54	0.00	0.00	0.00	0.00	0.00	0.00	0.00	0.00	0.00	0.00	8,011,180.79	0.00	0.00	8,011,180.79	
Notice of Cash Allocation (NCA)	0.00	7,999,570.25	0.00	0.00	7,999,570.25	0.00	0.00	0.00	0.00	0.00	0.00	11,610.54	0.00	0.00	11,610.54	11,610.54	11,610.54	0.00	0.00	0.00	0.00	0.00	0.00	0.00	0.00	0.00	0.00	8,011,180.79	0.00	0.00	8,011,180.79	
MDS Check Issued		2,057,455.19			2,057,455.19																							2,057,455.19			2,057,455.19	
Advise to Debit Account		5,942,115.06			5,942,115.06							11,610.54			11,610.54	11,610.54	11,610.54											5,953,725.60			5,953,725.60	
Notice of Transfer Allocation (NTA)	0.00	0.00	0.00	0.00	0.00	0.00	0.00	0.00	0.00	0.00	0.00	0.00	0.00	0.00	0.00	0.00	0.00	0.00	0.00	0.00	0.00	0.00	0.00	0.00	0.00	0.00	0.00	0.00	0.00	0.00	0.00	
MDS Check Issued		0.00			0.00																							0.00			0.00	
Advise to Debit Account		0.00			0.00																							0.00			0.00	
Working Fund for FAPs		0.00			0.00																							0.00			0.00	
Cash Disbursement Ceiling (CDC)		0.00			0.00																							0.00			0.00	
TOTAL CASH DISBURSEMENTS	0.00	7,999,570.25	0.00	0.00	7,999,570.25	0.00	0.00	0.00	0.00	0.00	0.00	11,610.54	0.00	0.00	11,610.54	11,610.54	11,610.54	0.00	0.00	0.00	0.00	0.00	0.00	0.00	0.00	0.00	0.00	8,011,180.79	0.00	0.00	8,011,180.79	
NON-CASH DISBURSEMENTS																																
Tax Remittance Advice (TRA)		268,572.38			268,572.38							990.09			990.09	990.09	990.09											269,562.47			269,562.47	
Non-Cash Availment Authority (NCAA)		0.00			0.00							0.00			0.00	0.00	0.00											0.00			0.00	
Disbursements effected through outright deductions from claims	0.00	0.00	0.00	0.00	0.00	0.00	0.00	0.00	0.00	0.00	0.00	0.00	0.00	0.00	0.00	0.00	0.00	0.00	0.00	0.00	0.00	0.00	0.00	0.00	0.00	0.00	0.00	0.00	0.00	0.00	0.00	
Overpayment of expenses (e.g. personal benefits)		0.00			0.00																							0.00			0.00	
Restitution for loss of government property		0.00			0.00																							0.00			0.00	
Liquidated Damages		0.00			0.00																							0.00			0.00	
Disallowance		0.00			0.00																							0.00			0.00	
and other similar items (please specify...)		0.00			0.00																							0.00			0.00	
and other similar items (please specify...)		0.00			0.00																							0.00			0.00	
and other similar items (please specify...)		0.00			0.00																							0.00			0.00	
Others	0.00	0.00	0.00	0.00	0.00	0.00	0.00	0.00	0.00	0.00	0.00	0.00	0.00	0.00	0.00	0.00	0.00	0.00	0.00	0.00	0.00	0.00	0.00	0.00	0.00	0.00	0.00	0.00	0.00	0.00	0.00	
TEF		0.00			0.00																							0.00			0.00	
DTY-Duty Stamp Tax		0.00			0.00																							0.00			0.00	
and other similar items (please specify...)		0.00			0.00																							0.00			0.00	
and other similar items (please specify...)		0.00			0.00																							0.00			0.00	
and other similar items (please specify...)		0.00			0.00																							0.00			0.00	
TOTAL NON-CASH DISBURSEMENTS	0.00	268,572.38	0.00	0.00	268,572.38	0.00	0.00	0.00	0.00	0.00	0.00	990.09	0.00	0.00	990.09	990.09	990.09	0.00	0.00	0.00	0.00	0.00	0.00	0.00	0.00	0.00	0.00	269,562.47	0.00	0.00	269,562.47	
GRAND TOTAL	0.00	8,268,142.63	0.00	0.00	8,268,142.63	0.00	0.00	0.00	0.00	0.00	0.00	12,600.63	0.00	0.00	12,600.63	12,600.63	12,600.63	0.00	0.00	0.00	0.00	0.00	0.00	0.00	0.00	0.00	0.00	8,280,743.26	0.00	0.00	8,280,743.26	

SUMMARY:

	Carry Over Balance from Previous Year	Previous Report	This Month	As at Date
Total Disbursement Authorities Received				
NCA		22,115,000.00	11,076,000.00	33,191,000.00
NTA	0.00	0.00	0.00	0.00
Add: Notice of Transfer of Allocations (NTA) Received		0.00	0.00	0.00
Less: Notice of Transfer of Allocations (NTA) Issued		0.00	0.00	0.00
Working Fund	0.00	0.00	0.00	0.00
Released by DBM		0.00	0.00	0.00
Add: LP/GP Received from CO/PSO (with ASA)		0.00	0.00	0.00
Less: LP/GP Issued by CO/PSO (with ASA)		0.00	0.00	0.00
Add: LP/GP Received from CO/PSO (without ASA)		0.00	0.00	0.00
Less: LP/GP Issued by CO/PSO (without ASA)		0.00	0.00	0.00
TRA		564,060.67	269,562.47	833,623.14
CDC		0.00	0.00	0.00
NCAA		0.00	0.00	0.00
Total Disbursement Authorities Available	0.00	22,679,060.67	11,345,562.47	34,024,623.14
Less:				
Lapsed NCA		0.00	0.00	0.00
Disbursements**		16,432,076.73	8,280,743.26	24,712,819.99
Less: Other Non-Cash Disbursements	0.00	0.00	0.00	0.00
Disbursements effected through outright deductions from claims	0.00	0.00	0.00	0.00
Overpayment of expenses (e.g. personal benefits)		0.00	0.00	0.00
Restitution for loss of government property		0.00	0.00	0.00
Liquidated Damages		0.00	0.00	0.00
Disallowance		0.00	0.00	0.00
and other similar items (please specify...)		0.00	0.00	0.00
and other similar items (please specify...)		0.00	0.00	0.00
and other similar items (please specify...)		0.00	0.00	0.00
Add/Less: Adjustments	0.00	0.00	(7,000.00)	(7,000.00)
Adjustments on MDS Accounts	0.00	0.00	(7,000.00)	(7,000.00)
Less: Adjustments (e.g. cancelled/stale checks)	0.00	0.00	7,000.00	7,000.00
Replacement of Staled/Cancelled Checks		0.00	7,000.00	7,000.00
Replacement of Staled/Cancelled LDDAP-ADA		0.00	0.00	0.00
Erroneous Payment		0.00	0.00	0.00
please specify...		0.00	0.00	0.00
please specify...		0.00	0.00	0.00
Add: Adjustments (e.g. cancelled checks/stale checks)	0.00	0.00	0.00	0.00
Restoration of Staled/Cancelled Checks		0.00	0.00	0.00
Restoration of Staled/Cancelled LDDAP-ADA		0.00	0.00	0.00
Erroneous Payment		0.00	0.00	0.00
please specify...		0.00	0.00	0.00
please specify...		0.00	0.00	0.00
Adjustments on Current Accounts	0.00	0.00	0.00	0.00
Less: Adjustments (e.g. cancelled/stale checks)	0.00	0.00	0.00	0.00
Reversal of Unreleased Checks at Year-end		0.00	0.00	0.00
Replacement of Staled/Cancelled Checks		0.00	0.00	0.00
Erroneous Payment		0.00	0.00	0.00
please specify...		0.00	0.00	0.00
please specify...		0.00	0.00	0.00
Add: Adjustments (e.g. cancelled check/stale checks)	0.00	0.00	0.00	0.00
Restoration of Cash for Unreleased Checks at Year-end		0.00	0.00	0.00
Restoration of Staled/Cancelled Checks		0.00	0.00	0.00
Erroneous Payment		0.00	0.00	0.00
please specify...		0.00	0.00	0.00
please specify...		0.00	0.00	0.00
Balance of Disbursement Authorities as at date	0.00	6,246,983.94	3,057,819.21	9,304,803.15

Prepared by: 
 GILLIAN SUSEL SALUIB
 OIC, Chief Accountant
 Date: _____

Approved by: 
 MGR. REMELYN R. RECOTER, MNSA, CESO III
 Director IV
 Date: _____

MONTHLY REPORT OF DISBURSEMENTS
FOR THE MONTH OF MAY 2024

Department : Department of Agriculture
 Agency : Office of the Secretary
 Operating Unit : Agricultural Training Institute
 Organization Code (UACS) : 050010200001
 Fund Cluster : 07 - Coconut Farmers Industry Trust Fund

PARTICULARS	Current Year Budget (Current Appropriations)					Prior Year's Budget										TOTAL	SUB-TOTAL	TRUST LIABILITIES				Grand Total					Remarks	
	PS	MOOE	FINEX	CO	TOTAL	Prior Year's Accounts Payable (PYO)					Current Year's Accounts Payable (Continuing Appro)							PS	MOOE	CO	TOTAL	PS	MOOE	FINEX	CO	TOTAL		
						PS	MOOE	FINEX	CO	SUB-TOTAL	PS	MOOE	FINEX	CO	SUB-TOTAL													PS
1	2	3	4	5	6=(2+3+4+5)	7	8	9	10	11=(7+8+9+10)	12	13	14	15	16=(12+13+14+15)	17=(11+16)	18=(6+17)	19	20	21	22=(19+20+21)	23	24	25	26	27=(23+24+25+26)	28	
CASH DISBURSEMENTS																												
MDS Disbursements	0.00	0.00	0.00	0.00	0.00	0.00	0.00	0.00	0.00	0.00	0.00	0.00	0.00	0.00	0.00	0.00	0.00	0.00	19,131,493.33	0.00	0.00	19,131,493.33	0.00	19,131,493.33	0.00	0.00	19,131,493.33	
Notice of Cash Allocation (NCA)	0.00	0.00	0.00	0.00	0.00	0.00	0.00	0.00	0.00	0.00	0.00	0.00	0.00	0.00	0.00	0.00	0.00	0.00	19,131,493.33	0.00	0.00	19,131,493.33	0.00	19,131,493.33	0.00	0.00	19,131,493.33	
MDS Check Issued	0.00				0.00	0.00				0.00					0.00				7,508,650.50			7,508,650.50		7,508,650.50			7,508,650.50	
Advise to Debit Account					0.00					0.00					0.00				11,622,842.83			11,622,842.83		11,622,842.83			11,622,842.83	
Notice of Transfer Allocation (NTA)	0.00	0.00	0.00	0.00	0.00	0.00	0.00	0.00	0.00	0.00	0.00	0.00	0.00	0.00	0.00	0.00	0.00	0.00	0.00	0.00	0.00	0.00	0.00	0.00	0.00	0.00	0.00	
MDS Check Issued					0.00					0.00					0.00				0.00			0.00		0.00		0.00		
Advise to Debit Account					0.00					0.00					0.00				0.00			0.00		0.00		0.00		
Working Fund for FAPs					0.00					0.00					0.00				0.00			0.00		0.00		0.00		
Cash Disbursement Ceiling (CDC)					0.00					0.00					0.00				0.00			0.00		0.00		0.00		
TOTAL CASH DISBURSEMENTS	0.00	0.00	0.00	0.00	0.00	0.00	0.00	0.00	0.00	0.00	0.00	0.00	0.00	0.00	0.00	0.00	0.00	0.00	19,131,493.33	0.00	0.00	19,131,493.33	0.00	19,131,493.33	0.00	0.00	19,131,493.33	
NON-CASH DISBURSEMENTS																				98,041.43			98,041.43		98,041.43			98,041.43
Tax Remittance Advice (TRA)					0.00					0.00					0.00				98,041.43			98,041.43		98,041.43			98,041.43	
Non-Cash Availment Authority (NCAA)					0.00					0.00					0.00				0.00			0.00		0.00		0.00		
Disbursements effected through outright deductions from claims	0.00	0.00	0.00	0.00	0.00	0.00	0.00	0.00	0.00	0.00	0.00	0.00	0.00	0.00	0.00	0.00	0.00	0.00	0.00	0.00	0.00	0.00	0.00	0.00	0.00	0.00	0.00	
Overpayment of expenses (e.g. personal benefits)					0.00					0.00					0.00				0.00			0.00		0.00		0.00		
Restitution for loss of government property					0.00					0.00					0.00				0.00			0.00		0.00		0.00		
Liquidated Damages					0.00					0.00					0.00				0.00			0.00		0.00		0.00		
Disallowance					0.00					0.00					0.00				0.00			0.00		0.00		0.00		
and other similar items (please specify...)					0.00					0.00					0.00				0.00			0.00		0.00		0.00		
and other similar items (please specify...)					0.00					0.00					0.00				0.00			0.00		0.00		0.00		
and other similar items (please specify...)					0.00					0.00					0.00				0.00			0.00		0.00		0.00		
Others	0.00	0.00	0.00	0.00	0.00	0.00	0.00	0.00	0.00	0.00	0.00	0.00	0.00	0.00	0.00	0.00	0.00	0.00	0.00	0.00	0.00	0.00	0.00	0.00	0.00	0.00	0.00	
TEF					0.00					0.00					0.00				0.00			0.00		0.00		0.00		
BIR Doc Stamp Tax					0.00					0.00					0.00				0.00			0.00		0.00		0.00		
and other similar items (please specify...)					0.00					0.00					0.00				0.00			0.00		0.00		0.00		
and other similar items (please specify...)					0.00					0.00					0.00				0.00			0.00		0.00		0.00		
and other similar items (please specify...)					0.00					0.00					0.00				0.00			0.00		0.00		0.00		
TOTAL NON-CASH DISBURSEMENTS	0.00	0.00	0.00	0.00	0.00	0.00	0.00	0.00	0.00	0.00	0.00	0.00	0.00	0.00	0.00	0.00	0.00	0.00	98,041.43	0.00	0.00	98,041.43	0.00	98,041.43	0.00	0.00	98,041.43	
GRAND TOTAL	0.00	0.00	0.00	0.00	0.00	0.00	0.00	0.00	0.00	0.00	0.00	0.00	0.00	0.00	0.00	0.00	0.00	0.00	19,229,534.76	0.00	0.00	19,229,534.76	0.00	19,229,534.76	0.00	0.00	19,229,534.76	

SUMMARY:

	Carry Over Balance from Previous Year	Previous Report	This Month	As at Date
Total Disbursement Authorities Received				
NCA		300,000,000.00		300,000,000.00
NTA	0.00	0.00	0.00	0.00
Add: Notice of Transfer of Allocations (NTA) Received		0.00	0.00	0.00
Less: Notice of Transfer of Allocations (NTA) Issued		0.00	0.00	0.00
Working Fund	0.00	0.00	0.00	0.00
Released by DBM		0.00	0.00	0.00
Add: LP/GP Received from CO/PSO (with ASA)		0.00	0.00	0.00
Less: LP/GP Issued by CO/PSO (with ASA)		0.00	0.00	0.00
Add: LP/GP Received from CO/PSO (without ASA)		0.00	0.00	0.00
Less: LP/GP Issued by CO/PSO (without ASA)		0.00	0.00	0.00
TRA		374,422.90	98,041.43	472,464.33
CDC		0.00	0.00	0.00
NCAA		0.00	0.00	0.00
Total Disbursement Authorities Available	0.00	300,374,422.90	98,041.43	300,472,464.33
Less:				
Lapsed NCA		0.00	0.00	0.00
Disbursements**		11,491,870.52	19,229,534.76	30,721,405.28
Less: Other Non-Cash Disbursements	0.00	0.00	0.00	0.00
Disbursements effected through outright deductions from claims	0.00	0.00	0.00	0.00
Overpayment of expenses (e.g. personal benefits)		0.00	0.00	0.00
Restitution for loss of government property		0.00	0.00	0.00
Liquidated Damages		0.00	0.00	0.00
Disallowance		0.00	0.00	0.00
and other similar items (please specify...)		0.00	0.00	0.00
and other similar items (please specify...)		0.00	0.00	0.00
and other similar items (please specify...)		0.00	0.00	0.00
Add/Less: Adjustments	0.00	0.00	0.00	0.00
Adjustments on MDS Accounts	0.00	0.00	0.00	0.00
Less: Adjustments (e.g. cancelled/stale checks)	0.00	0.00	0.00	0.00
Replacement of Cancelled Checks/LDDAP-ADA		0.00	0.00	0.00
please specify...		0.00	0.00	0.00
please specify...		0.00	0.00	0.00
Add: Adjustments (e.g. cancelled check/staled checks)	0.00	0.00	0.00	0.00
Cancelled Checks/LDDAP-ADA		0.00	0.00	0.00
Staled Checks		0.00	0.00	0.00
please specify...		0.00	0.00	0.00
Adjustments on Current Accounts	0.00	0.00	0.00	0.00
Less: Adjustments (e.g. cancelled/stale checks)	0.00	0.00	0.00	0.00
Replacement of Cancelled Checks		0.00	0.00	0.00
please specify...		0.00	0.00	0.00
please specify...		0.00	0.00	0.00
Add: Adjustments (e.g. cancelled check/staled checks)	0.00	0.00	0.00	0.00
Cancelled Checks		0.00	0.00	0.00
Staled Checks		0.00	0.00	0.00
please specify...		0.00	0.00	0.00
Balance of Disbursement Authorities as at date	0.00	288,882,552.38	(19,131,493.33)	269,751,059.05

Prepared by:

GILLIAN L. SALUIB
 OIC - Chief Accountant
 Date:

Approved by:

ENGR. REMELYN R. RECOTER, MNSA, CESO III
 Director IV
 Date:

QUARTERLY REPORT OF REVENUE AND OTHER RECEIPTS
As at the Quarter Ending June 30, 2024

Department : DEPARTMENT OF AGRICULTURE
 Agency : OFFICE OF THE SECRETARY
 Operating Unit : AGRICULTURAL TRAINING INSTITUTE (ATI)
 Organization Code (UACS) : 0500102000001
 Funding Source Code (as clustered) : FUND CLUSTER 01 - REGULAR AGENCY FUND

CLASSIFICATION / SOURCES OF REVENUE AND OTHER RECEIPTS	UACS Code	REVENUE TARGET (Annual)	ACTUAL REVENUE AND OTHER RECEIPTS COLLECTIONS					CUMULATIVE REMITTANCE / DEPOSITS TO DATE			VARIANCE		REMARKS
			1st Quarter	2nd Quarter	3rd Quarter	4th Quarter	TOTAL	Remittance to BTr	Deposited with AGDB	TOTAL	AMOUNT	%	
1	2	3	4	5	6	7	8=(4+5+6+7)	9	10	11=(9+10)	12=(8-3)	13=(12/3)	14
A. Regular Agency Fund (Fund Cluster Code 01)													
A.1. Revenue Collections													
A.1.1 Cash Revenue													
Tax													
Documentary Stamp Tax	40104010 00						-						
Business Income													
Seminar/Training Fees	40202040 00						-						
Rent/Lease Income	40202050 00	497,369.56	110,532.15	110,532.15			221,064.30	221,064.30		221,064.30	(276,305.26)	-56%	
Income from Hostels/Dormitories and Other Like Facilities	40202130 00		19,600.00				19,600.00		19,600.00	19,600.00	19,600.00		
Other Non-Operating Income													
Miscellaneous Income													
Proceeds from Insurance/Indemnities	40609010 00						-						
Miscellaneous Income (e.g. Liquidated Damages)	40609990 00	22,360.00		8,000.00			8,000.00	8,000.00		8,000.00	(14,360.00)		
A.1.2 Non-Cash Revenue													
Tax													
Non-Tax													
Collections effected through outright deductions from claims													
Miscellaneous Income (e.g. Liquidated Damages)	40609990 00		3.82	190.76			194.58	194.58		194.58	194.58		
A.2. Non-Revenue Collections/Other Receipts													
A.2.1 Cash Receipts													
Others													
Refund of Cash Advances	19901000 00						-						
Advances for Operating Expenses	19901010 00						-						
Advances for Payroll	19901020 00		858.36				858.36	858.36		858.36	858.36		
Advances to Disbursing Officer	19901030 00		3,841.89	17,876.23			21,718.12	21,718.12		21,718.12	21,718.12		
Advances to Officers and Employees	19901040 00		2,182.00	24,353.28			26,535.28	26,535.28		26,535.28	26,535.28		
Petty Cash	10101020 00						-						
Refund of Overpayment	50000000 00						-						
Salaries and Wages - Regular	50101010 00			15,760.86			15,760.86	15,760.86		15,760.86	15,760.86		
Personal Economic Relief Allowance (PERA)	50102010 00						-						
Representation Allowance (RA)	50102020 00		10,000.00				10,000.00	10,000.00		10,000.00	10,000.00		
Clothing/Uniform Allowance	50102040 00						-						
Other Personnel Benefits	50104990 00						-						
Traveling Expenses-Local	50201010 00			465.00			465.00	465.00		465.00	465.00		
Scholar/Grant Expenses	50202020 00		20,303.00	34,967.05			55,270.05	55,270.05		55,270.05	55,270.05		
Donations	50299080 00		1,000.00	4,000.00			5,000.00	5,000.00		5,000.00	5,000.00		
Other Maintenance and Operating Expenses	50299990 02		3,000.00				3,000.00	3,000.00		3,000.00	3,000.00		
Due from LGUs	10303030 00		3,118.75	196,480.99			199,599.74	199,599.74		199,599.74	199,599.74		
Disallowances	10399010 00		1,003,492.46	463,807.57			1,467,300.03	1,467,300.03		1,467,300.03	1,467,300.03		
Due from NGOs/POs	10399030 00			10,000,000.00			10,000,000.00	10,000,000.00		10,000,000.00	10,000,000.00		
A.2.2 Non-Cash Receipts													
Collections effected through outright deductions from claims													
Other General Services	50212990 00		4,102.67				4,102.67	4,102.67		4,102.67	4,102.67		
Other Maintenance and Operating Expenses	50299990 02						-						
Disallowances	10399010 00			247,000.00			247,000.00	247,000.00		247,000.00	247,000.00		
TOTAL		519,729.56	1,182,035.10	11,123,433.89			12,305,468.99	12,285,868.99	19,600.00	12,305,468.99	11,785,739.43		

Certified Correct:

GILLIAN ROSE L. SALUIB
OIC, Head Accounting Unit

Approved By :

ENGR. REMELYN R. RECOTER, MNSA, CESO III
Director IV

QUARTERLY REPORT OF REVENUE AND OTHER RECEIPTS
As at the Quarter Ending June 30, 2024

Department : DEPARTMENT OF AGRICULTURE
 Agency : OFFICE OF THE SECRETARY
 Operating Unit : AGRICULTURAL TRAINING INSTITUTE (ATI)
 Organization Code (UACS) : 050010200001
 Funding Source Code (as clustered) : FUND CLUSTER 03 - LOCALLY FUNDED/DOMESTIC GRANT FUND

CLASSIFICATION / SOURCES OF REVENUE AND OTHER RECEIPTS	UACS Code	REVENUE TARGET (Annual)	ACTUAL REVENUE AND OTHER RECEIPTS COLLECTIONS					CUMULATIVE REMITTANCE / DEPOSITS TO DATE			VARIANCE		REMARKS
			1st Quarter	2nd Quarter	3rd Quarter	4th Quarter	TOTAL	Remittance to BTr	Deposited with AGDB	TOTAL	AMOUNT	%	
1	2	3	4	5	6	7	8=(4+5+6+7)	9	10	11=(9+10)	12=(8-3)	13=(12/3)	14
C. Locally Funded/Domestic Grant Fund (Fund Cluster Code 03)													
C.1. Revenue Collections													
C.1.1 Cash Revenue													
Tax													
Documentary Stamp Tax	40104010 00						-			-	-		
Non-Tax													
C.1.2 Non-Cash Revenue													
Tax													
Non-Tax													
Collections effected through outright deductions from claims													
Miscellaneous Income (e.g. Liquidated Damages)	40609990 00						-			-	-		
[C.2. Non-Revenue Collections/Other Receipts													
C.2.1 Cash Receipts													
Others													
Refund of Cash Advances	19901000 00						-			-	-		
Advances to Operating Units	19901010 00						-			-	-		
Advances to Payroll	19901020 00						-			-	-		
Advances to Disbursing Officer	19901030 00		214,523.40	2,562.00			217,085.40	217,085.40		217,085.40	217,085.40		
Refund of Overpayment	50000000 00						-			-	-		
Training Expenses	50202010 02			7,000.00			7,000.00	7,000.00		7,000.00	7,000.00		
Donations	50299080 00		150,000.00				150,000.00	150,000.00		150,000.00	150,000.00		
C.2.2 Non-Cash Receipts													
Collections effected through outright deductions from claims													
Disallowances	10399010 00						-			-	-		
Restitution of loss							-			-	-		
Other (e.g. AWOP)							-			-	-		
Due from Officers and Employees	10399020 00						-			-	-		
Due from NGOs/POs	10399030 00						-			-	-		
Other Receivables	10399990 00						-			-	-		
Bank Charge							-			-	-		
TOTAL			364,523.40	9,562.00			374,085.40	374,085.40		367,085.40	367,085.40		

Certified Correct:

GILLIAN ROSE L. SALUIB
OIC, Head, Accounting Unit

Approved By:

ENGR. REMELYN R. RECOTER, MNSA, CESO III
Director IV

QUARTERLY REPORT OF REVENUE AND OTHER RECEIPTS
As at the Quarter Ending June 30, 2024

Department : DEPARTMENT OF AGRICULTURE
 Agency : OFFICE OF THE SECRETARY
 Operating Unit : AGRICULTURAL TRAINING INSTITUTE (ATI)
 Organization Code (UACS) : 0500102000001
 Funding Source Code (as clustered) : FUND CLUSTER 06 - BUSINESS RELATED/REVOLVING FUND

CLASSIFICATION / SOURCES OF REVENUE AND OTHER RECEIPTS	UACS Code	REVENUE TARGET (Annual)	ACTUAL REVENUE AND OTHER RECEIPTS COLLECTIONS					CUMULATIVE REMITTANCE / DEPOSITS TO DATE			VARIANCE		REMARKS
			1st Quarter	2nd Quarter	3rd Quarter	4th Quarter	TOTAL	Remittance to BTr	Deposited with AGDB	TOTAL	AMOUNT	%	
1	2	3	4	5	6	7	8=(4+5+6+7)	9	10	11=(9+10)	12=(8-3)	13=(12/3)	14
F. Business Related/Revolving Fund (Fund Cluster Code 06)													
F.1. Revenue Collections													
F.1.1 Cash Revenue													
Tax													
Documentary Stamp Tax	40104010 00						-			-			
Non-Tax													
Business Income													
Seminar/Training Fees	40202040 00	3,045,652.40	184,000.00				184,000.00		184,000.00	184,000.00	(2,861,652.40)	-94%	
Rent/Lease Income	40202050 00	6,804,275.64	1,071,880.00	2,214,550.00			3,286,430.00		3,286,430.00	3,286,430.00	(3,517,845.64)	-52%	
Income from Hostels/Dormitories and Other Like Facilities	40202130 00	32,268,446.59	4,246,929.07	14,925,679.31			19,172,608.38		19,172,608.38	19,172,608.38	(13,095,838.21)	-41%	
Slaughterhouse Operation	40202140 00						-			-			
Income from Printing and Publication	40202150 00		44,000.00	10,000.00			54,000.00		54,000.00	54,000.00	54,000.00		
Interest Income													
Interest on NG Deposits	40202200 01		17.16				17.16		17.16	17.16	17.16		
Other Business Income	40202990 99	1,029,989.08	19,133.00	119,891.00			139,024.00		139,024.00	139,024.00	(890,965.08)	-87%	
Gains													
Gain on Sale of Biological Assets	40501060 00	3,718,464.09	3,443,455.10				3,443,455.10		3,443,455.10	3,443,455.10	(275,008.99)		
Gain from Changes in Fair Value Less Cost to Sell of Biological Assets Due to Physical Change	40501070 00						-			-			
Gain from Changes in Fair Value Less Cost to Sell of Biological Assets Due to Price Change	40501080 00						-			-			
Gain on Sale of Agricultural Produce	40501090 00		267,088.75				267,088.75		267,088.75	267,088.75	267,088.75		
Miscellaneous Income													
Proceeds from Insurance/Indemnities	40609010 00						-			-			
Miscellaneous Income (e.g. Liquidated Damages)	40609990 00		1,441.93	1,500.00			2,941.93	1,441.93	1,500.00	2,941.93	2,941.93		
F.1.2 Non-Cash Revenue													
Tax													
Non-Tax													
Collections effected through outright deductions from claims													
Miscellaneous Income (e.g. Liquidated Damages)	40609990 00						-			-			
F.2. Non-Revenue Collections/Other Receipts													
F.2.1 Cash Receipts													
Others													
Refund of Cash Advances	19901000 00						-			-			
F.2.2 Non-Cash Receipts													
Collections effected through outright deductions from claims													
Overpayment of expnses	50200000 00						-			-			
Restitution of loss							-			-			
Other (e.g. AWOP)													
Due from Officers and Employees	10399020 00		0.03				0.03		0.03	0.03	0.03		
Due from NGOs/POs	10399030 00						-			-			
Other Receivables	10399990 00						-			-			
TOTAL		46,866,827.80	9,277,945.04	17,271,620.31	-	-	26,549,565.35	1,441.93	26,548,123.42	26,549,565.35	(20,317,262.45)		

Certified Correct

GILLIAN ROSE L. SALUIB
OIC, Head, Accounting Unit

Approved By :

ENGR. REMELYN R. RECOTER, MNSA, CESO III
Director IV


STATEMENT OF APPROVED BUDGET, UTILIZATIONS, DISBURSEMENT AND BALANCES FOR TRUST RECEIPTS
As at the Quarter Ending June 30, 2024


FAR 6


Department : Department of Agriculture
 Agency/Entity : Office of the Secretary
 Operating Unit : Agricultural Training Institute (ATI)
 Organization Code : 05 001 01 00000
 Fund Cluster : 07 CFITF

	Inter Agency Fund Transfer
	Grants and Donations (Less than 12 Months)

Source Agencies and Projects	UACS CODE	Approved Budget			Utilizations					Disbursements					Balances		
		Approved Budgeted Revenue/Receipt	Adjustments (Additional, Reductions, Modifications/ Augmentations)	Adjusted Budgeted Revenue	1st Quarter	2nd Quarter	3rd Quarter	4th Quarter	Total	1st Quarter	2nd Quarter	3rd Quarter	4th Quarter	Total	Unutilized Budget	Unliquidated	
																Due and Demandable	Not Yet Due and Demandable
Department of Budget and Management (DBM)		300,000,000.00	0.00	300,000,000.00	36,267,198.23	117,535,292.72	0.00	0.00	153,802,490.95	0.00	61,371,784.65	0.00	0.00	61,371,784.65	146,197,509.05		92,430,706.30
Office of the Secretary		300,000,000.00	0.00	300,000,000.00	36,267,198.23	117,535,292.72	0.00	0.00	153,802,490.95	0.00	61,371,784.65	0.00	0.00	61,371,784.65	146,197,509.05		92,430,706.30
Staff Bureaus		300,000,000.00	0.00	300,000,000.00	36,267,198.23	117,535,292.72	0.00	0.00	153,802,490.95	0.00	61,371,784.65	0.00	0.00	61,371,784.65	146,197,509.05		92,430,706.30
Coconut Farmers Industry Trust Fund		300,000,000.00	0.00	300,000,000.00	36,267,198.23	117,535,292.72	0.00	0.00	153,802,490.95	0.00	61,371,784.65	0.00	0.00	61,371,784.65	146,197,509.05		92,430,706.30
PS				0.00					0.00	0.00				0.00	0.00		0.00
FINEX				0.00					0.00	0.00				0.00	0.00		0.00
MOOE	7308601	300,000,000.00		300,000,000.00	36,267,198.23	117,535,292.72			153,802,490.95		61,371,784.65			61,371,784.65	146,197,509.05		92,430,706.30
CO				0.00					0.00	0.00				0.00	0.00		0.00
Grand Total		300,000,000.00	0.00	300,000,000.00	36,267,198.23	117,535,292.72	0.00	0.00	153,802,490.95	0.00	61,371,784.65	0.00	0.00	61,371,784.65	146,197,509.05		92,430,706.30
PS		0.00	0.00	0.00	0.00	0.00	0.00	0.00	0.00	0.00	0.00	0.00	0.00	0.00	0.00		0.00
MOOE		300,000,000.00	0.00	300,000,000.00	36,267,198.23	117,535,292.72	0.00	0.00	153,802,490.95	0.00	61,371,784.65	0.00	0.00	61,371,784.65	146,197,509.05		92,430,706.30
FINEX		0.00	0.00	0.00	0.00	0.00	0.00	0.00	0.00	0.00	0.00	0.00	0.00	0.00	0.00		0.00
CO		0.00	0.00	0.00	0.00	0.00	0.00	0.00	0.00	0.00	0.00	0.00	0.00	0.00	0.00		0.00

Prepared by:

LEONILA D. CAIZ
 Budget Officer
 Date:

Prepared by:

GILLIAN ROSE L. SALUIB
 OIC, Head, Accounting Unit
 Date:

Approved by:

ENGR. REMELYN R. RECOTER, MNSA, CESO III
 Director IV
 Date: