



Republic of the Philippines

Department of Agriculture

AGRICULTURAL TRAINING INSTITUTE

ATI Building, Elliptical Road, Diliman, Quezon City, Metro Manila 1100

Tel. Nos. (63-2) 929-8541 to 49 & 928-7397 Fax No. (63-2) 920-9792

E-mail: [ati\\_director@ati.da.gov.ph](mailto:ati_director@ati.da.gov.ph) & [ati\\_director@yahoo.com](mailto:ati_director@yahoo.com)

Website: <http://www.ati.da.gov.ph>

FILE COPY

Ref. No. 2020-07- 1450  
July 28, 2020

**ATTY. FRANCISCO M. VILLANO, JR.**

Undersecretary – Designate for Finance

Department of Agriculture

Elliptical Road, Diliman,

Quezon City

ATTENTION: **MS. TELMA C. TOLENTINO**  
Chief, Accounting Division

Sir/ Madam:


Respectfully submitting the **Financial Accountability Reports- Consolidated Reports of Central Office and Regional Training Centers** for the quarter ending **June 30, 2020**, as follows:

1. FAR No. 1: Statement of Appropriations, Allotments, Obligations, Disbursements and Balances for Current Year
2. FAR No. 1-A: Statement of Appropriations, Allotments, Obligations, Disbursements and Balances for Current Year
3. FAR No. 1-B: List of Allotments and Sub-Allotments for Current Year
4. FAR No. 1: Statement of Appropriations, Allotments, Obligations, Disbursements and Balances for Continuing Fund
5. FAR No. 1-A: Statement of Appropriations, Allotments, Obligations, Disbursements and Balances for Continuing Fund
6. FAR No. 1-B: List of Allotments and Sub-Allotments for Continuing Fund
7. FAR No. 1: Statement of Appropriations, Allotments, Obligations, Disbursements and Balances for RCEF
8. FAR No. 1-A: Statement of Appropriations, Allotments, Obligations, Disbursements and Balances for RCEF
9. FAR No. 1-B: List of Allotments and Sub-Allotments for RCEF

For your information and guidance. Thank you!

Truly yours,

  
**ALFREDO S. ATON, MPS-DM**  
Director IV  

ISO 9001:2015 Certified  
C.R. No. TUV100 05 3040



STATEMENT OF APPROPRIATIONS, ALLOTMENTS, OBLIGATIONS, DISBURSEMENTS AND BALANCES As at the Quarter Ending June 30, 2020

Department : Department of Agriculture (DA)
Agency/Entity : Office of the Secretary
Operating Unit : Agricultural Training Institute
Organization Code (UACS) : 05 001 0200001
Fund Cluster : 01 - Regular Agency Fund

X Current Year Appropriations
Supplemental Appropriations
Continuing Appropriations

Table with columns: Particulars, UACS CODE, Appropriation, Allotments, Adjustments, Current Year Obligations (1st-4th Quarter, Total), Current Year Disbursements (1st-4th Quarter, Total), Balances (Unexpended, Unobligated, Unpaid Obligations).

Recapitulation by CO: Summary table for Agency Specific Budget, Special Purpose Fund, and Grand Total.


Certified Correct: Leonila D. Caiz, Head, Budget Unit


Certified Correct: Alyza Jane M. Vilamarzo-Carbungco, Head, Accounting Unit


Approved: Alfredo S. Aton, MPS-DM Director IV



Beaver Personal Assets Outlay		18,334,000.00	11,027,960.00	7,011,931.00	18,334,000.00	11,027,960.00	0.00	0.00	7,011,931.00	80,000.00	8,219,555.01	0.00	0.00	8,279,555.01	60,000.00	4,436,879.12	0.00	0.00	4,488,879.12	0.00	1,067,124.31	0.00	3,780,675.89
Livestock	5060501002	18,334,000.00	11,027,960.00	7,011,931.00	18,334,000.00	11,027,960.00	0.00	0.00	7,011,931.00	80,000.00	8,219,555.01	0.00	0.00	8,279,555.01	60,000.00	4,436,879.12	0.00	0.00	4,488,879.12	0.00	1,067,124.31	0.00	3,780,675.89
<b>E. Automatic Appropriations</b>		<b>25,225,000.00</b>	<b>18,778,134.28</b>	<b>6,446,865.72</b>	<b>25,225,000.00</b>	<b>18,778,134.28</b>	<b>0.00</b>	<b>206,422.20</b>	<b>6,446,865.72</b>	<b>5,790,511.89</b>	<b>569,950.97</b>	<b>0.00</b>	<b>0.00</b>	<b>6,369,461.58</b>	<b>5,301,501.28</b>	<b>874,468.87</b>	<b>0.00</b>	<b>0.00</b>	<b>6,175,970.15</b>	<b>0.00</b>	<b>79,403.76</b>	<b>0.00</b>	<b>193,491.81</b>
Retirement and Life Insurance Premiums	11614192	25,225,000.00	18,778,134.28	6,446,865.72	25,225,000.00	18,778,134.28	0.00	206,422.20	6,446,865.72	5,790,511.89	569,950.97	0.00	0.00	6,369,461.58	5,301,501.28	874,468.87	0.00	0.00	6,175,970.15	0.00	79,403.76	0.00	193,491.81
Personnel Services	5010000000	25,225,000.00	18,778,134.28	6,446,865.72	25,225,000.00	18,778,134.28	0.00	206,422.20	6,446,865.72	5,790,511.89	569,950.97	0.00	0.00	6,369,461.58	5,301,501.28	874,468.87	0.00	0.00	6,175,970.15	0.00	79,403.76	0.00	193,491.81
Personnel Benefit Contributions	5010300000	25,225,000.00	18,778,134.28	6,446,865.72	25,225,000.00	18,778,134.28	0.00	206,422.20	6,446,865.72	5,790,511.89	569,950.97	0.00	0.00	6,369,461.58	5,301,501.28	874,468.87	0.00	0.00	6,175,970.15	0.00	79,403.76	0.00	193,491.81
Retirement and Life Insurance Premiums	5010301000	25,225,000.00	18,778,134.28	6,446,865.72	25,225,000.00	18,778,134.28	0.00	206,422.20	6,446,865.72	5,790,511.89	569,950.97	0.00	0.00	6,369,461.58	5,301,501.28	874,468.87	0.00	0.00	6,175,970.15	0.00	79,403.76	0.00	193,491.81
Retirement and Life Insurance Premiums	5010301000	25,225,000.00	18,778,134.28	6,446,865.72	25,225,000.00	18,778,134.28	0.00	206,422.20	6,446,865.72	5,790,511.89	569,950.97	0.00	0.00	6,369,461.58	5,301,501.28	874,468.87	0.00	0.00	6,175,970.15	0.00	79,403.76	0.00	193,491.81
<b>III. Special Purpose Fund</b>		<b>0.00</b>	<b>42,893,710.00</b>	<b>42,893,710.00</b>	<b>0.00</b>	<b>42,893,710.00</b>	<b>0.00</b>	<b>0.00</b>	<b>42,893,710.00</b>	<b>0.00</b>	<b>0.00</b>	<b>0.00</b>	<b>0.00</b>	<b>42,893,710.00</b>	<b>0.00</b>	<b>0.00</b>	<b>0.00</b>	<b>0.00</b>	<b>42,893,710.00</b>	<b>0.00</b>	<b>0.00</b>	<b>0.00</b>	<b>0.00</b>
Miscellaneous Personnel Benefits Fund	11614204	0.00	42,893,710.00	42,893,710.00	0.00	42,893,710.00	0.00	0.00	42,893,710.00	0.00	0.00	0.00	0.00	42,893,710.00	0.00	0.00	0.00	0.00	42,893,710.00	0.00	0.00	0.00	0.00
Personnel Services	5010000000	0.00	10,993,710.00	10,993,710.00	0.00	10,993,710.00	0.00	0.00	10,993,710.00	0.00	0.00	0.00	0.00	10,993,710.00	0.00	0.00	0.00	0.00	10,993,710.00	0.00	0.00	0.00	0.00
Salaries and Wages - Regular	5010100000	0.00	9,315,096.00	9,315,096.00	0.00	9,315,096.00	0.00	0.00	9,315,096.00	0.00	0.00	0.00	0.00	9,315,096.00	0.00	0.00	0.00	0.00	9,315,096.00	0.00	0.00	0.00	0.00
Basic Salary - Civilian	5010101001	0.00	9,315,096.00	9,315,096.00	0.00	9,315,096.00	0.00	0.00	9,315,096.00	0.00	0.00	0.00	0.00	9,315,096.00	0.00	0.00	0.00	0.00	9,315,096.00	0.00	0.00	0.00	0.00
Other Compensation	5010200000	0.00	1,678,614.00	1,678,614.00	0.00	1,678,614.00	0.00	0.00	1,678,614.00	0.00	0.00	0.00	0.00	1,678,614.00	0.00	0.00	0.00	0.00	1,678,614.00	0.00	0.00	0.00	0.00
Year End Bonus	5010210001	0.00	778,258.00	778,258.00	0.00	778,258.00	0.00	0.00	778,258.00	0.00	0.00	0.00	0.00	778,258.00	0.00	0.00	0.00	0.00	778,258.00	0.00	0.00	0.00	0.00
Bonus - Civilian	5010210001	0.00	778,258.00	778,258.00	0.00	778,258.00	0.00	0.00	778,258.00	0.00	0.00	0.00	0.00	778,258.00	0.00	0.00	0.00	0.00	778,258.00	0.00	0.00	0.00	0.00
Other Bonuses and Allowances	5010220000	0.00	778,258.00	778,258.00	0.00	778,258.00	0.00	0.00	778,258.00	0.00	0.00	0.00	0.00	778,258.00	0.00	0.00	0.00	0.00	778,258.00	0.00	0.00	0.00	0.00
Mid-Year Bonus - Civilian	5010220000	0.00	778,258.00	778,258.00	0.00	778,258.00	0.00	0.00	778,258.00	0.00	0.00	0.00	0.00	778,258.00	0.00	0.00	0.00	0.00	778,258.00	0.00	0.00	0.00	0.00
Personnel Benefit Contributions	5010300000	0.00	102,855.00	102,855.00	0.00	102,855.00	0.00	0.00	102,855.00	0.00	0.00	0.00	0.00	102,855.00	0.00	0.00	0.00	0.00	102,855.00	0.00	0.00	0.00	0.00
PhilHealth Contributions	5010300001	0.00	102,855.00	102,855.00	0.00	102,855.00	0.00	0.00	102,855.00	0.00	0.00	0.00	0.00	102,855.00	0.00	0.00	0.00	0.00	102,855.00	0.00	0.00	0.00	0.00
PhilHealth - Civilian	5010300001	0.00	102,855.00	102,855.00	0.00	102,855.00	0.00	0.00	102,855.00	0.00	0.00	0.00	0.00	102,855.00	0.00	0.00	0.00	0.00	102,855.00	0.00	0.00	0.00	0.00
Other Personnel Benefits	5010400000	0.00	23,243.00	23,243.00	0.00	23,243.00	0.00	0.00	23,243.00	0.00	0.00	0.00	0.00	23,243.00	0.00	0.00	0.00	0.00	23,243.00	0.00	0.00	0.00	0.00
Other Personnel Benefits	5010400000	0.00	23,243.00	23,243.00	0.00	23,243.00	0.00	0.00	23,243.00	0.00	0.00	0.00	0.00	23,243.00	0.00	0.00	0.00	0.00	23,243.00	0.00	0.00	0.00	0.00
Lump-sum for Stop Payments - 1 month of Salary	5010400010	0.00	23,243.00	23,243.00	0.00	23,243.00	0.00	0.00	23,243.00	0.00	0.00	0.00	0.00	23,243.00	0.00	0.00	0.00	0.00	23,243.00	0.00	0.00	0.00	0.00
<b>BAYANHAN TO HEAL AS ONE ACT FUND (ALPAS Funds)</b>	<b>1161413</b>	<b>0.00</b>	<b>31,905,000.00</b>	<b>31,905,000.00</b>	<b>0.00</b>	<b>31,905,000.00</b>	<b>0.00</b>	<b>0.00</b>	<b>31,905,000.00</b>	<b>0.00</b>	<b>0.00</b>	<b>0.00</b>	<b>0.00</b>	<b>31,905,000.00</b>	<b>0.00</b>	<b>0.00</b>	<b>0.00</b>	<b>0.00</b>	<b>31,905,000.00</b>	<b>0.00</b>	<b>0.00</b>	<b>0.00</b>	<b>0.00</b>
Capital Outlays	5060500000	0.00	31,905,000.00	31,905,000.00	0.00	31,905,000.00	0.00	0.00	31,905,000.00	0.00	0.00	0.00	0.00	31,905,000.00	0.00	0.00	0.00	0.00	31,905,000.00	0.00	0.00	0.00	0.00
Biological Assets Outlay	5060500000	0.00	31,905,000.00	31,905,000.00	0.00	31,905,000.00	0.00	0.00	31,905,000.00	0.00	0.00	0.00	0.00	31,905,000.00	0.00	0.00	0.00	0.00	31,905,000.00	0.00	0.00	0.00	0.00
Beaver Biological Assets Outlay	5060501002	0.00	31,905,000.00	31,905,000.00	0.00	31,905,000.00	0.00	0.00	31,905,000.00	0.00	0.00	0.00	0.00	31,905,000.00	0.00	0.00	0.00	0.00	31,905,000.00	0.00	0.00	0.00	0.00
<b>GRAND TOTAL</b>		<b>1,327,756,000.00</b>	<b>201,843,478.28</b>	<b>1,125,812,721.72</b>	<b>1,327,756,000.00</b>	<b>201,843,478.28</b>	<b>0.00</b>	<b>11,200,132.20</b>	<b>1,125,812,721.72</b>	<b>154,348,428.54</b>	<b>351,692,553.04</b>	<b>0.00</b>	<b>0.00</b>	<b>565,441,879.58</b>	<b>114,372,198.12</b>	<b>292,479,180.85</b>	<b>0.00</b>	<b>0.00</b>	<b>487,451,348.88</b>	<b>0.00</b>	<b>829,371,642.14</b>	<b>0.00</b>	<b>97,989,730.99</b>

Certified Correct:  
  
**LEONILA D. CIAZ**  
 Head, Budget Unit

Certified Correct:  
  
**ALYZA JANDO VILLAMARZO-CARBUNGO**  
 Head, Accounting Unit

Recommending Approval:  
  
**ALFREDO S. ATON, MPS-DM**  
 Director IV

Approved by:  
 By Authority of the Secretary:  
  
**ROLDAN G. GORGONIO**  
 Undersecretary for Administration and Finance

LIST OF ALLOTMENTS AND SUB-ALLOTMENTS  
As at the Quarter Ending June 30, 2020

Department: Department of Agriculture (DA)  
Agency : Office of the Secretary  
Operating Unit: Agricultural Training Institute  
Organizational Code (UACS): 05 001 02 00001  
Fund Cluster: 01 - Regular Agency Fund

X	Current Year Appropriations
	Supplemental Appropriations
	Continuing Appropriations

No.	Allotment / Sub-Allotments		Funding Source		Allotment					Sub-Allotment to Regions/Operating Units					Total Allotments / Net of Sub-Allotments					
	Reference Number	Date	Description	UACS Code	PS	MOOE	FINEX	CO	TOTAL	PS	MOOE	FINEX	CO	TOTAL	PS	MOOE	FINEX	CO	TOTAL	
1	2	3	4	5	6	7	8	9	10 = (6+7+8+9)	11	12	13	14	15 = (11+12+13+14)	16	17	18	19	20 = (16+17+18+19)	
<b>A. Allotments Received From DBM</b>																				
1	GAA FY 2020 RA 11465	2020-06-01	Agency Specific Budget	01101101	281,107,000.00	846,620,000.00	38,000.00	60,766,000.00	1,188,531,000.00						281,107,000.00	846,620,000.00	38,000.00	60,766,000.00	1,188,531,000.00	
2	GARO No. 2020-1	2020-06-01	Retirement and Life Insurance Premium	01104102	25,225,000.00				25,225,000.00						25,225,000.00	0.00	0.00	0.00	25,225,000.00	
3	GARO No. 2020-2	2020-04-02	Retirement and Life Insurance Premium	01104102	(18,982,556.48)				(18,982,556.48)						(18,982,556.48)	0.00	0.00	0.00	(18,982,556.48)	
4	SARO-BMB-E-20-0011947	2020-22-06	Bayanihan to Heal as One Act	01101413				31,905,000.00	31,905,000.00						0.00	0.00	0.00	31,905,000.00	31,905,000.00	
5	SARO-BMB-E-20-0012951	2020-24-06	Discontinuance Pursuant to NBC 580	01101101		(83,061,795.00)		(29,004,069.00)	(112,065,854.00)						0.00	(83,061,795.00)	0.00	(29,004,069.00)	(112,065,854.00)	
<b>Subtotal Allotment</b>					<b>287,349,443.52</b>	<b>763,558,215.00</b>	<b>38,000.00</b>	<b>63,666,931.00</b>	<b>1,114,612,589.52</b>	<b>0.00</b>	<b>0.00</b>	<b>0.00</b>	<b>0.00</b>	<b>0.00</b>	<b>287,349,443.52</b>	<b>763,558,215.00</b>	<b>38,000.00</b>	<b>63,666,931.00</b>	<b>1,114,612,589.52</b>	
<b>B. Sub-Allotment Received From Central Office</b>																				
1	ASA No. 2020-000036	03-25-2020	Miscellaneous Personnel Benefits Fund	01101406	10,993,710.00				10,993,710.00						10,993,710.00	0.00	0.00	0.00	10,993,710.00	
2	ASA No. 2020-000058	03-25-2020	Retirement and Life Insurance Premium	01104102	1,117,647.00				1,117,647.00						1,117,647.00	0.00	0.00	0.00	1,117,647.00	
3	ASA No. 2020-000134	05-28-2020	Retirement and Life Insurance Premium	01104102	(911,224.80)				(911,224.80)						(911,224.80)	0.00	0.00	0.00	(911,224.80)	
4									0.00						0.00	0.00	0.00	0.00	0.00	
5									0.00						0.00	0.00	0.00	0.00	0.00	
<b>Subtotal Sub-Allotment</b>					<b>11,200,132.20</b>	<b>0.00</b>	<b>0.00</b>	<b>0.00</b>	<b>11,200,132.20</b>	<b>0.00</b>	<b>0.00</b>	<b>0.00</b>	<b>0.00</b>	<b>0.00</b>	<b>11,200,132.20</b>	<b>0.00</b>	<b>0.00</b>	<b>0.00</b>	<b>0.00</b>	<b>11,200,132.20</b>
<b>TOTAL ALLOTMENT</b>					<b>298,549,575.72</b>	<b>763,558,215.00</b>	<b>38,000.00</b>	<b>63,666,931.00</b>	<b>1,125,812,721.72</b>	<b>0.00</b>	<b>0.00</b>	<b>0.00</b>	<b>0.00</b>	<b>0.00</b>	<b>298,549,575.72</b>	<b>763,558,215.00</b>	<b>38,000.00</b>	<b>63,666,931.00</b>	<b>1,125,812,721.72</b>	

Specific Budgets of NGAs	01101101	281,107,000.00	763,558,215.00	38,000.00	31,761,931.00	1,076,465,146.00	0.00	0.00	0.00	0.00	0.00	0.00	281,107,000.00	763,558,215.00	38,000.00	31,761,931.00	1,076,465,146.00	
Calamity Fund	01101401	0.00	0.00	0.00	0.00	0.00	0.00	0.00	0.00	0.00	0.00	0.00	0.00	0.00	0.00	0.00	0.00	0.00
Miscellaneous Personnel Benefits Fund	01101406	10,993,710.00	0.00	0.00	0.00	10,993,710.00	0.00	0.00	0.00	0.00	0.00	0.00	10,993,710.00	0.00	0.00	0.00	0.00	10,993,710.00
Pension and Gratuity Fund	01101407	0.00	0.00	0.00	0.00	0.00	0.00	0.00	0.00	0.00	0.00	0.00	0.00	0.00	0.00	0.00	0.00	0.00
FY 2020 Automatic Appropriation	01104102	6,448,865.72	0.00	0.00	0.00	6,448,865.72	0.00	0.00	0.00	0.00	0.00	0.00	6,448,865.72	0.00	0.00	0.00	0.00	6,448,865.72
Bayanihan to Heal as One Act	01101413	0.00	0.00	0.00	31,905,000.00	31,905,000.00	0.00	0.00	0.00	0.00	0.00	0.00	0.00	0.00	0.00	0.00	31,905,000.00	31,905,000.00

CERTIFIED CORRECT:

  
LEONILA D. CAIZ  
Head, Budget Unit  
Date: \_\_\_\_\_

APPROVED BY:

  
ALFREDO S. ATON, MRS-DM  
Director IV  
Date: \_\_\_\_\_

STATEMENT OF APPROPRIATIONS, ALLOTMENTS, OBLIGATIONS, DISBURSEMENTS AND BALANCES  
As at the Quarter Ending June 30, 2020

Department : Department of Agriculture (DA)  
Agency/Entity : Office of the Secretary  
Operating Unit : Agricultural Training Institute  
Organization Code (UACS): 05 001 0200001  
Fund Cluster : 01 - Regular Agency Fund

	Current Year Appropriations
	Supplemental Appropriations
X	Continuing Appropriations

Particulars	UACS CODE	Appropriation		Allotments		Current Year Obligations								Current Year Disbursements				Balances					
		Authorized Appropriation	Adjustments (Transfer To/From, Modifications, Augmentations)	Adjusted Appropriations	Allotments Received	Adjustments (Reductions, Modifications, Augmentations)	Transfer To	Transfer From	Adjusted Total Allotments	1st Quarter Ending Mar. 31	2nd Quarter Ending June 30	3rd Quarter Ending Sept. 30	4th Quarter Ending Dec. 31	Total	1st Quarter Ending Mar. 31	2nd Quarter Ending June 30	3rd Quarter Ending Sept. 30	4th Quarter Ending Dec. 31	Total	Unreleased Appropriations	Unobligated Allotment	Unpaid Obligations (15-29) = (21+24)	
1	2	3	4	5=3+4	6	7	8	9	10=(8+9-7)	11	12	13	14	15=(11+12+13+14)	16	17	18	19	20=(16+17+18+19)	21=(5-10)	22=(10-15)	23	24
I. Agency Specific Budget		243,492.00	7,709,358.00	7,943,345.00	9,484,345.00	(1,793,979.00)	0.00	0.00	7,709,365.00	887,000.00	1,059,700.00	0.00	0.00	1,946,700.00	875,500.00	908,217.99	0.00	0.00	1,783,717.99	243,492.00	5,743,688.00	0.00	369,982.01
Specific Budgets of National Government Agencies	1102101	243,492.00	7,709,358.00	7,943,345.00	9,484,345.00	(1,793,979.00)	0.00	0.00	7,709,365.00	887,000.00	1,059,700.00	0.00	0.00	1,946,700.00	875,500.00	908,217.99	0.00	0.00	1,783,717.99	243,492.00	5,743,688.00	0.00	369,982.01
General Administration and Support	10000000000000	243,492.00	104,133.72	347,625.72	270,161.72	(198,025.00)	0.00	0.00	104,133.72	0.00	0.00	0.00	0.00	0.00	0.00	0.00	0.00	0.00	0.00	0.00	104,133.72	0.00	0.00
General management and supervision	100000100001000	0.00	101,946.82	101,946.82	297,074.82	(196,128.00)	0.00	0.00	101,946.82	0.00	0.00	0.00	0.00	0.00	0.00	0.00	0.00	0.00	0.00	0.00	101,946.82	0.00	0.00
PS			59,247.00	59,247.00	59,247.00	0.00			59,247.00												59,247.00		
FINEX			32,000.00	32,000.00	32,000.00	0.00			32,000.00												32,000.00		
CO			0.00	0.00	168,227.82	(196,128.00)			0.00												0.00		
Administration of Personnel Benefits	100000100002000	243,492.00	3,087.10	246,579.10	3,087.10	0.00	0.00	0.00	3,087.10	0.00	0.00	0.00	0.00	0.00	0.00	0.00	0.00	0.00	0.00	0.00	3,087.10	0.00	0.00
PS			3,087.10	3,087.10	3,087.10	0.00			3,087.10												3,087.10		
Sub-Total, General Administration and Support		243,492.00	104,133.72	347,625.72	270,161.72	(198,025.00)	0.00	0.00	104,133.72	0.00	0.00	0.00	0.00	0.00	0.00	0.00	0.00	0.00	0.00	0.00	104,133.72	0.00	0.00
PS		243,492.00	72,134.10	315,626.10	72,134.10	0.00	0.00	0.00	72,134.10	0.00	0.00	0.00	0.00	0.00	0.00	0.00	0.00	0.00	0.00	0.00	72,134.10	0.00	0.00
MOOE		0.00	0.00	0.00	0.00	0.00	0.00	0.00	0.00	0.00	0.00	0.00	0.00	0.00	0.00	0.00	0.00	0.00	0.00	0.00	0.00	0.00	0.00
FINEX		0.00	32,000.00	32,000.00	32,000.00	0.00	0.00	0.00	32,000.00	0.00	0.00	0.00	0.00	0.00	0.00	0.00	0.00	0.00	0.00	0.00	32,000.00	0.00	0.00
CO		0.00	(0.38)	(0.38)	168,227.82	(198,025.00)	0.00	0.00	(0.38)	0.00	0.00	0.00	0.00	0.00	0.00	0.00	0.00	0.00	0.00	0.00	0.00	0.00	0.00
Operations	30000000000000	0.00	7,596,222.28	7,596,222.28	9,194,183.28	(1,597,951.00)	0.00	0.00	7,596,232.28	887,000.00	1,059,700.00	0.00	0.00	1,946,700.00	875,500.00	908,217.99	0.00	0.00	1,783,717.99	0.00	5,839,532.28	0.00	369,982.01
OO - Productivity in the agricultural sector increased	31000000000000	0.00	7,596,222.28	7,596,222.28	9,194,183.28	(1,597,951.00)	0.00	0.00	7,596,232.28	887,000.00	1,059,700.00	0.00	0.00	1,946,700.00	875,500.00	908,217.99	0.00	0.00	1,783,717.99	0.00	5,839,532.28	0.00	369,982.01
TECHNICAL AND SUPPORT SERVICES PROGRAM	31010000000000	0.00	7,596,222.28	7,596,222.28	9,194,183.28	(1,597,951.00)	0.00	0.00	7,596,232.28	887,000.00	1,059,700.00	0.00	0.00	1,946,700.00	875,500.00	908,217.99	0.00	0.00	1,783,717.99	0.00	5,839,532.28	0.00	369,982.01
EXTENSION SUPPORT, EDUCATION AND TRAINING SERVICES (ESETS)	31010000000000	0.00	7,596,222.28	7,596,222.28	9,194,183.28	(1,597,951.00)	0.00	0.00	7,596,232.28	887,000.00	1,059,700.00	0.00	0.00	1,946,700.00	875,500.00	908,217.99	0.00	0.00	1,783,717.99	0.00	5,839,532.28	0.00	369,982.01
SUBPROGRAM			5,486,590.40	5,486,590.40	5,486,590.40	0.00	0.00	0.00	5,486,590.40	751,934.00	394,400.00	0.00	0.00	1,146,334.00	543,434.00	354,000.00	0.00	0.00	897,334.00	0.00	4,340,256.40	0.00	248,000.00
ESETS on the National Rice Program	310103100001000	0.00	5,486,590.40	5,486,590.40	5,486,590.40	0.00	0.00	0.00	5,486,590.40	751,934.00	394,400.00	0.00	0.00	1,146,334.00	543,434.00	354,000.00	0.00	0.00	897,334.00	0.00	4,340,256.40	0.00	248,000.00
MOOE			210,736.00	210,736.00	210,736.00	0.00	0.00	0.00	210,736.00	0.00	0.00	0.00	0.00	0.00	0.00	0.00	0.00	0.00	0.00	0.00	210,736.00	0.00	0.00
ESETS on the National Livestock Program	310103100002000	0.00	210,736.00	210,736.00	210,736.00	0.00	0.00	0.00	210,736.00	0.00	0.00	0.00	0.00	0.00	0.00	0.00	0.00	0.00	0.00	0.00	210,736.00	0.00	0.00
MOOE			210,736.00	210,736.00	210,736.00	0.00	0.00	0.00	210,736.00	0.00	0.00	0.00	0.00	0.00	0.00	0.00	0.00	0.00	0.00	0.00	210,736.00	0.00	0.00
ESETS on the National Com Program	310103100003000	0.00	720,770.09	720,770.09	720,770.09	0.00	0.00	0.00	720,770.09	0.00	0.00	0.00	0.00	0.00	0.00	0.00	0.00	0.00	0.00	0.00	720,770.09	0.00	0.00
MOOE			720,770.09	720,770.09	720,770.09	0.00	0.00	0.00	720,770.09	0.00	0.00	0.00	0.00	0.00	0.00	0.00	0.00	0.00	0.00	0.00	720,770.09	0.00	0.00
ESETS on the National High-Value Crops Development Program	310103100004000	0.00	118,817.51	118,817.51	118,817.51	0.00	0.00	0.00	118,817.51	0.00	0.00	0.00	0.00	0.00	0.00	0.00	0.00	0.00	0.00	0.00	118,817.51	0.00	0.00
MOOE			118,817.51	118,817.51	118,817.51	0.00	0.00	0.00	118,817.51	0.00	0.00	0.00	0.00	0.00	0.00	0.00	0.00	0.00	0.00	0.00	118,817.51	0.00	0.00
ESETS on the Promotion and Development of Organic Agriculture Program	310103100005000	0.00	0.41	0.41	392,532.59	(392,532.59)	0.00	0.00	0.41	0.00	0.00	0.00	0.00	0.00	0.00	0.00	0.00	0.00	0.00	0.00	0.41	0.00	0.00
MOOE			0.41	0.41	392,532.59	(392,532.59)	0.00	0.00	0.41	0.00	0.00	0.00	0.00	0.00	0.00	0.00	0.00	0.00	0.00	0.00	0.41	0.00	0.00
Other extension support, education and training services activities	310103100006000	0.00	1,081,518.88	1,081,518.88	1,810,120.88	(748,908.00)	0.00	0.00	1,081,518.88	135,068.00	875,300.00	0.00	0.00	2,216,886.88	135,068.00	553,317.99	0.00	0.00	888,385.99	0.00	251,152.33	0.00	121,982.01
PS			251,152.33	251,152.33	251,152.33	0.00	0.00	0.00	251,152.33	0.00	0.00	0.00	0.00	0.00	0.00	0.00	0.00	0.00	0.00	0.00	251,152.33	0.00	0.00
MOOE			810,367.17	810,367.17	1,480,880.17	(678,513.00)	0.00	0.00	810,367.17	135,068.00	875,300.00	0.00	0.00	2,105,735.17	135,068.00	553,317.99	0.00	0.00	888,385.99	0.00	251,152.33	0.00	121,982.01
CO			0.00	0.00	0.00	0.00	0.00	0.00	0.00	0.00	0.00	0.00	0.00	0.00	0.00	0.00	0.00	0.00	0.00	0.00	0.00	0.00	0.00
ESETS on the Halal Food Industry Development Program	310103100007000	0.00	0.08	0.08	83.08	(83.00)	0.00	0.00	0.08	0.00	0.00	0.00	0.00	0.00	0.00	0.00	0.00	0.00	0.00	0.00	0.08	0.00	0.00
MOOE			0.08	0.08	83.08	(83.00)	0.00	0.00	0.08	0.00	0.00	0.00	0.00	0.00	0.00	0.00	0.00	0.00	0.00	0.00	0.08	0.00	0.00
LOCALLY-FUNDED AND FOREIGN-ASSISTED PROGRAM	31050000000000	0.00	(0.27)	(0.27)	456,748.73	(456,747.00)	0.00	0.00	(0.27)	0.00	0.00	0.00	0.00	0.00	0.00	0.00	0.00	0.00	0.00	0.00	0.00	0.00	0.00
Young Farmers Program	310500200004000	0.00	(0.27)	(0.27)	456,748.73	(456,747.00)	0.00	0.00	(0.27)	0.00	0.00	0.00	0.00	0.00	0.00	0.00	0.00	0.00	0.00	0.00	0.00	0.00	0.00
MOOE			0.00	0.00	456,748.73	(456,747.00)	0.00	0.00	0.00	0.00	0.00	0.00	0.00	0.00	0.00	0.00	0.00	0.00	0.00	0.00	0.00	0.00	0.00
Sub-Total, Operations		0.00	7,596,222.28	7,596,222.28	9,194,183.28	(1,597,951.00)	0.00	0.00	7,596,232.28	887,000.00	1,059,700.00	0.00	0.00	1,946,700.00	875,500.00	908,217.99	0.00	0.00	1,783,717.99	0.00	5,839,532.28	0.00	369,982.01
PS		0.00	251,152.33	251,152.33	251,152.33	0.00	0.00	0.00	251,152.33	0.00	0.00	0.00	0.00	0.00	0.00	0.00	0.00	0.00	0.00	0.00	251,152.33	0.00	0.00
MOOE		0.00	7,154,344.57	7,154,344.57	8,863,200.57	(1,528,850.00)	0.00	0.00	7,154,344.57	887,000.00	1,059,700.												

STATEMENT OF APPROPRIATIONS, ALLOTMENTS, OBLIGATIONS, DISBURSEMENTS AND BALANCES  
As at the Quarter Ending June 30, 2020

Department : Department of Agriculture (DA)  
Agency/Entity : Office of the Secretary  
Operating Unit : Agricultural Training Institute  
Organization Code (UACS): 05 001 0200001  
Fund Cluster : 01 - Regular Agency Fund

	Current Year Appropriations
	Supplemental Appropriations
X	Continuing Appropriations

Particulars	UACS CODE	Appropriation		Allotments		Adjustments (Reductions, Modifications, Augmentations)	Transfer To	Transfer From	Adjusted Total Allotments	Current Year Obligations				Total	Current Year Disbursements				Balances				
		Authorized Appropriation	Adjusted Appropriations	Allotments Received	Adjustments (Reductions, Modifications, Augmentations)					1st Quarter Ending Mar. 31	2nd Quarter Ending June 30	3rd Quarter Ending Sept. 30	4th Quarter Ending Dec. 31		1st Quarter Ending Mar. 31	2nd Quarter Ending June 30	3rd Quarter Ending Sept. 30	4th Quarter Ending Dec. 31	Total	Unreleased Appropriations	Unobligated Allotment	Unpaid Obligations (15-29) + (24-29)	
1	2	3	4	5	6	7	8	9	10=(6)-(7)-(8)-(9)	11	12	13	14	15=(11)+(12)+(13)+(14)	16	17	18	19	20=(16)+(17)+(18)+(19)	21=(5-10)	22=(10-15)	23	24
I. Agency Specific Budget																							
Specific Budgets of National Government Agencies	1102121	243,492.00	7,700,366.30	7,343,358.00	9,864,345.00	(1,763,873.00)	0.00	0.00	7,700,366.30	887,900.00	1,999,730.00	0.00	0.00	1,887,630.00	878,500.00	908,217.99	0.00	0.00	1,886,717.99	243,492.00	5,743,688.00	0.00	389,382.01
Personnel Services	501000000	243,492.00	323,286.43	369,778.43	323,286.43	0.00	0.00	0.00	323,286.43	0.00	0.00	0.00	0.00	0.00	0.00	0.00	0.00	0.00	243,492.00	323,286.43	0.00	0.00	0.00
Salaries and Wages - Regular	501010000	0.00	2,529.20	2,529.20	2,529.20	0.00	0.00	0.00	2,529.20	0.00	0.00	0.00	0.00	0.00	0.00	0.00	0.00	0.00	0.00	2,529.20	0.00	0.00	0.00
Basic Salary - Civilian	501010100	0.00	2,529.20	2,529.20	2,529.20	0.00	0.00	0.00	2,529.20	0.00	0.00	0.00	0.00	0.00	0.00	0.00	0.00	0.00	0.00	2,529.20	0.00	0.00	0.00
Other Compensation	501020000	0.00	300,217.16	300,217.16	300,217.16	0.00	0.00	0.00	300,217.16	0.00	0.00	0.00	0.00	0.00	0.00	0.00	0.00	0.00	0.00	300,217.16	0.00	0.00	0.00
Personnel Economic Relief Allowance (PERA)	501020100	0.00	37,909.00	37,909.00	37,909.00	0.00	0.00	0.00	37,909.00	0.00	0.00	0.00	0.00	0.00	0.00	0.00	0.00	0.00	0.00	37,909.00	0.00	0.00	0.00
PERA - Civilian	501020100	0.00	37,909.00	37,909.00	37,909.00	0.00	0.00	0.00	37,909.00	0.00	0.00	0.00	0.00	0.00	0.00	0.00	0.00	0.00	0.00	37,909.00	0.00	0.00	0.00
Transportation Allowance (TA)	501020300	0.00	4.07	4.07	4.07	0.00	0.00	0.00	4.07	0.00	0.00	0.00	0.00	0.00	0.00	0.00	0.00	0.00	0.00	4.07	0.00	0.00	0.00
Clothing/Uniform Allowance	501020400	0.00	24,000.00	24,000.00	24,000.00	0.00	0.00	0.00	24,000.00	0.00	0.00	0.00	0.00	0.00	0.00	0.00	0.00	0.00	0.00	24,000.00	0.00	0.00	0.00
Clothing/Uniform Allowance - Civilian	501020400	0.00	24,000.00	24,000.00	24,000.00	0.00	0.00	0.00	24,000.00	0.00	0.00	0.00	0.00	0.00	0.00	0.00	0.00	0.00	0.00	24,000.00	0.00	0.00	0.00
Year End Bonus	501021000	0.00	30,531.00	30,531.00	30,531.00	0.00	0.00	0.00	30,531.00	0.00	0.00	0.00	0.00	0.00	0.00	0.00	0.00	0.00	0.00	30,531.00	0.00	0.00	0.00
Bonus - Civilian	501021000	0.00	30,531.00	30,531.00	30,531.00	0.00	0.00	0.00	30,531.00	0.00	0.00	0.00	0.00	0.00	0.00	0.00	0.00	0.00	0.00	30,531.00	0.00	0.00	0.00
Cash Gift	501021500	0.00	5,000.00	5,000.00	5,000.00	0.00	0.00	0.00	5,000.00	0.00	0.00	0.00	0.00	0.00	0.00	0.00	0.00	0.00	0.00	5,000.00	0.00	0.00	0.00
Cash Gift - Civilian	501021500	0.00	5,000.00	5,000.00	5,000.00	0.00	0.00	0.00	5,000.00	0.00	0.00	0.00	0.00	0.00	0.00	0.00	0.00	0.00	0.00	5,000.00	0.00	0.00	0.00
Other Bonuses and Allowances	501022000	0.00	202,773.00	202,773.00	202,773.00	0.00	0.00	0.00	202,773.00	0.00	0.00	0.00	0.00	0.00	0.00	0.00	0.00	0.00	0.00	202,773.00	0.00	0.00	0.00
Collective Negotiation Agreements Incentive - Civilian	501022010	0.00	40,000.00	40,000.00	40,000.00	0.00	0.00	0.00	40,000.00	0.00	0.00	0.00	0.00	0.00	0.00	0.00	0.00	0.00	0.00	40,000.00	0.00	0.00	0.00
Productivity Enhancement Incentive - Civilian	501022020	0.00	5,000.00	5,000.00	5,000.00	0.00	0.00	0.00	5,000.00	0.00	0.00	0.00	0.00	0.00	0.00	0.00	0.00	0.00	0.00	5,000.00	0.00	0.00	0.00
Mid-Year Bonus - Civilian	501022025	0.00	137,773.00	137,773.00	137,773.00	0.00	0.00	0.00	137,773.00	0.00	0.00	0.00	0.00	0.00	0.00	0.00	0.00	0.00	0.00	137,773.00	0.00	0.00	0.00
Personal Benefit Contributions	501030000	0.00	12,452.97	12,452.97	12,452.97	0.00	0.00	0.00	12,452.97	0.00	0.00	0.00	0.00	0.00	0.00	0.00	0.00	0.00	0.00	12,452.97	0.00	0.00	0.00
Phg-BIG Contributions	501030100	0.00	99.98	99.98	99.98	0.00	0.00	0.00	99.98	0.00	0.00	0.00	0.00	0.00	0.00	0.00	0.00	0.00	0.00	99.98	0.00	0.00	0.00
Phg-BIG - Civilian	501030100	0.00	99.98	99.98	99.98	0.00	0.00	0.00	99.98	0.00	0.00	0.00	0.00	0.00	0.00	0.00	0.00	0.00	0.00	99.98	0.00	0.00	0.00
PhilHealth Contributions	501030300	0.00	12,253.01	12,253.01	12,253.01	0.00	0.00	0.00	12,253.01	0.00	0.00	0.00	0.00	0.00	0.00	0.00	0.00	0.00	0.00	12,253.01	0.00	0.00	0.00
PhilHealth - Civilian	501030300	0.00	12,253.01	12,253.01	12,253.01	0.00	0.00	0.00	12,253.01	0.00	0.00	0.00	0.00	0.00	0.00	0.00	0.00	0.00	0.00	12,253.01	0.00	0.00	0.00
Employees Compensation Insurance Premiums (ECP)	501030400	0.00	100.00	100.00	100.00	0.00	0.00	0.00	100.00	0.00	0.00	0.00	0.00	0.00	0.00	0.00	0.00	0.00	0.00	100.00	0.00	0.00	0.00
ECP - Civilian	501030400	0.00	100.00	100.00	100.00	0.00	0.00	0.00	100.00	0.00	0.00	0.00	0.00	0.00	0.00	0.00	0.00	0.00	0.00	100.00	0.00	0.00	0.00
Other Personnel Benefits	501040000	0.00	3,087.10	251,379.10	9,087.10	0.00	0.00	0.00	3,087.10	0.00	0.00	0.00	0.00	0.00	0.00	0.00	0.00	0.00	0.00	251,379.10	0.00	0.00	0.00
Terminal Leave Benefits	501040100	0.00	0.54	243,492.54	0.54	0.00	0.00	0.00	0.54	0.00	0.00	0.00	0.00	0.00	0.00	0.00	0.00	0.00	0.00	243,492.00	0.54	0.00	0.00
Terminal Leave Benefits - Civilian	501040100	0.00	0.54	243,492.54	0.54	0.00	0.00	0.00	0.54	0.00	0.00	0.00	0.00	0.00	0.00	0.00	0.00	0.00	0.00	243,492.00	0.54	0.00	0.00
Other Personnel Benefits	501040200	0.00	3,086.56	3,086.56	3,086.56	0.00	0.00	0.00	3,086.56	0.00	0.00	0.00	0.00	0.00	0.00	0.00	0.00	0.00	0.00	3,086.56	0.00	0.00	0.00
Lump-sum for Step Increments - Length of Service	501040200	0.00	3,086.56	3,086.56	3,086.56	0.00	0.00	0.00	3,086.56	0.00	0.00	0.00	0.00	0.00	0.00	0.00	0.00	0.00	0.00	3,086.56	0.00	0.00	0.00
Other Personnel Benefits	501040300	0.00	0.00	0.00	0.00	0.00	0.00	0.00	0.00	0.00	0.00	0.00	0.00	0.00	0.00	0.00	0.00	0.00	0.00	0.00	0.00	0.00	0.00
Maintenance and Other Operating Expenses	502010000	0.00	7,124,344.77	7,124,344.77	8,663,708.57	(1,539,363.80)	0.00	0.00	7,124,344.77	887,900.00	1,999,730.00	0.00	0.00	1,887,630.00	878,500.00	908,217.99	0.00	0.00	1,886,717.99	7,124,344.77	5,177,644.57	0.00	389,382.01
Traveling Expenses	502010000	0.00	128,972.43	128,972.43	163,415.95	(34,443.52)	0.00	0.00	128,972.43	0.00	0.00	0.00	0.00	0.00	0.00	0.00	0.00	0.00	0.00	128,972.43	0.00	0.00	0.00
Traveling Expenses - Local	502010100	0.00	128,972.43	128,972.43	163,415.95	(34,443.52)	0.00	0.00	128,972.43	0.00	0.00	0.00	0.00	0.00	0.00	0.00	0.00	0.00	0.00	128,972.43	0.00	0.00	0.00
Traveling Expenses - Overseas	502010200	0.00	0.00	0.00	0.00	0.00	0.00	0.00	0.00	0.00	0.00	0.00	0.00	0.00	0.00	0.00	0.00	0.00	0.00	0.00	0.00	0.00	0.00
Training Expenses	502020000	0.00	3,120,820.31	3,120,820.31	5,286,034.32	(2,165,214.01)	0.00	0.00	3,120,820.31	0.00	0.00	0.00	0.00	0.00	0.00	0.00	0.00	0.00	0.00	3,120,820.31	0.00	0.00	0.00
Training Expenses - Civilian	502020000	0.00	3,120,820.31	3,120,820.31	5,286,034.32	(2,165,214.01)	0.00	0.00	3,120,820.31	0.00	0.00	0.00	0.00	0.00	0.00	0.00	0.00	0.00	0.00	3,120,820.31	0.00	0.00	0.00
Scholarship Grants/Expenses	502030000	0.00	0.00	0.00	159,035.16	(159,035.16)	0.00	0.00	0.00	0.00	0.00	0.00	0.00	0.00	0.00	0.00	0.00	0.00	0.00	0.00	0.00	0.00	0.00
Scholarship Over-Expenses	502030000	0.00	0.00	0.00	159,035.16	(159,035.16)	0.00	0.00	0.00	0.00	0.00	0.00	0.00	0.00	0.00	0.00	0.00	0.00	0.00	0.00	0.00	0.00	0.00
Supplies and Materials Expenses	502040000	0.00	774,222.38	774,222.38	807,402.38	(33,180.00)	0.00	0.00	774,222.38	0.00	0.00	0.00	0.00	0.00	0.00	0.00	0.00	0.00	0.00	774,222.38	0.00	0.00	0.00
Office Supplies Expenses	502040100	0.00	218,384.22	218,384.22	218,384.22	0.00																	

LIST OF ALLOTMENTS AND SUB-ALLOTMENTS  
As at the Quarter Ending June 30, 2020

Department: Department of Agriculture (DA)  
Agency : Office of the Secretary  
Operating Unit: Agricultural Training Institute  
Organizational Code (UACS): 05 001 101 00000  
Fund Cluster: 01 - Regular Agency Fund

	Current Year Appropriations
X	Supplemental Appropriations
	Continuing Appropriations

No.	Allotment / Sub-Allotments		Funding Source	UACS Code	Allotments				Sub-Allotment to Regions/Operating Units				Total Allotments / Net of Sub-Allotments						
	Number	Date			PS	MOOE	FINEX	CO	PS	MOOE	FINEX	CO	PS	MOOE	FINEX	CO	Total		
1	2	3	4	5	6	7	8	9	10 = (6+7+8+9)	11	12	13	14	15 = (11+12+13+14)	16	17	18	19	20 = (16+17+18+19)
<b>A. Allotments Received from DBM</b>																			
1	CAA FY 2019 RA 11260	2019-05-01	FY 2019 Comprehensive Release	01102101	263,286.43	8,663,200.57	32,000.00	445,858.00	9,404,345.00						263,286.43	8,663,200.57	32,000.00	445,858.00	9,404,345.00
2	SARO-BMB-E-19-0027109	2019-12-20	Collective Negotiation Agreement (CNA)	1102101	60,000.00				60,000.00						60,000.00				60,000.00
3	SARO-BMB-E-19-0016790	2019-10-25	Pension and Gratuity Fund	01102407	2.84				2.84						2.84				2.84
4	SARO-BMB-E-20-0013026	2020-06-24	Discontinuance Pursuant to NBC 580	01102101		(1,528,856.00)		(235,123.00)	(1,763,979.00)							(1,528,856.00)		(235,123.00)	(1,763,979.00)
5																			
	<b>Sub-total</b>				323,289.27	7,134,344.57	32,000.00	210,735.00	7,700,368.84	-	-	-	-	-	323,289.27	7,134,344.57	32,000.00	210,735.00	7,700,368.84
<b>B. Sub-Allotment Received from Central Office</b>																			
1																			
2																			
3																			
4																			
5																			
	<b>Sub-total</b>																		
	<b>Total Allotments</b>				323,289.27	7,134,344.57	32,000.00	210,735.00	7,700,368.84	-	-	-	-	-	323,289.27	7,134,344.57	32,000.00	210,735.00	7,700,368.84

Summary by Funding Source Code:																			
	Specific Budget of National Government Agencies	01102101			323,286.43	7,134,344.57	32,000.00	210,735.00	7,700,366.00	-	-	-	-	-	323,286.43	7,134,344.57	32,000.00	210,735.00	7,700,366.00
	Miscellaneous Personnel Benefits Fund	01102406			-	-	-	-	-	-	-	-	-	-	-	-	-	-	-
	Pension and Gratuity Fund	01102407			2.84	-	-	-	2.84	-	-	-	-	-	2.84	-	-	-	2.84

Certified Correct:

*Lib O.G.*  
LEONILA D. CAIZ  
Head, Budget Unit  
Date: \_\_\_\_\_

APPROVED BY:

*AS*  
ALFREDO S. ATON, MPS-DM  
Director IV  
Date: \_\_\_\_\_



STATEMENT OF APPROPRIATIONS, ALLOTMENTS, OBLIGATIONS, DISBURSEMENTS AND BALANCES  
As at the Quarter Ending June 30, 2020

Department : Department of Agriculture (DA)  
Agency/Entity : Office of the Secretary  
Operating Unit : Agricultural Training Institute  
Organization Code (UACS): 05 001 020001  
Fund Cluster : 03 - Special Account - Locally Funded

X	Current Year Appropriations
	Supplemental Appropriations
	Continuing Appropriations

Particulars	UACS CODE	Authorized Appropriation	Appropriation		Allotments		Transfer To	Transfer From	Adjusted Total Allotments	Current Year Obligations				Total	Current Year Disbursements				Balances				
			Adjustments (Transfers To/From, Modifications/ Augmentations)	Adjusted Appropriations	Allotments Received	Adjustments (Reductions, Modifications/ Augmentations)				1st Quarter Ending Mar. 31	2nd Quarter Ending June 30	3rd Quarter Ending Sept. 30	4th Quarter Ending Dec. 31		1st Quarter Ending Mar. 31	2nd Quarter Ending June 30	3rd Quarter Ending Sept. 30	4th Quarter Ending Dec. 31	Total	Unreleased Appropriations	Unobligated Allotment	Unpaid Obligations (15-20) + (23+24)	
1	2	3	4	5=3+4	6	7	8	9	10=(6)+(7)-(8)+(9)	11	12	13	14	15=(11)+12+13+14	16	17	18	19	20=(16)+17+18+19	21=(6-10)	22=(10-15)	23	24
II. Automatic Appropriations		0.00	0.00	0.00	0.00	0.00	0.00	0.00	0.00	0.00	0.00	0.00	0.00	0.00	0.00	0.00	0.00	0.00	0.00	0.00	0.00	0.00	0.00
Rice Competitiveness Enhancement Fund	1195454	0.00	100,000,000.00	100,000,000.00	0.00	100,000,000.00	0.00	0.00	100,000,000.00	0.00	15,392,913.66	0.00	0.00	15,392,913.66	0.00	2,585,981.31	0.00	0.00	2,585,981.31	0.00	80,607,386.34	0.00	16,805,632.25
Operations	2000000000000000	0.00	100,000,000.00	100,000,000.00	0.00	100,000,000.00	0.00	0.00	100,000,000.00	0.00	15,392,913.66	0.00	0.00	15,392,913.66	0.00	2,585,981.31	0.00	0.00	2,585,981.31	0.00	80,607,386.34	0.00	16,805,632.25
OO - Productivity in the agricultural sector increased	1100000000000000	0.00	100,000,000.00	100,000,000.00	0.00	100,000,000.00	0.00	0.00	100,000,000.00	0.00	15,392,913.66	0.00	0.00	15,392,913.66	0.00	2,585,981.31	0.00	0.00	2,585,981.31	0.00	80,607,386.34	0.00	16,805,632.25
Rice Competitiveness Enhancement Fund	2100000000000000	0.00	100,000,000.00	100,000,000.00	0.00	100,000,000.00	0.00	0.00	100,000,000.00	0.00	15,392,913.66	0.00	0.00	15,392,913.66	0.00	2,585,981.31	0.00	0.00	2,585,981.31	0.00	80,607,386.34	0.00	16,805,632.25
Rice Competitiveness Enhancement Fund	3100001000000000	0.00	100,000,000.00	100,000,000.00	0.00	100,000,000.00	0.00	0.00	100,000,000.00	0.00	15,392,913.66	0.00	0.00	15,392,913.66	0.00	2,585,981.31	0.00	0.00	2,585,981.31	0.00	80,607,386.34	0.00	16,805,632.25
Rice Competitiveness Enhancement Fund	3100002000000000	0.00	100,000,000.00	100,000,000.00	0.00	100,000,000.00	0.00	0.00	100,000,000.00	0.00	15,392,913.66	0.00	0.00	15,392,913.66	0.00	2,585,981.31	0.00	0.00	2,585,981.31	0.00	80,607,386.34	0.00	16,805,632.25
MOOE		0.00	100,000,000.00	100,000,000.00	0.00	100,000,000.00	0.00	0.00	100,000,000.00	0.00	15,392,913.66	0.00	0.00	15,392,913.66	0.00	2,585,981.31	0.00	0.00	2,585,981.31	0.00	80,607,386.34	0.00	16,805,632.25
OO		0.00	0.00	0.00	0.00	0.00	0.00	0.00	0.00	0.00	0.00	0.00	0.00	0.00	0.00	0.00	0.00	0.00	0.00	0.00	0.00	0.00	0.00
Sub-total II. Automatic Appropriations		0.00	100,000,000.00	100,000,000.00	0.00	100,000,000.00	0.00	0.00	100,000,000.00	0.00	15,392,913.66	0.00	0.00	15,392,913.66	0.00	2,585,981.31	0.00	0.00	2,585,981.31	0.00	80,607,386.34	0.00	16,805,632.25
PS		0.00	0.00	0.00	0.00	0.00	0.00	0.00	0.00	0.00	0.00	0.00	0.00	0.00	0.00	0.00	0.00	0.00	0.00	0.00	0.00	0.00	0.00
MOOE		0.00	100,000,000.00	100,000,000.00	0.00	100,000,000.00	0.00	0.00	100,000,000.00	0.00	15,392,913.66	0.00	0.00	15,392,913.66	0.00	2,585,981.31	0.00	0.00	2,585,981.31	0.00	80,607,386.34	0.00	16,805,632.25
FinEX		0.00	0.00	0.00	0.00	0.00	0.00	0.00	0.00	0.00	0.00	0.00	0.00	0.00	0.00	0.00	0.00	0.00	0.00	0.00	0.00	0.00	0.00
OO		0.00	0.00	0.00	0.00	0.00	0.00	0.00	0.00	0.00	0.00	0.00	0.00	0.00	0.00	0.00	0.00	0.00	0.00	0.00	0.00	0.00	0.00
GRAND TOTAL		0.00	100,000,000.00	100,000,000.00	0.00	100,000,000.00	0.00	0.00	100,000,000.00	0.00	15,392,913.66	0.00	0.00	15,392,913.66	0.00	2,585,981.31	0.00	0.00	2,585,981.31	0.00	80,607,386.34	0.00	16,805,632.25
PS		0.00	0.00	0.00	0.00	0.00	0.00	0.00	0.00	0.00	0.00	0.00	0.00	0.00	0.00	0.00	0.00	0.00	0.00	0.00	0.00	0.00	0.00
MOOE		0.00	100,000,000.00	100,000,000.00	0.00	100,000,000.00	0.00	0.00	100,000,000.00	0.00	15,392,913.66	0.00	0.00	15,392,913.66	0.00	2,585,981.31	0.00	0.00	2,585,981.31	0.00	80,607,386.34	0.00	16,805,632.25
FinEX		0.00	0.00	0.00	0.00	0.00	0.00	0.00	0.00	0.00	0.00	0.00	0.00	0.00	0.00	0.00	0.00	0.00	0.00	0.00	0.00	0.00	0.00
OO		0.00	0.00	0.00	0.00	0.00	0.00	0.00	0.00	0.00	0.00	0.00	0.00	0.00	0.00	0.00	0.00	0.00	0.00	0.00	0.00	0.00	0.00

Certified Correct:

*Leonila D. Gaiz*  
LEONILA D. GAIZ  
Head, Budget Unit

Certified Correct:

*Alyza Jane B. Villamarzo-Carbungco*  
ALYZA JANE B. VILLAMARZO-CARBUNGO  
Head, Accounting Unit

Approved By:

*Alfredo S. Atan*  
ALFREDO S. ATAN, MPS-DM  
Director IV

STATEMENT OF APPROPRIATIONS, ALLOTMENTS, OBLIGATIONS, DISBURSEMENTS AND BALANCES  
As at the Quarter Ending June 30, 2020

Department : Department of Agriculture (DA)  
Agency/Entity : Office of the Secretary  
Operating Unit : Agricultural Training Institute  
Organization Code (UACS): 05 001 0200001  
Fund Cluster : 03 - Special Account - Locally Funded

X	Current Year Appropriations
	Supplemental Appropriations
	Continuing Appropriations

Particulars	UACS CODE	Appropriation		Allotments		Current Year Obligations					Current Year Disbursements					Balances							
		Authorized Appropriation	Adjusted Appropriations (Transfer (To/From, Modifications/ Augmentations))	Adjusted Appropriations	Allotments Received	Adjustments (Reductions, Modifications/ Augmentations)	Transfer To	Transfer From	Adjusted Total Allotments	1st Quarter Ending Mar. 31	2nd Quarter Ending June 30	3rd Quarter Ending Sept. 30	4th Quarter Ending Dec. 31	Total	1st Quarter Ending Mar. 31	2nd Quarter Ending June 30	3rd Quarter Ending Sept. 30	4th Quarter Ending Dec. 31	Total	Unreleased Appropriations	Unobligated Allotment	Unpaid Obligations (15-20) + (22+24)	
1	2	3	4	5	6	7	8	9	10	11	12	13	14	15	16	17	18	19	20	21	22	23	24
<b>II. Automatic Appropriations</b>		0.00	100,000,000.00	100,000,000.00	0.00	100,000,000.00	0.00	0.00	100,000,000.00	0.00	19,392,613.66	0.00	0.00	19,392,613.66	0.00	2,585,881.31	0.00	0.00	2,585,881.31	0.00	80,607,386.34	0.00	16,995,632.35
Agricultural Competitiveness Enhancement Fund	3194323	0.00	0.00	0.00	0.00	0.00	0.00	0.00	0.00	0.00	0.00	0.00	0.00	0.00	0.00	0.00	0.00	0.00	0.00	0.00	0.00	0.00	0.00
Maintenance and Other Operating Expenses	502009000	0.00	0.00	0.00	0.00	0.00	0.00	0.00	0.00	0.00	0.00	0.00	0.00	0.00	0.00	0.00	0.00	0.00	0.00	0.00	0.00	0.00	0.00
Financial Expenses	502009000	0.00	0.00	0.00	0.00	0.00	0.00	0.00	0.00	0.00	0.00	0.00	0.00	0.00	0.00	0.00	0.00	0.00	0.00	0.00	0.00	0.00	0.00
Capital Outlays	500000000	0.00	0.00	0.00	0.00	0.00	0.00	0.00	0.00	0.00	0.00	0.00	0.00	0.00	0.00	0.00	0.00	0.00	0.00	0.00	0.00	0.00	0.00
Remedies Fund (formerly Trade Remedies Fund)	3194384	0.00	0.00	0.00	0.00	0.00	0.00	0.00	0.00	0.00	0.00	0.00	0.00	0.00	0.00	0.00	0.00	0.00	0.00	0.00	0.00	0.00	0.00
Maintenance and Other Operating Expenses	502009000	0.00	0.00	0.00	0.00	0.00	0.00	0.00	0.00	0.00	0.00	0.00	0.00	0.00	0.00	0.00	0.00	0.00	0.00	0.00	0.00	0.00	0.00
Financial Expenses	502009000	0.00	0.00	0.00	0.00	0.00	0.00	0.00	0.00	0.00	0.00	0.00	0.00	0.00	0.00	0.00	0.00	0.00	0.00	0.00	0.00	0.00	0.00
Capital Outlays	500000000	0.00	0.00	0.00	0.00	0.00	0.00	0.00	0.00	0.00	0.00	0.00	0.00	0.00	0.00	0.00	0.00	0.00	0.00	0.00	0.00	0.00	0.00
Seed Fund	3184387	0.00	0.00	0.00	0.00	0.00	0.00	0.00	0.00	0.00	0.00	0.00	0.00	0.00	0.00	0.00	0.00	0.00	0.00	0.00	0.00	0.00	0.00
Maintenance and Other Operating Expenses	502009000	0.00	0.00	0.00	0.00	0.00	0.00	0.00	0.00	0.00	0.00	0.00	0.00	0.00	0.00	0.00	0.00	0.00	0.00	0.00	0.00	0.00	0.00
Financial Expenses	502009000	0.00	0.00	0.00	0.00	0.00	0.00	0.00	0.00	0.00	0.00	0.00	0.00	0.00	0.00	0.00	0.00	0.00	0.00	0.00	0.00	0.00	0.00
Capital Outlays	500000000	0.00	0.00	0.00	0.00	0.00	0.00	0.00	0.00	0.00	0.00	0.00	0.00	0.00	0.00	0.00	0.00	0.00	0.00	0.00	0.00	0.00	0.00
Livestock Promotion Fund	3184396	0.00	0.00	0.00	0.00	0.00	0.00	0.00	0.00	0.00	0.00	0.00	0.00	0.00	0.00	0.00	0.00	0.00	0.00	0.00	0.00	0.00	0.00
Maintenance and Other Operating Expenses	502009000	0.00	0.00	0.00	0.00	0.00	0.00	0.00	0.00	0.00	0.00	0.00	0.00	0.00	0.00	0.00	0.00	0.00	0.00	0.00	0.00	0.00	0.00
Financial Expenses	502009000	0.00	0.00	0.00	0.00	0.00	0.00	0.00	0.00	0.00	0.00	0.00	0.00	0.00	0.00	0.00	0.00	0.00	0.00	0.00	0.00	0.00	0.00
Capital Outlays	500000000	0.00	0.00	0.00	0.00	0.00	0.00	0.00	0.00	0.00	0.00	0.00	0.00	0.00	0.00	0.00	0.00	0.00	0.00	0.00	0.00	0.00	0.00
Rice Competitiveness Enhancement Fund	3185454	0.00	100,000,000.00	100,000,000.00	0.00	100,000,000.00	0.00	0.00	100,000,000.00	0.00	19,392,613.66	0.00	0.00	19,392,613.66	0.00	2,585,881.31	0.00	0.00	2,585,881.31	0.00	80,607,386.34	0.00	16,995,632.35
Maintenance and Other Operating Expenses	502009000	0.00	100,000,000.00	100,000,000.00	0.00	100,000,000.00	0.00	0.00	100,000,000.00	0.00	19,392,613.66	0.00	0.00	19,392,613.66	0.00	2,585,881.31	0.00	0.00	2,585,881.31	0.00	80,607,386.34	0.00	16,995,632.35
Traveling Expenses	502010000	0.00	3,463,750.00	3,463,750.00	0.00	3,463,750.00	0.00	0.00	3,463,750.00	0.00	367,542.19	0.00	0.00	367,542.19	0.00	110,838.00	0.00	0.00	110,838.00	0.00	3,096,207.81	0.00	256,954.13
Traveling Expenses - Local	502010100	0.00	3,463,750.00	3,463,750.00	0.00	3,463,750.00	0.00	0.00	3,463,750.00	0.00	367,542.19	0.00	0.00	367,542.19	0.00	110,838.00	0.00	0.00	110,838.00	0.00	3,096,207.81	0.00	256,954.13
Traveling Expenses - Foreign	502010200	0.00	0.00	0.00	0.00	0.00	0.00	0.00	0.00	0.00	0.00	0.00	0.00	0.00	0.00	0.00	0.00	0.00	0.00	0.00	0.00	0.00	0.00
Training and Scholarship Expenses	502020000	0.00	81,041,250.00	81,041,250.00	0.00	81,041,250.00	0.00	0.00	81,041,250.00	0.00	12,919,273.25	0.00	0.00	12,919,273.25	0.00	1,927,185.83	0.00	0.00	1,927,185.83	0.00	68,121,976.05	0.00	10,992,088.12
Training Expenses	502020100	0.00	81,041,250.00	81,041,250.00	0.00	81,041,250.00	0.00	0.00	81,041,250.00	0.00	12,919,273.25	0.00	0.00	12,919,273.25	0.00	1,927,185.83	0.00	0.00	1,927,185.83	0.00	68,121,976.05	0.00	10,992,088.12
ICT Training Expenses	502020101	0.00	0.00	0.00	0.00	0.00	0.00	0.00	0.00	0.00	0.00	0.00	0.00	0.00	0.00	0.00	0.00	0.00	0.00	0.00	0.00	0.00	0.00
Training Expenses	502020102	0.00	81,041,250.00	81,041,250.00	0.00	81,041,250.00	0.00	0.00	81,041,250.00	0.00	12,919,273.25	0.00	0.00	12,919,273.25	0.00	1,927,185.83	0.00	0.00	1,927,185.83	0.00	68,121,976.05	0.00	10,992,088.12
Scholarship Grants/Expenses	502020200	0.00	0.00	0.00	0.00	0.00	0.00	0.00	0.00	0.00	0.00	0.00	0.00	0.00	0.00	0.00	0.00	0.00	0.00	0.00	0.00	0.00	0.00
Scholarship Grants/Expenses	502020200	0.00	0.00	0.00	0.00	0.00	0.00	0.00	0.00	0.00	0.00	0.00	0.00	0.00	0.00	0.00	0.00	0.00	0.00	0.00	0.00	0.00	0.00
Supplies and Materials Expenses	502030000	0.00	2,815,000.00	2,815,000.00	0.00	2,815,000.00	0.00	0.00	2,815,000.00	0.00	461,808.37	0.00	0.00	461,808.37	0.00	39,686.45	0.00	0.00	39,686.45	0.00	2,353,191.53	0.00	421,851.92
Office Supplies Expenses	502030100	0.00	1,865,000.00	1,865,000.00	0.00	1,865,000.00	0.00	0.00	1,865,000.00	0.00	351,909.44	0.00	0.00	351,909.44	0.00	25,275.00	0.00	0.00	25,275.00	0.00	1,313,360.56	0.00	96,027.45
ICT Office Supplies	502030101	0.00	0.00	0.00	0.00	0.00	0.00	0.00	0.00	0.00	0.00	0.00	0.00	0.00	0.00	0.00	0.00	0.00	0.00	0.00	0.00	0.00	0.00
Office Supplies Expenses	502030102	0.00	1,865,000.00	1,865,000.00	0.00	1,865,000.00	0.00	0.00	1,865,000.00	0.00	351,909.44	0.00	0.00	351,909.44	0.00	25,275.00	0.00	0.00	25,275.00	0.00	1,313,360.56	0.00	96,027.45
Fuel, Oil and Lubricants Expenses	502030200	0.00	1,150,000.00	1,150,000.00	0.00	1,150,000.00	0.00	0.00	1,150,000.00	0.00	110,798.93	0.00	0.00	110,798.93	0.00	14,711.45	0.00	0.00	14,711.45	0.00	1,029,201.07	0.00	96,027.45
Professional Services	502110000	0.00	15,335,000.00	15,335,000.00	0.00	15,335,000.00	0.00	0.00	15,335,000.00	0.00	3,463,959.15	0.00	0.00	3,463,959.15	0.00	508,871.03	0.00	0.00	508,871.03	0.00	11,871,349.25	0.00	2,355,088.12
Other Professional Services	502110000	0.00	15,335,000.00	15,335,000.00	0.00	15,335,000.00	0.00	0.00	15,335,000.00	0.00	3,463,959.15	0.00	0.00	3,463,959.15	0.00	508,871.03	0.00	0.00	508,871.03	0.00	11,871,349.25	0.00	2,355,088.12
Other Maintenance and Operating Expenses	502090000	0.00	17,345,000.00	17,345,000.00	0.00	17,345,000.00	0.00	0.00	17,345,000.00	0.00	2,180,000.00	0.00	0.00	2,180,000.00	0.00	0.00	0.00	0.00	0.00	0.00	15,165,000.00	0.00	2,180,000.00
Printing and Publication Expenses	502090200	0.00	2,185,000.00	2,185,000.00	0.00	2,185,000.00	0.00	0.00	2,185,000.00	0.00	1,130,000.00	0.00	0.00	1,130,000.00	0.00	0.00	0.00	0.00	0.00	0.00	1,055,000.00	0.00	1,130,000.00
Donations	502090300	0.00	15,160,000.00	15,160,000.00	0.00	15,160,000.00	0.00	0.00	15,160,000.00	0.00	1,050,000.00	0.00	0.00	1,050,000.00	0.00	0.00	0.00	0.00	0.00	0.00	14,110,000.00	0.00	1,050,000.00
Financial Expenses	502009000	0.00	0.00	0.00	0.00	0.00	0.00	0.00	0.00	0.00	0.00	0.00	0.00	0.00	0.00	0.00	0.00	0.00	0.00	0.00	0.00	0.00	0.00
Capital Outlays	500000000	0.00	0.00	0.00	0.00	0.00	0.00	0.00	0.00	0.00	0.00	0.00	0.00	0.00	0.00	0.00	0.00	0.00	0.00	0.00	0.00	0.00	0.00
<b>GRAND TOTAL</b>		0.00	100,000,000.00	100,000,000.00																			


LIST OF ALLOTMENTS AND SUB-ALLOTMENTS  
As at the Quarter Ending June 30, 2020

Department: Department of Agriculture (DA)  
Agency : Office of the Secretary  
Operating Unit: Agricultural Training Institute  
Organizational Code (UACS): 05 001 101 00000  
Fund Cluster: 03 - Special Account - Locally Funded

X	Current Year Appropriations
	Supplemental Appropriations
	Continuing Appropriations

No.	Allotment / Sub-Allotments		Funding Source	UACS Code	Allotments					Sub-Allotment to Regions/Operating Units					Total Allotments / Net of Sub-Allotments				
	Number	Date			PS	MOOE	FINEX	CO	Total	PS	MOOE	FINEX	CO	Total	PS	MOOE	FINEX	CO	Total
1	2	3	4	5	6	7	8	9	10 = (6+7+8+9)	11	12	13	14	15 = (11+12+13+14)	16	17	18	19	20 = (16+17+18+19)
<b>A. Allotments Received from DBM</b>																			
1	SARO-BMB-E-20-0007917	2020-04-23	Special Account - Locally Funded - Automatic Appropriations Rice Competitiveness Enhancement Fund	03104393		100,000,000.00			100,000,000.00										100,000,000.00
2																			
3																			
4																			
5																			
			Sub-total			100,000,000.00			100,000,000.00										100,000,000.00
<b>B. Sub-Allotment Received from Central Office</b>																			
1																			
2																			
3																			
4																			
5																			
			Sub-total																
			<b>Total Allotments</b>			<b>100,000,000.00</b>			<b>100,000,000.00</b>										<b>100,000,000.00</b>

Summary by Funding Source Code:																			
Remedies Fund	03104384	-	-	-	-	-	-	-	-	-	-	-	-	-	-	-	-	-	-
Seed Fund	03104387	-	-	-	-	-	-	-	-	-	-	-	-	-	-	-	-	-	-
ACEF Fund	03104323	-	-	-	-	-	-	-	-	-	-	-	-	-	-	-	-	-	-
RCEF	03104393	-	100,000,000.00	-	-	-	-	100,000,000.00	-	-	-	-	-	-	-	100,000,000.00	-	-	100,000,000.00
Livestock Promotion Fund	03104390	-	-	-	-	-	-	-	-	-	-	-	-	-	-	-	-	-	-

Certified Correct:  
  
LEONILA D. CAIZ  
Head, Budget Unit

Approved by:  
  
ALFEREDO S. ATAN, MPS-DM  
Director IV